



Parts Manual

Mfg. No: 5901644
F320Z Series w/ 61" iCD Mower Deck
(F320ZBVE3761)



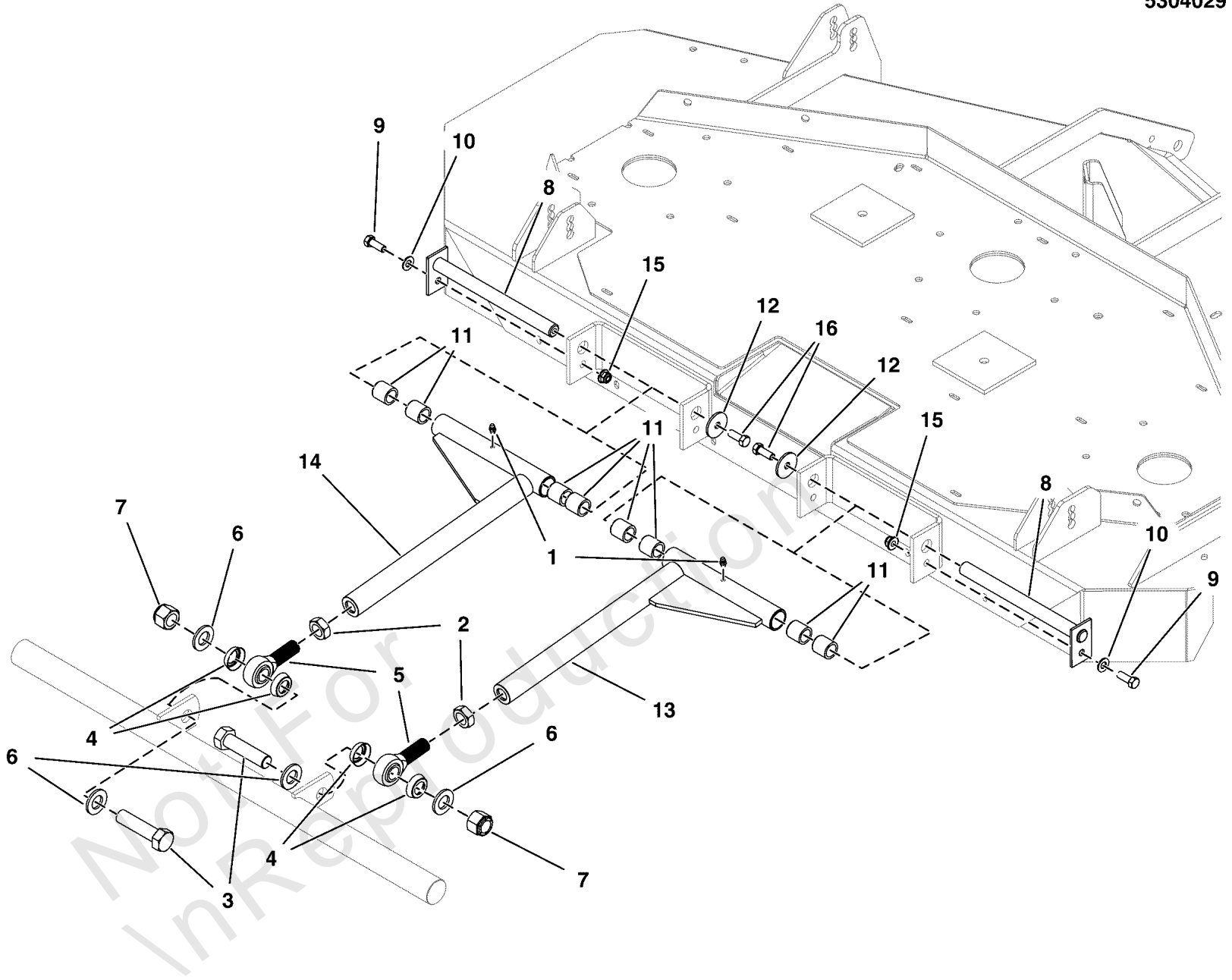
Model Components	Page
61" & 72" Mower Deck Group - Pusher Bars S/N: 2017978507 & Below.....	4
61" & 72" Mower Deck Group - Pusher Bars S/N: 2017978508 & Above.....	6
61" Mower Deck Group - Housing, Covers, Spindles & Blades (2 Belt System).....	8
61" Mower Deck Group - Pulleys, Belts & Idler Arms (2 Belt System).....	10
61" Mower Deck Group - Rollers S/N: 2017954955 & Below.....	14
61" Mower Deck Group - Rollers S/N: 2017954956 & Above.....	16
Decal Group - Brand & Model.....	18
Decal Group - Safety & Operation.....	20
Deck Lift Group - Deck Hangers.....	22
Deck Lift Group - Rods & Pedal.....	24
Electrical Group.....	28
Electrical Schematic - Charging Circuit - B&S 61E877 S/N: 2017954955 & Below.....	30
Electrical Schematic - Charging Circuit - B&S 61E877 S/N: 2017954956 & Above.....	32
Electrical Schematic - Cranking Circuit - B&S 61E877 S/N: 2017954955 & Below.....	34
Electrical Schematic - Cranking Circuit - B&S 61E877 S/N: 2017954956 & Above.....	36
Electrical Schematic - Ign. Ground Circuit/Op Pres. - B&S 61E877 S/N: 2017954955 & Below.....	38
Electrical Schematic - Ign. Ground Circuit/Op Pres. - B&S 61E877 S/N: 2017954956 & Above.....	40
Electrical Schematic - PTO Clutch Circuit - B&S 61E877 S/N: 2017954955 & Below.....	42
Electrical Schematic - PTO Clutch Circuit - B&S 61E877 S/N: 2017954956 & Above.....	44
Engine & PTO Group - Briggs & Stratton 61E877 EFI (Remote Oil Tank).....	46
Engine Remote Oil Tank, Hoses, & Mount Group.....	48
Fuel Supply Hose, Tank Replacement Parts, and EVAP Group.....	50
Fuel Tank & Mount Group.....	52
Hydraulic Group - Models w/ Single Tank Mount.....	54
Instrument Control Panel Group.....	56
Main Frame & Caster Group.....	58
Motion Control Group.....	60
Parking Brake Group.....	62
Rear Bumper & ROPS Group.....	64
Seat Mount and Floor Group S/N: 4000015530 and Below.....	66
Seat Mount and Floor Group S/N: 4000015531 to 4000875836.....	68
Seat Mount and Floor Group S/N: 4000875837 and Above.....	70
Spindle Service Parts - 5413009.....	72
Transaxle Drive Group.....	74
Transaxle SERVICE PARTS - ZT5400.....	76
Wheel & Tire Group.....	78
Torque Specification Chart.....	80

61" & 72" Mower Deck Group - Pusher Bars S/N: 2017978507 & Below

Note: Unless noted otherwise, use the standard torque specifications

Mfg. No: 5901644

5304029



61" & 72" Mower Deck Group - Pusher Bars S/N: 2017978507 & Below

REF NO	PART NO	QTY	DESCRIPTION
1	5020095	2	GREASE FITTING, 1/4-28 STRAIGHT
2	5025093	2	NUT, 3/4-16 HEX JAM
3	5025265X24	2	BOLT-3/4-16 X 3 GD8 CZ
4	5022111	4	SEAL, 3/4 ROD END
5	5022039	2	BALL JOINT, 3/4-16, MALE
6	5025160	4	WASHER, 3/4" SAE
7	5025284	2	NUT, 3/4-16 HEX NYLON LOCK
8	5045037A	2	WELD, DECK MOUNT SHAFT - BLK -(Refer to Note: *)
9	5025013X8	2	BOLT, 3/8-16 X 1" GD5 CZ
10	5025156	2	WASHER, 3/8 SAE
11	5023344	8	BUSHING, .75 X 1.00 X 1.00, PLASTIC
12	5100548	2	WASHER, .390 X 1.50 X .109, CZ
13	-----	1	WELD, PUSHER BAR, IS3200Z, RH - BLK -(Refer to Note: *)
14	-----	1	WELD, PUSHER BAR, IS3200Z, LH - BLK -(Refer to Note: *)
15	5025394	2	NUT, 3/8-16 HEX NYLOCK FLANGE
16	5025443	2	BOLT, 3/8-16 X 3/4, PLT W/PATCH

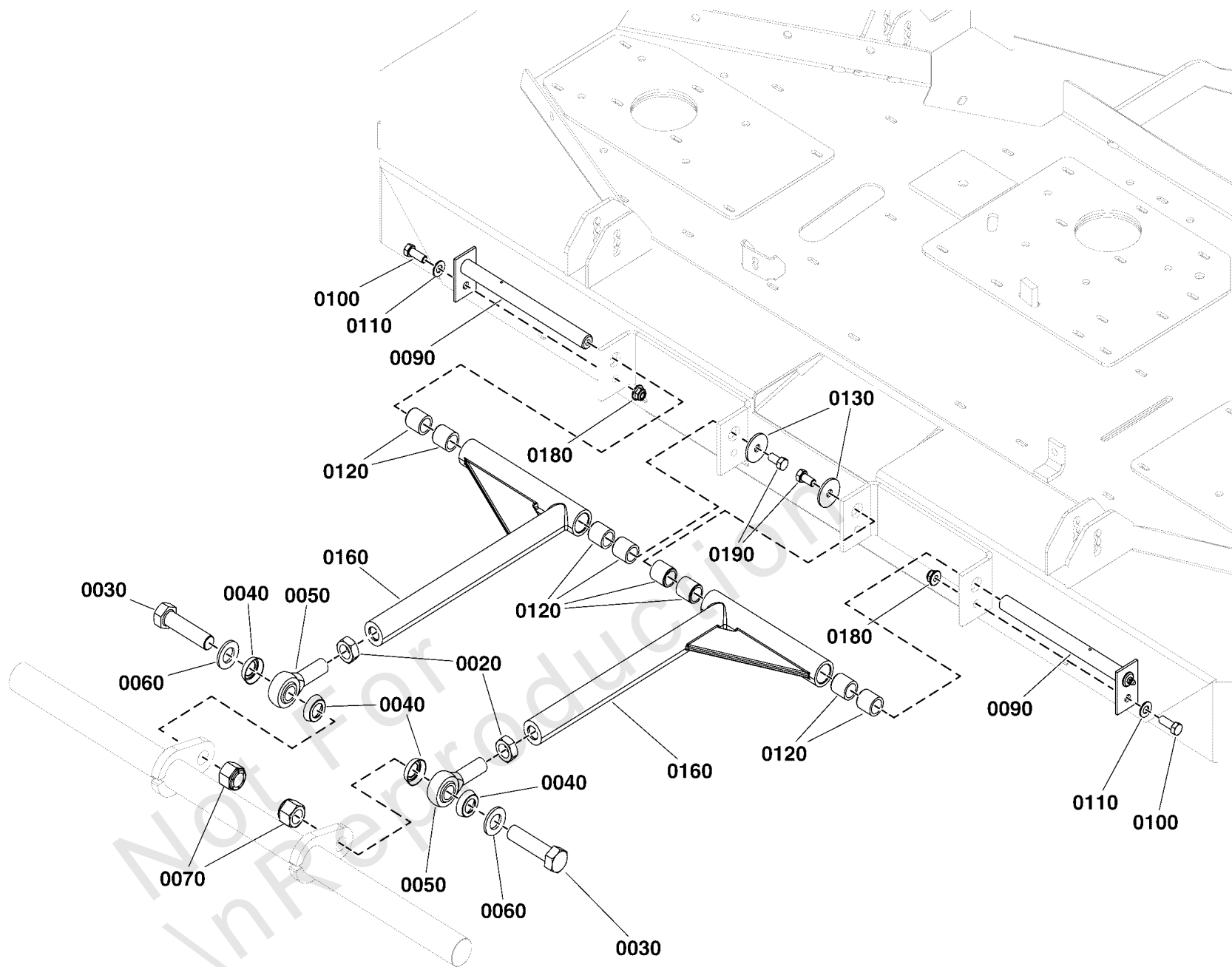
Footnotes:

Note: *If replacing this part order both the pusher bar and pin as shown in the higher serial number range.

61" & 72" Mower Deck Group - Pusher Bars S/N: 2017978508 & Above

Note: Unless noted otherwise, use the standard torque specifications

Mfg. No: 5901644



61" & 72" Mower Deck Group - Pusher Bars S/N: 2017978508 & Above

REF NO	PART NO	QTY	DESCRIPTION
0020	5025093	2	NUT, Hex, Jam, 3/4-16
0030	5025265X24	2	BOLT, 3/4-16 X 3" YZ GD5
0040	5022111	4	SEAL, 3/4" ROD END
0050	5022039	2	BALL JOINT, 3/4-16, MALE
0060	5025160	4	WASHER, 3/4" SAE
0070	5025284	2	NUT, Hex, Nylon Lock, 3/4-16
0090	5415240	2	WELD, DECK MOUNT SHAFT
0100	5025013X8	2	BOLT, 3/8-16 X 1" GD5 CZ
0110	5025156	2	WASHER, 3/8 SAE
0120	5023344	8	BUSHING, .75 X 1.00 X 1.00, Plastic
0130	5100548	2	WASHER, .390 X 1.50 X .109, YZ
0160	5104978	2	PUSHER BAR, CAST
0180	5025394	2	NUT, 3/8 - 16 HEX NYLOCK FLANGE
0190	5025443	2	BOLT, 3/8-16 X 3/4, PLT W/PATCH

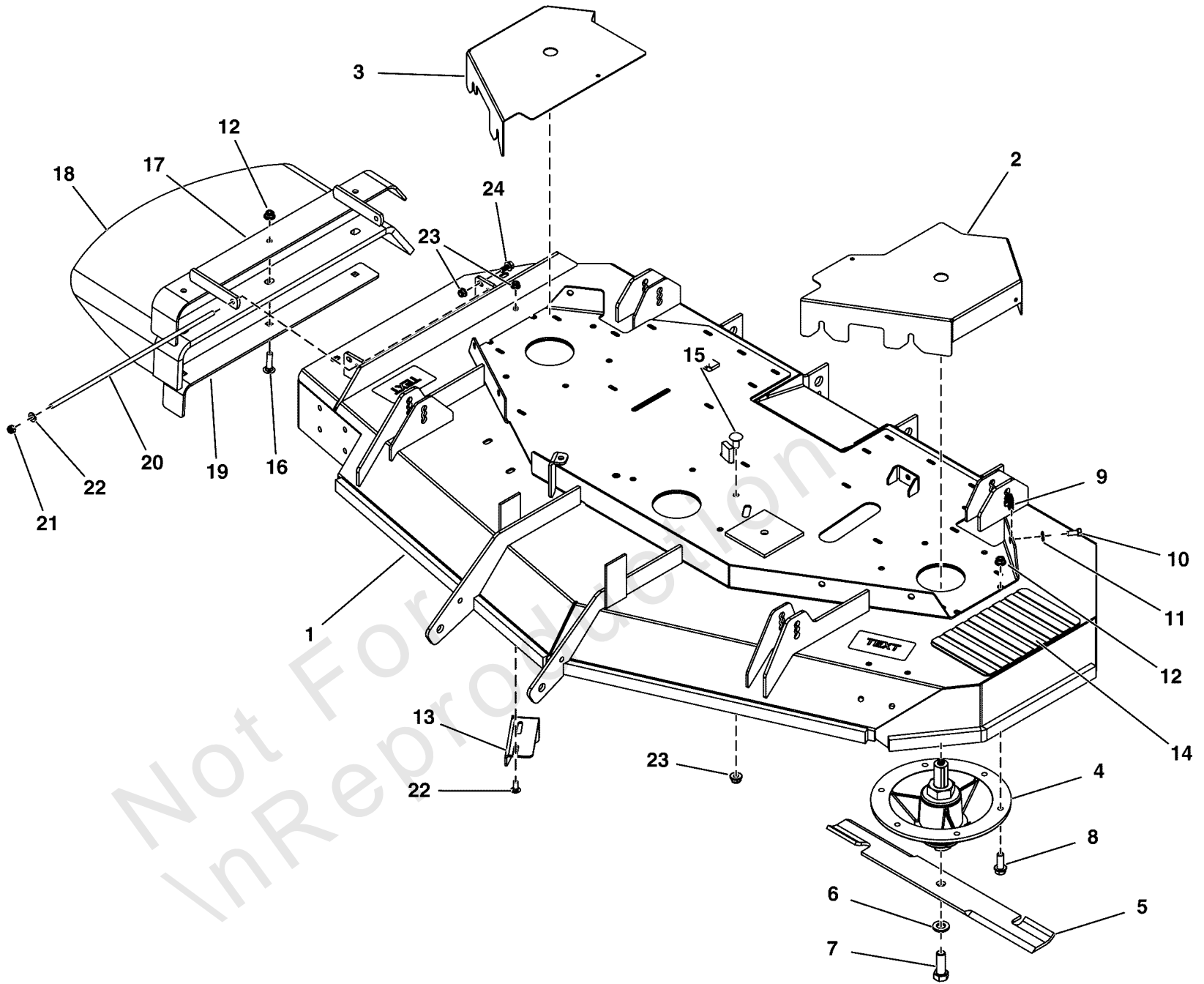
Not For In-Production

61" Mower Deck Group - Housing, Covers, Spindles & Blades (2 Belt System)

Note: Unless noted otherwise, use the standard torque specifications

Mfg. No: 5901644

5304622



61" Mower Deck Group - Housing, Covers, Spindles & Blades (2 Belt System)

REF NO	PART NO	QTY	DESCRIPTION
1	5600981	1	DECK SHELL W/DECALS, 61, F320Z (5415350B) -(S/N: 2017954955 & Below)
1	5601117	1	DECK SHELL W/DECALS, F320Z-61 (5417033B) -(S/N: 2017954956 & Above)(Refer to Note: *)
2	5413169B	1	GUARD, IS3200Z, LH 61" - RED
3	5415578B	1	GUARD, MOWER DECK, IS3200-61, RH - RED
4	5413009	3	SPINDLE, ASSM, CAST IRON - 10.0
5	5101755S	1	BLADE SET, 61 DECK (3) -(SV) Set of 3 blades)
6	5025477	3	WASHER, BLADE BOLT, 9/16" F436, CZ
7	5025320X14	3	BOLT, 5/8-11 X 1-3/4 GD8 -(Torque to 70 ft. lbs. (94 Nm)
8	5025390X10	17	BOLT, 3/8-16 X 1-1/4, FLANGE, GD 5, CZ -(Torque to 30 ft. lbs. (41 Nm)
9	5022308	6	BODY CLIP, 5/16-18 7GA. MATERIAL
10	5025011X8	6	BOLT, 5/16-18 X 1" GRD5 YZ
11	5025292	6	WASHER, 5/16 GRADE 9, FLAT
12	5025394	21	NUT, 3/8 - 16 HEX NYLOCK FLANGE
13	5401344A	1	PLATE, DEFLECTOR - BLK
14	5101005	1	SAFETY WALK, 9.75 X 6.00
15	80003604	1	BOLT,3/8-16X1-1/4,GR5,CARRIAGE,ZC/CL -(Torque to 30 ft. lbs. (41 Nm)
16	5025146X12	3	BOLT, 3/8-16 X 1-1/2, CARRIAGE, GD5, CZ
17	5413387A	1	WELD, MOUNT, DISCHARGE CHUTE - BLK
18	5413499	1	CHUTE, RUBBER DISCHARGE (5104442)
19	5413385A	1	SUPPORT, DISCHARGE CHUTE - BLK
20	5061300	1	ROD, MOUNT, CHUTE, 61, CZ
21	5025045	2	NUT, Hex, Nylon Lock, 5/16-24
22	5025145X6	2	BOLT, 5/16-18 X 3/4, CARRIAGE, GD5, CZ
23	5025392	3	NUT, 5/16-18 HEX NYLOCK FLANGE NUT
24	5025011X6	1	BOLT, 5/16-18 X 3/4 GD5

Footnotes:

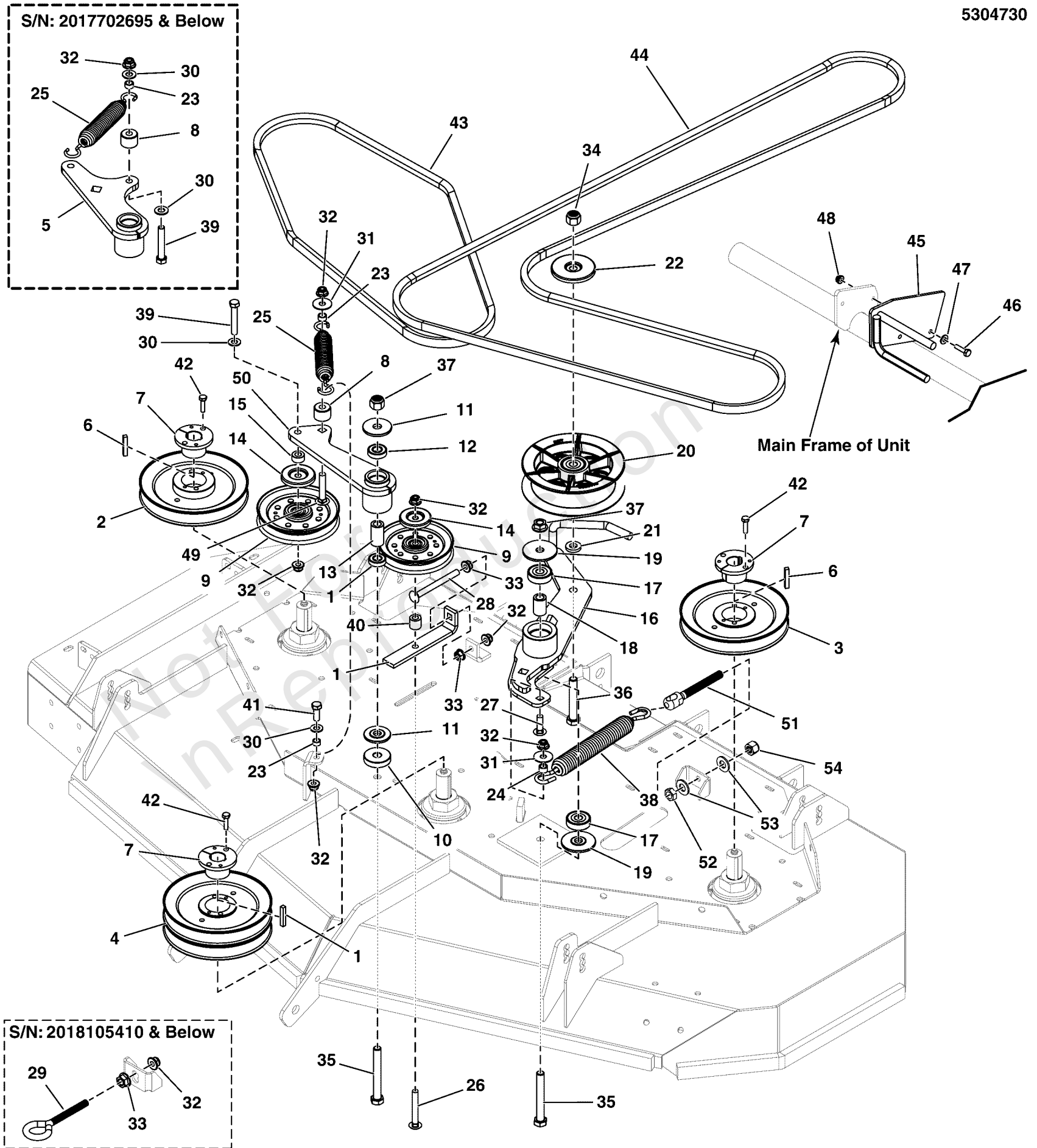
Note: * If replacing the deck shell with decals on units in serial number range 2017954956 - 2018116520, you must also order 5105844 - Qty: 1, 5025098 - Qty: 1, 5025089 - Qty: 1, 5025158 - Qty: 2.

61" Mower Deck Group - Pulleys, Belts & Idler Arms (2 Belt System)

Note: Unless noted otherwise, use the standard torque specifications

Mfg. No: 5901644

5304730



61" Mower Deck Group - Pulleys, Belts & Idler Arms (2 Belt System)

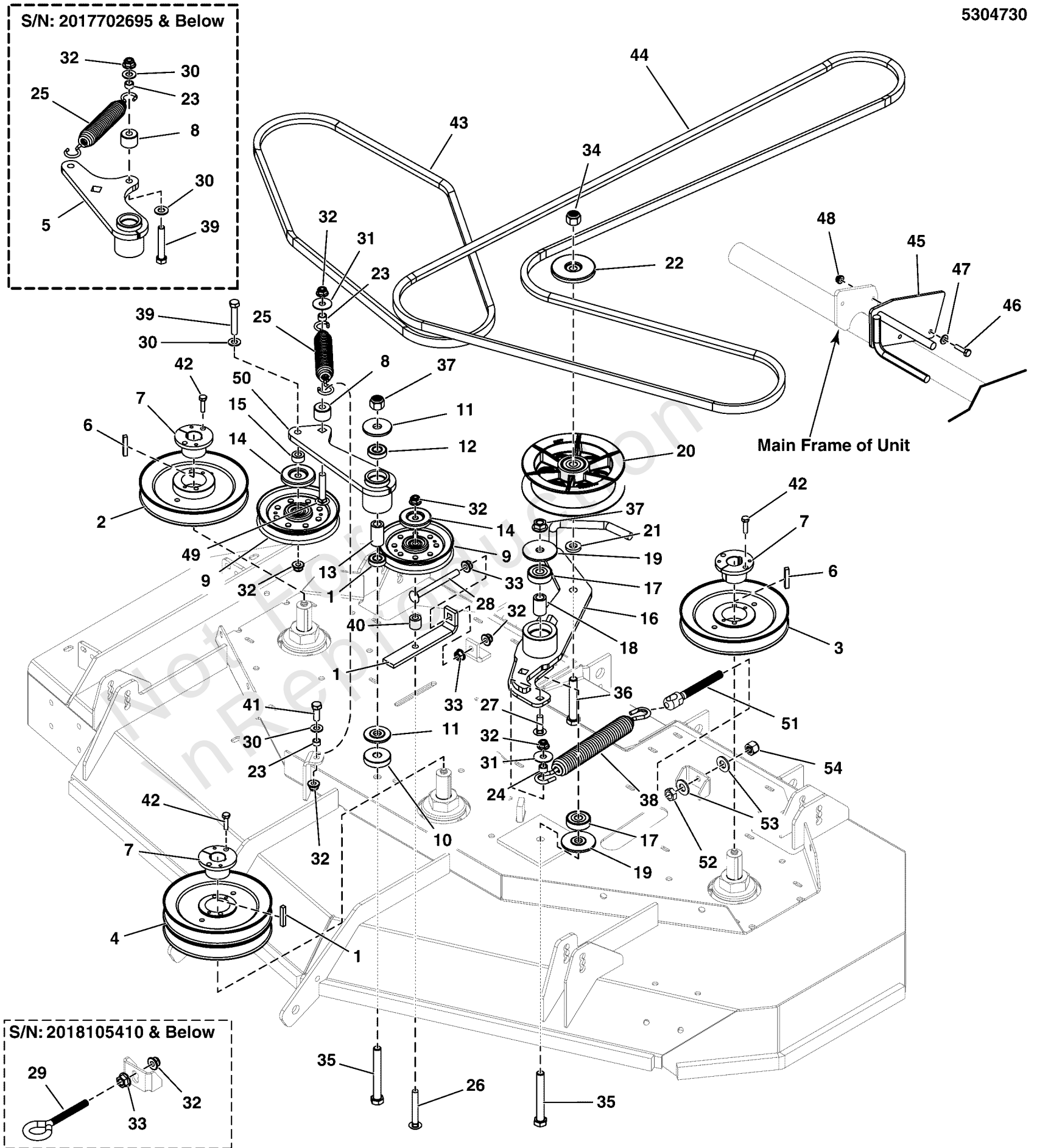
REF NO	PART NO	QTY	DESCRIPTION
1	5415374A	1	PLATE, IDLER PULLER - BLK
2	5105005	1	PULLEY, SPNDL, 7.032"OB, HQ BORE - RH
3	5105019	1	PULLEY, SPNDL, 7.032"OB, HQ BORE - LH
4	5105006	1	PULLEY, SPNDL, 7.032"OB-DBL, HQ BORE
5	-----	1	REPLACE W/ 5416161A & 5025146X16 -(S/N: 2017702695 & Below)
6	5022726	3	KEY 1/4 SQ X 1 1/2 LONG
7	5020819	3	BUSHING, Tapered Hub
8	5043815	1	SPACER, .39 X 1.00 X .75, CZ
9	5108772	2	PULLEY, V-IDLER, 5"OD X 3/8", CZ, TE
10	5105066	1	SPACER, .52 X 1.75 X .420, CZ
11	5103262	2	SPACER, IDLER ARM, 1/2, PM
12	7078243	2	BEARING, BALL, AXLE
13	5103812	1	SPACER, .52 X .84 X 1.53, PM
14	5105033	2	SHIELD, PULLEY, 3/8"ID X 2"OD, CZ
15	5044933	1	SPACER, .39 X .75 X .38, PM, CZ
16	5415288A	1	WELD, IDLER ARM, DECK DRIVE - BLK
17	5104383	2	BEARING, 6203-1/2", SEALED
18	5104456	1	SPACER, .51 X .84 X 1.22, PM, CZ
19	5104379	2	SPACER, IDLER ARM, 1/2 X 2.25
20	5105009	1	PULLEY, IDLER, 5.50, CI, DBL BEARING
21	5100520	1	SPACER, .52 X 1.00 X .22, PM, CZ
22	5105041	1	SHIELD, PULLEY, 1/2"ID X 2-7/8"OD, CZ
23	5041930	2	SPACER, .38 X .50 X .27, CZ
24	5105297	1	SPACER, .39 X .63 X .375M DOM CZ
25	5022847	1	SPRING-EXT, 1.04 ODX6.935LGX.148WR, BLK
26	5025146X20	1	BOLT, 3/8-16 X 2-1/2, CARRIAGE, GD5, CZ
27	5025146X12	1	BOLT, 3/8-16 X 1-1/2, CARRIAGE, GD5, CZ
28	5025146X36	1	BOLT, 3/8-16 X 4-1/2, CARRIAGE, GD5, CZ
29	5023497	1	EYE BOLT, 3/8-16 X 5, 2.88THRD, 1EYE, CZ -(S/N: 2018116520 & Below)
30	5025156	1	WASHER, 3/8 SAE -(Qty: 3 - S/N: 2017702695 & Below)
31	5025165	2	WASHER, 3/8" Fender
32	5025394	6	NUT, 3/8 - 16 HEX NYLOCK FLANGE -(Qty: 7 - S/N: 2018116520 & Below)
33	5025128	2	NUT, 3/8-16 Hex Large Serrated Flange -(Qty: 3 - S/N: 2018116520 & Below)
34	5025056	1	NUT, Hex, Nylon Lock, 1/2-13
35	5025017X32	2	BOLT, 1/2-13 X 4" GD5 CZ
36	5025017X26	1	BOLT, 1/2-13 X 3-1/4, HEX HD, GD5, CZ (SV)
37	5025396	2	NUT, Hex Flange, Nylock, 1/2-13
38	5105068	1	SPRING, EXT1.22"ODX10.5"FLX.192"WIRE BLK
39	5025013X18	1	BOLT, 3/8-16 X 2-1/4" GD5 CZ -(Qty: 2 - S/N: 2017702695 & Below)
40	5103705	1	SPACER, .39 X .75 X .69, PM, CZ
41	5025013X8	1	BOLT, 3/8-16 X 1" GD5 CZ
42	5025010X8	6	BOLT, 1/4-20 X 1" GD5 CZ
43	5104780	1	BELT, B-SEC, 64.00 EL, ARAMID, WRPD
44	5105141	1	BELT, 5V/SPB, 134.32 EL, LG ARAMID, WRPD
45	5416060A	1	WELD, CLUTCH BELT GUIDE - BLK
46	5025010X8	2	BOLT, 1/4-20 X 1" GD5 CZ
47	5025154	2	WASHER, 1/4 SAE

61" Mower Deck Group - Pulleys, Belts & Idler Arms (2 Belt System)

Note: Unless noted otherwise, use the standard torque specifications

Mfg. No: 5901644

5304730



61" Mower Deck Group - Pulleys, Belts & Idler Arms (2 Belt System)

REF NO	PART NO	QTY	DESCRIPTION
48	5025391	2	NUT, 1/4-20 Hex Nylock Flange
49	5025146X16	1	BOLT, 3/8-16 X 2, CARRIAGE, GD5, CZ -(S/N: 2017702696 & Above)
50	5416161A	1	WELD, IDLER ARM, 2 BELT DRIVE - BLK -(S/N: 2017702696 & Above)
51	5105844	1	SPRING PULLER, 1/2-20, 5.00 -(S/N: 2018116521 & Above)
52	5025089	1	NUT, 1/2-20 Hex Jam -(S/N: 2018116521 & Above)
53	5025158	2	WASHER, 1/2 SAE -(S/N: 2018116521 & Above)
54	5025394	1	NUT, 3/8 - 16 HEX NYLOCK FLANGE -(S/N: 2018116521 & Above)

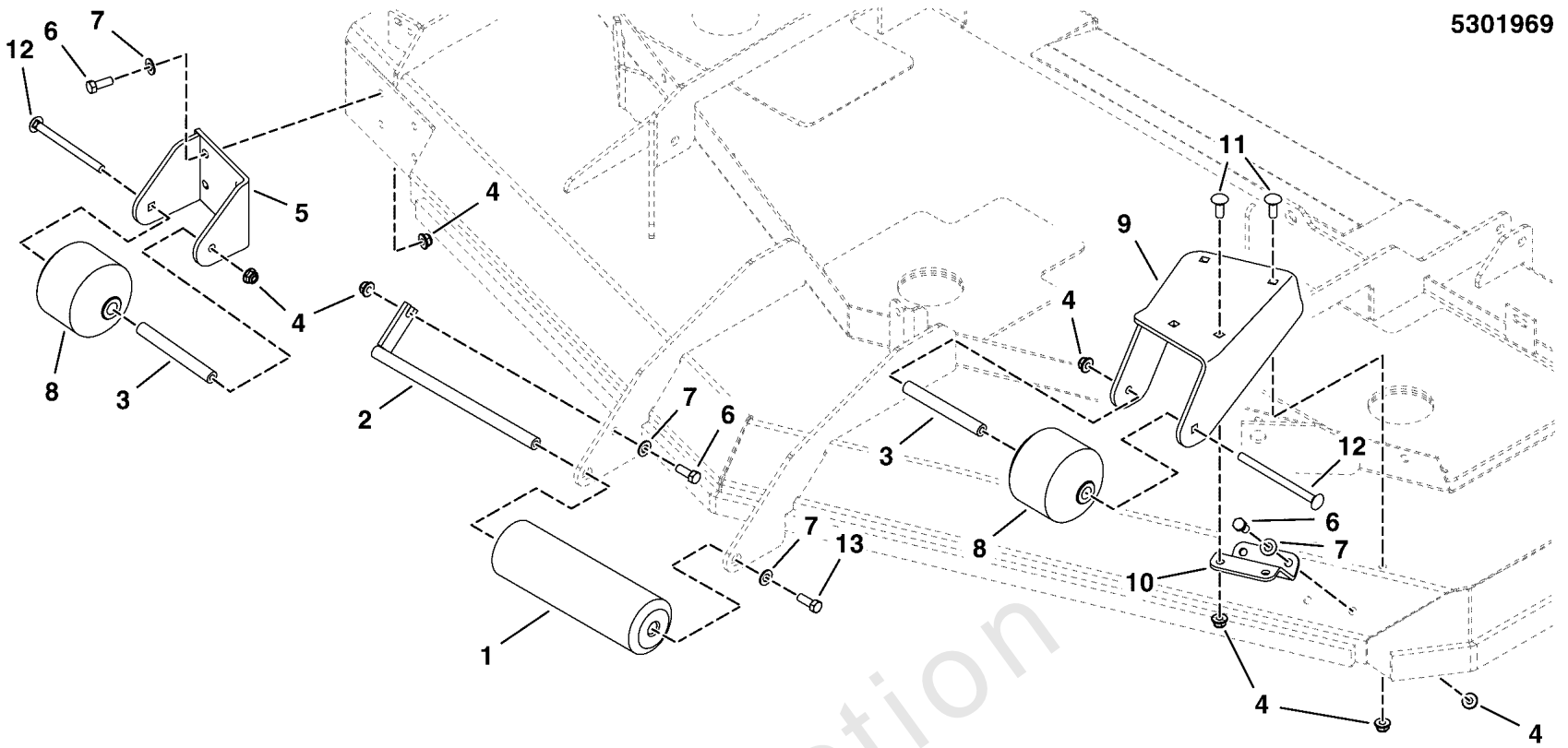
Not For In Reproduction

61" Mower Deck Group - Rollers S/N: 2017954955 & Below

Note: Unless noted otherwise, use the standard torque specifications

Mfg. No: 5901644

5301969



Not For
InReproduction

61" Mower Deck Group - Rollers S/N: 2017954955 & Below

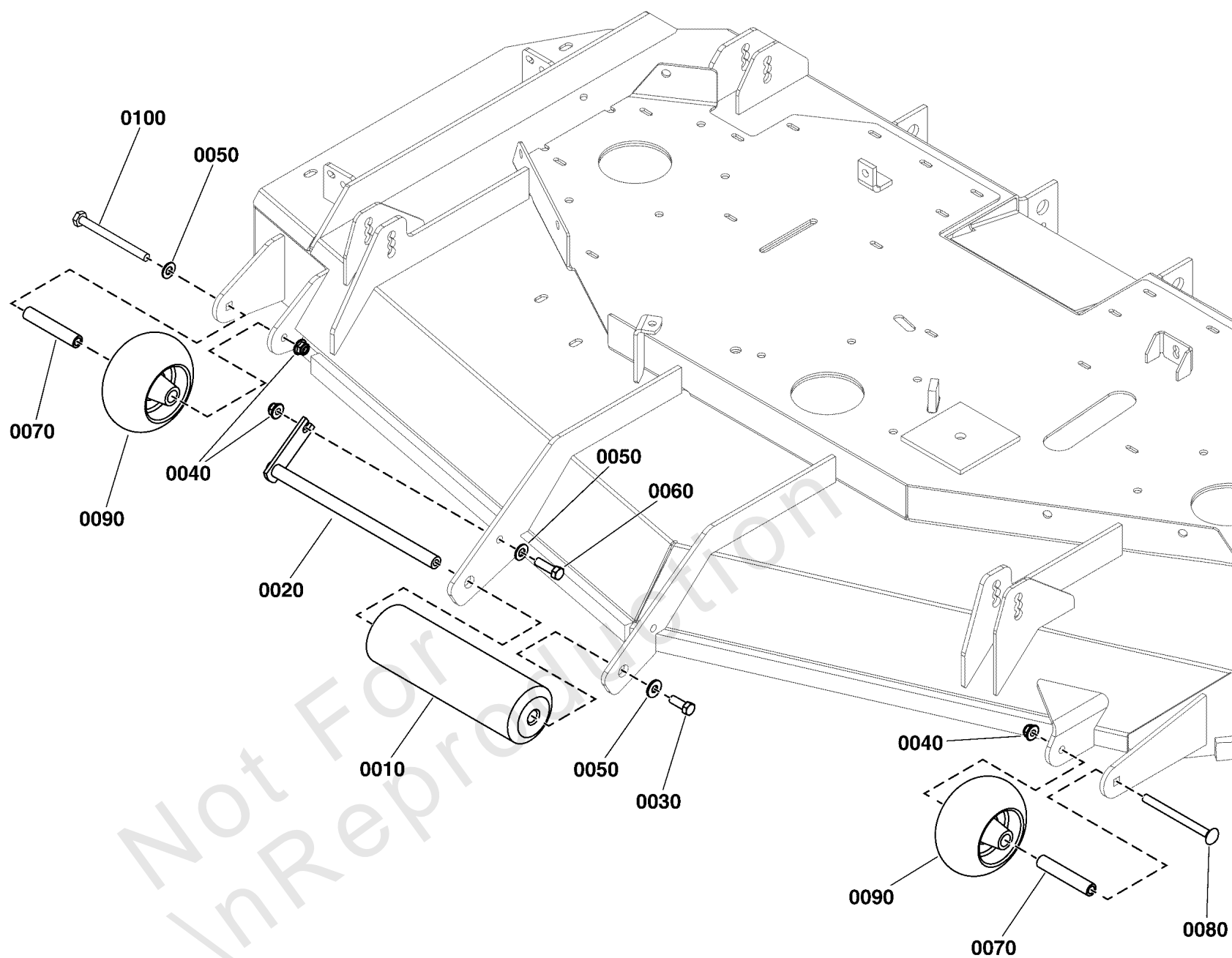
REF NO	PART NO	QTY	DESCRIPTION
1	5020785	1	ROLLER, DECK
2	5041655A	1	WELD, BRACKET, ROLLER PIN - BLK
3	5101971	2	SPACER, .38 X .63 X 4.31
4	5025394	13	NUT, 3/8-16 HEX NYLOCK FLANGE
5	5409705B	1	PLATE, BRACKET, ANTI-SCALP - RED
6	5025013X8	7	BOLT, 3/8-16 X 1" GD5 CZ
7	5025156	8	WASHER, 3/8 SAE
8	5022060	2	ROLLER, SMALL
9	5407765B	1	WELD, ANTI-SCALP BRACKET - RED
10	5407764B	1	PLATE, ANTI-SCALP SUPPORT - RED
11	80004566	4	BOLT,3/8-16X1.00,RD SH SQ NK,GR 5,ZC/CL
12	5025146X44	2	BOLT, 3/8-16 X 5-1/2, CARRIAGE, GD5, CZ
13	5025013X10	1	BOLT, 3/8-16 X 1-1/4" GD5 CZ

Not For In-Production

61" Mower Deck Group - Rollers S/N: 2017954956 & Above

Note: Unless noted otherwise, use the standard torque specifications

Mfg. No: 5901644



61" Mower Deck Group - Rollers S/N: 2017954956 & Above

REF NO	PART NO	QTY	DESCRIPTION
0010	5020785	1	ROLLER, DECK
0020	5041655A	1	WELD, BRACKET, ROLLER PIN - BLK
0030	5025013X8	1	BOLT, 3/8-16 X 1" GD5 CZ
0040	5025394	3	NUT, 3/8 - 16 HEX NYLOCK FLANGE
0050	5025156	3	WASHER, 3/8 SAE
0060	5025013X10	1	BOLT, 3/8-16 X 1-1/4" GD5 CZ
0070	5105554	2	SPACER, .38 X .63 X 3.38, CZ
0080	5025146X36	1	BOLT, 3/8-16 X 4-1/2, CARRIAGE, GD5, CZ
0090	5105521	2	WHEEL, ANTI SCALP, 5"
0100	5025013X36	1	BOLT, 3/8-16 X 4-1/2" GD5 CZ

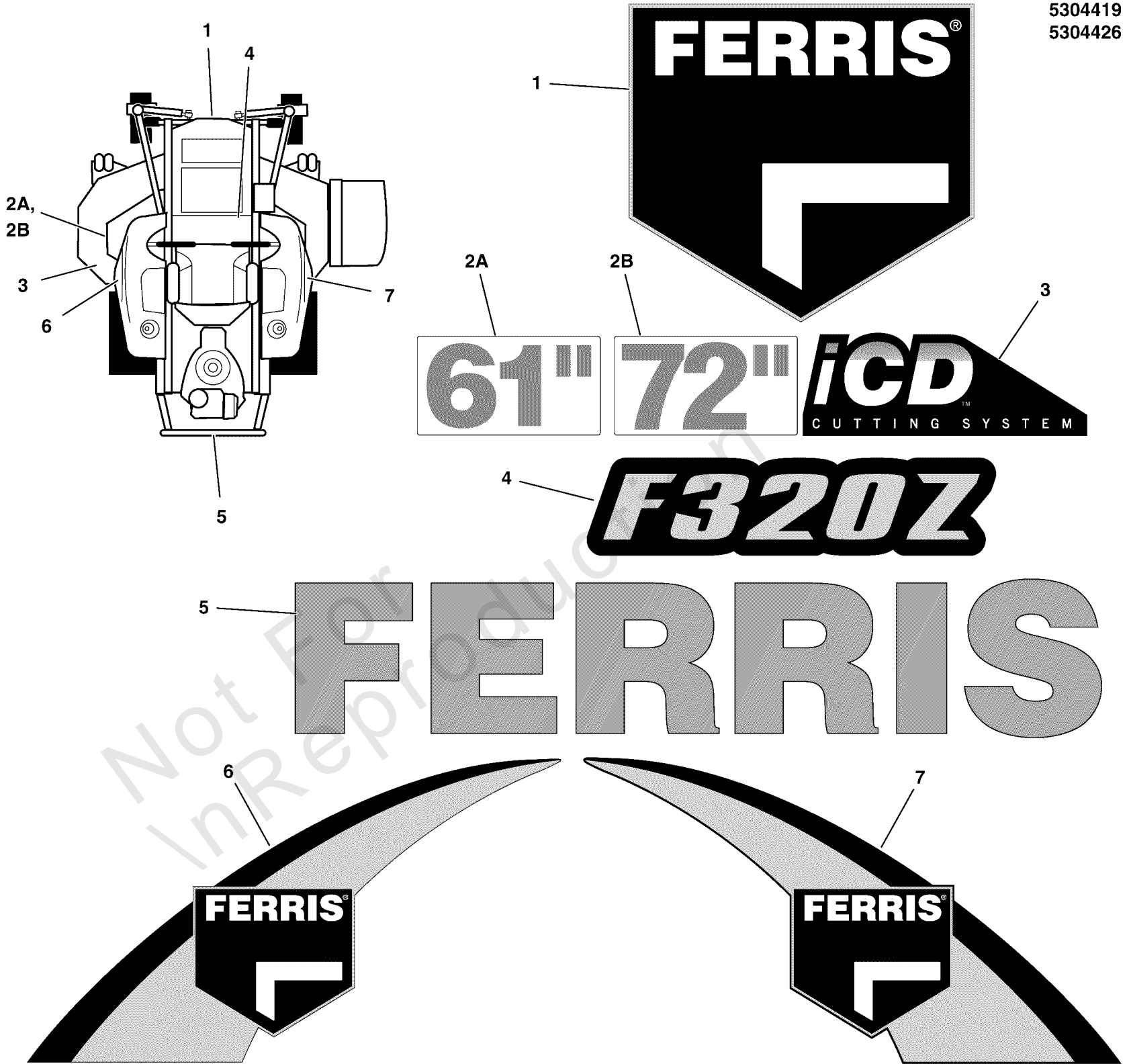
Not For In Reproduction

Decal Group - Brand & Model

Note: Unless noted otherwise, use the standard torque specifications

Mfg. No: 5901644

5304419
5304426



Decal Group - Brand & Model

REF NO	PART NO	QTY	DESCRIPTION
1	5104756	2	DECAL, FERRIS LOGO, SMALL -(Refer to Note: *)
2A	5022813	1	DECAL, 61 -(61" Models)
2B	5022814	1	DECAL, 72 -(72" Models)
3	5102210	1	DECAL, iCD CUTTING SYSTEM
4	5104779	1	DECAL, MODEL, F320Z
5	5103799	1	DECAL, FERRIS, 2.23" X 11.39"
6	5104751	1	DECAL, TANK, MED, LH, FERRIS
7	5104752	1	DECAL, TANK, MED, RH, FERRIS

Not For
In Reproduction

Footnotes:

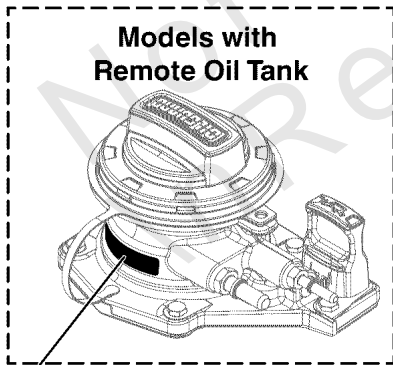
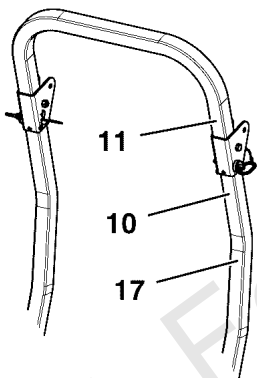
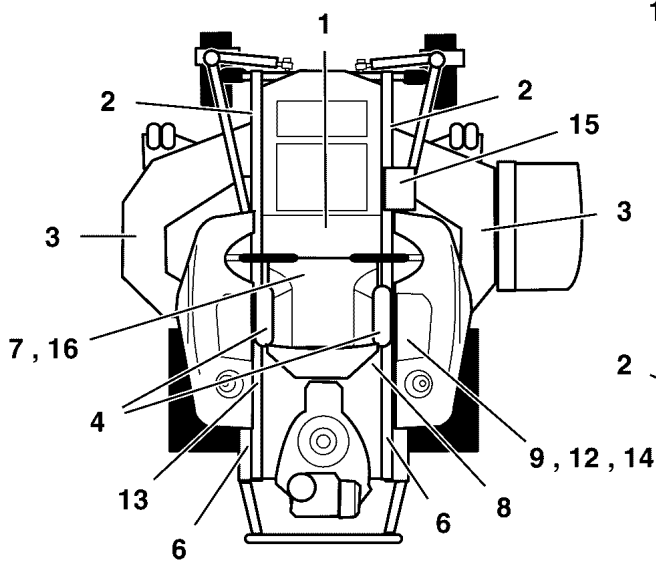
Note: *One decal installed on headrest bracket.

Decal Group - Safety & Operation

Note: Unless noted otherwise, use the standard torque specifications

Mfg. No: 5901644

5304902



FACTORY-FILLED WITH
15W-50 Full-Synthetic
VANGUARD OIL

WARNING

Avoid serious injury or death

- Read operator's manual before using this product.
- Do NOT operate this machine unless you are trained.
- Know the location and function of all controls.
- Keep safety devices (guards, shields, switches, etc.) in place and working.
- Remove objects that could be thrown by the blade.
- Be sure blades and engine are stopped before placing hands or feet near blades.
- When leaving machine, shut off, remove key and set parking brake.

Fire Hazard

Gasoline is flammable. Debris is combustible.

- Allow engine to cool for at least 3 minutes before refueling.
- Keep unit cleaned of debris.
- This equipment may create sparks that can start fires around dry vegetation. A spark arrester may be required. Contact local fire agencies for regulations relating to fire prevention requirements.

DANGER

Amputation hazard

Rotating blades cut off arms and legs.

- Stop the mower when children or others are near.
- Do not carry riders (especially children) even with the blades off. They may fall off or return for another ride when you are not expecting it.
- Look down, behind and to the side before changing directions.

Loss of control and roll-over hazard

Operating on slopes can be hazardous and cause loss of control and roll-overs.

- Avoid sudden turns or rapid speed changes.
- Reduce speed and use extreme caution on slopes.
- Go across slopes, NOT up and down.
- Do not operate on slopes over 15 degrees.
- If machine stops forward motion on a slope, stop the blades and drive slowly off the slope.

15° Max.

WARNING

PINCH POINT

To avoid injury from loaded spring, read operator's manual before removing spring.

DANGER

Amputation and thrown objects hazard

- Keep hands and feet away from deck.
- Do not operate mower unless discharge chute or entire grass catcher is in its proper place.

WARNING

Amputation and Pinch Point Hazard

To avoid injury from rotating parts, stay clear of parts and keep all shields and guards in place.

The operator's manual is available in Spanish. La manual del operador está disponible en Español.

WARNING

Avoid serious injury or death from rollover.

Do not operate without the rollbar installed and operational.

Ignition System (Gasoline Models)

This spark ignition system complies with Canadian standard ICES-002

ACN 006 576 656

HYDRAULIC OIL RESERVOIR

USE SAE 20W-50 MOTOR OIL

LOW OVERHANGING OBSTACLES HAZARD

Check for overhead clearances before driving under any objects. Do NOT allow roll bar to contact low overhanging obstacles, such as tree branches and guide wires.

WARNING

AVOID SERIOUS INJURY OR DEATH FROM ROLL OVER:

Keep roll bar in the raised position and use seat belt.

THERE IS NO ROLL OVER PROTECTION WHEN THE ROLL BAR IS DOWN

Lower the roll bar only when necessary and NEVER remove it.

Do NOT use seat belt when the roll bar is down.

Raise the roll bar as soon as clearance permits.

Do NOT jump off if mower tips.

Read and follow all operating instructions and warnings in the operator's manual.

WARNING

LOW OVERHANGING OBSTACLES HAZARD

Check for overhead clearances before driving under any objects. Do NOT allow roll bar to contact low overhanging obstacles, such as tree branches and guide wires.

HYDRAULIC OIL RESERVOIR

USE SAE 20W-50 MOTOR OIL

HYDRAULIC OIL RESERVOIR

USE SAE 20W-50 MOTOR OIL

Belts & Blades

Tractor	
Pump Drive Belt	5102013
61" Mower	
Deck Drive Belt - Long LH	5105141
Deck Drive Belt - Short RH	5104780
Mower Blade	5101756S
72" Mower	
Deck Drive Belt - Long LH	5105142
Deck Drive Belt - Short RH	5105036
Mower Blade	5102227S

INCHES () = CM

5" (12.7)

4" (10.2)

3" (7.6)

2" (5.1)

1" (2.5)

CAUTION

ROLL OVER PROTECTIVE STRUCTURE

To maintain operator protection and roll bar certification:

Replace a damaged roll bar, do NOT attempt to repair or modify.

Any alteration of the roll bar must be approved by the manufacturer.

DO NOT exceed the machine weight rating of the roll bar.

Decal Group - Safety & Operation

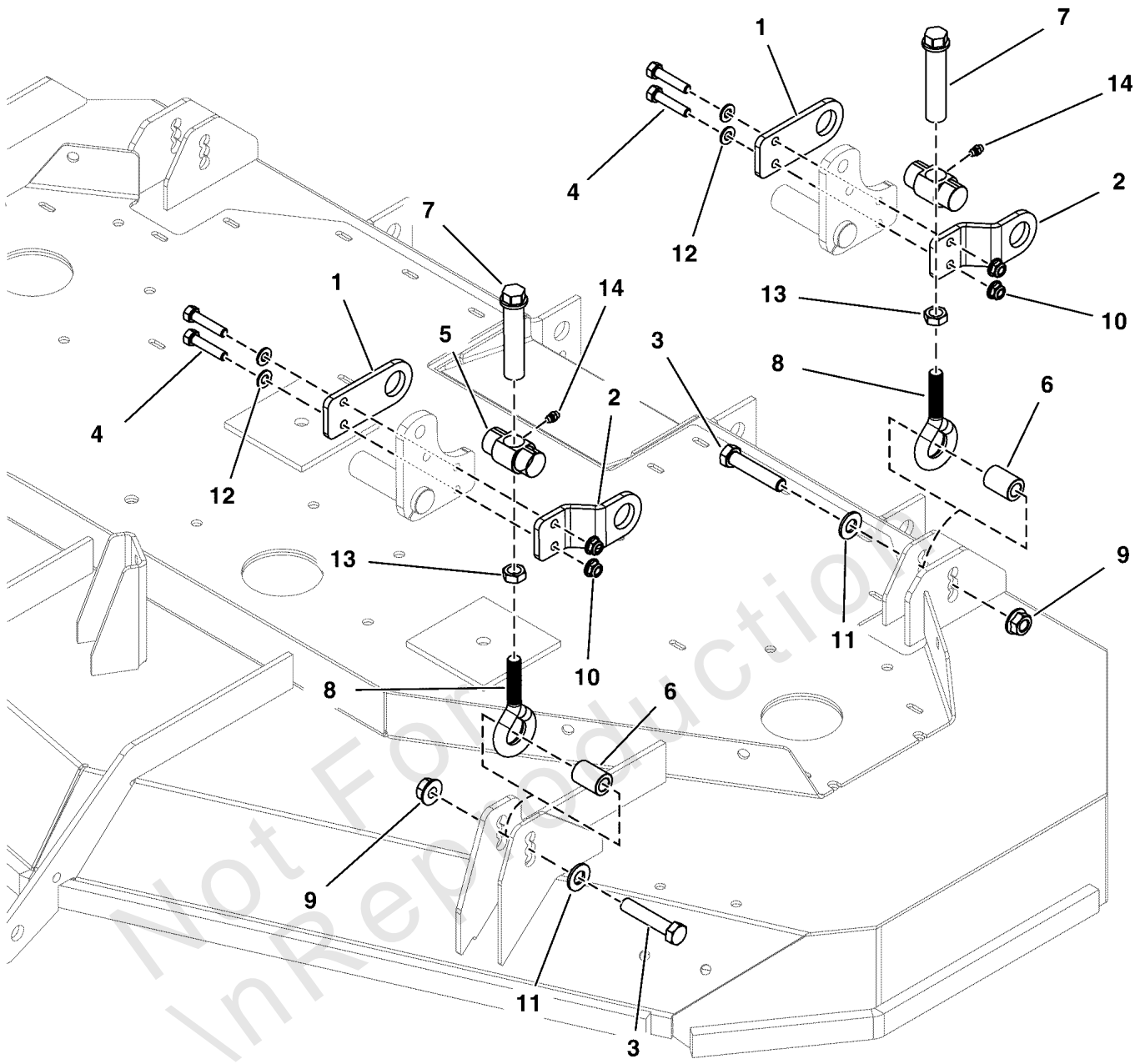
REF NO	PART NO	QTY	DESCRIPTION
1	5103595	1	DECAL, MAIN SAFETY
2	5061245	2	DECAL, PINCH POINT
3	7101665	2	DECAL, DANGER DO NOT OPERATE W/O DEFLECT
4	5103184	2	DECAL, WARNING, HAND IN BELT, ENG ONLY
5	5103619	1	DECAL, MANUAL AVAIL IN SPANISH
6	5100683	2	DECAL, WARNING, ROLL BAR
7	5102090	1	DECAL, TRANSAXLE RELEASE, S200XT
8	5100342	1	DECAL, FUEL VALVE
9	5100280	1	DECAL, THROTTLE CONTROL
10	5104082	1	DECAL, WARNING, FOLDING ROPS -(SV)
11	5100405	1	DECAL, WARNING & CAUTION, ROPS -(SV)
12	5048970	1	DECAL, IGNITION SWITCH
13	5100957	1	DECAL, HYDRAULIC OIL, SAE 20W50
14	-----	1	LABEL, OIL INFORMATION -(Models w/ Remote Oil Tank Only)
15	5061724	1	DECAL-HEIGHT CITATION
16	5105194	1	DECAL, BELT & BLADE, F320Z, 2BELT
17	5104083	1	DECAL, CAUTION. FOLDING ROPS -(SV)

Deck Lift Group - Deck Hangers

Note: Unless noted otherwise, use the standard torque specifications

Mfg. No: 5901644

5304416A
5304501A



Deck Lift Group - Deck Hangers

REF NO	PART NO	QTY	DESCRIPTION
1	5413900A	4	BRACKET, INNER TRUNION MNT - BLK
2	5413899A	4	BRACKET, OUTER TRUNION MNT - BLK
3	5025017X20	4	BOLT, 1/2-13 X 2-1/2" GD5 CZ
4	5025013X12	8	BOLT, 3/8-16 X 1-1/2" GD5 CZ
5	5104238	4	PIVOT, DECK LIFT TRUNION, GREASABLE
6	5103054	4	SPACER, .52 X .87 X 1.25, CZ
7	5102664	4	ADJUSTER, DECK LIFT, CZ
8	5025579	4	EYE BOLT, 1/2-20 X 4.25, 1.88THRD, 1EYE, CZ
9	5025396	4	NUT, Hex Flange, Nylock, 1/2-13
10	5025394	8	NUT, 3/8-16 HEX NYLOCK FLANGE
11	5025158	4	WASHER, 1/2 SAE
12	5025156	8	WASHER, 3/8 SAE
13	5025089	4	NUT, 1/2-20 HEX JAM
14	5020095	4	GREASE FITTING, 1/4-28 STRAIGHT

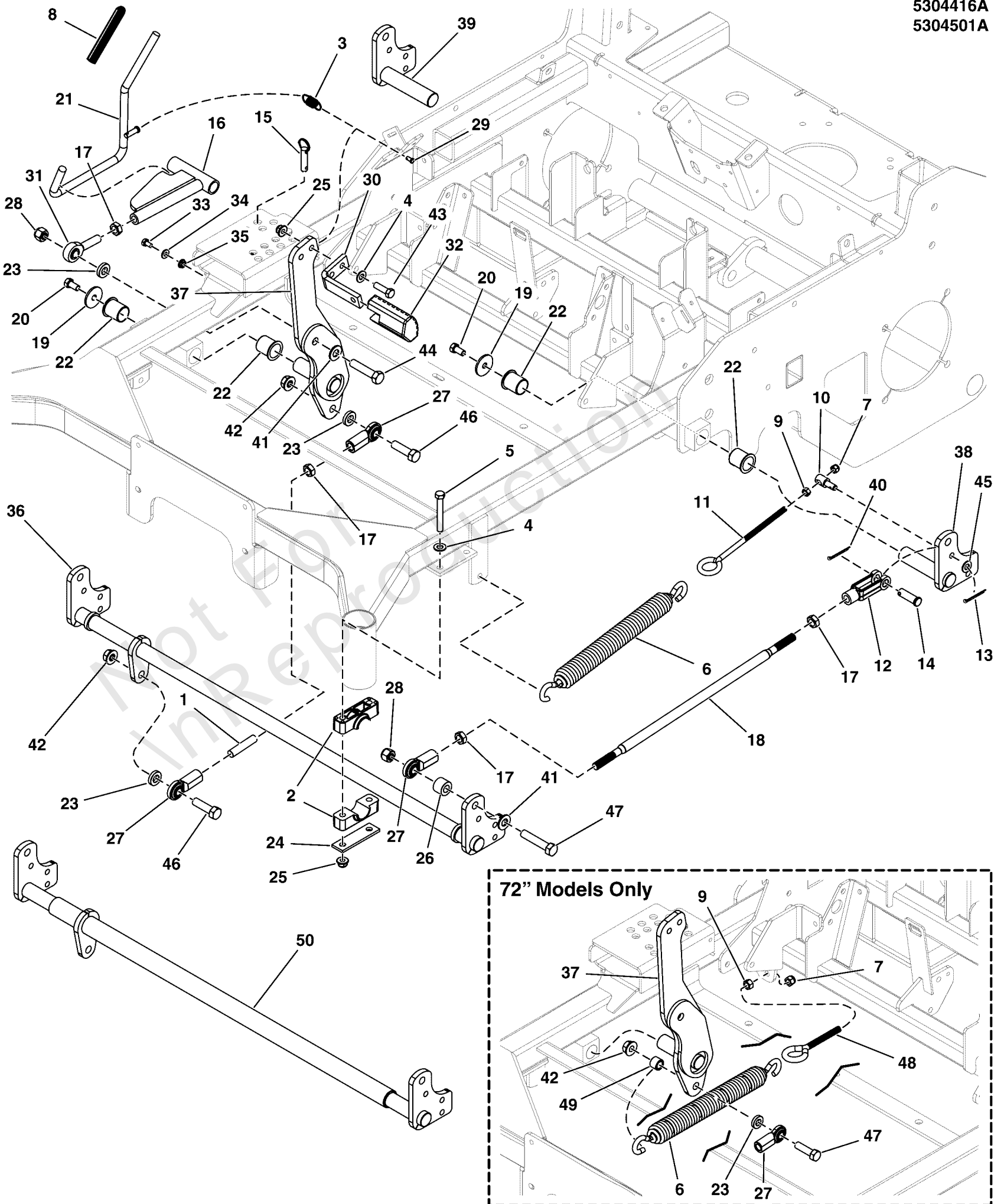
Not For InReproduction

Deck Lift Group - Rods & Pedal

Note: Unless noted otherwise, use the standard torque specifications

Mfg. No: 5901644

5304416A
5304501A



Deck Lift Group - Rods & Pedal

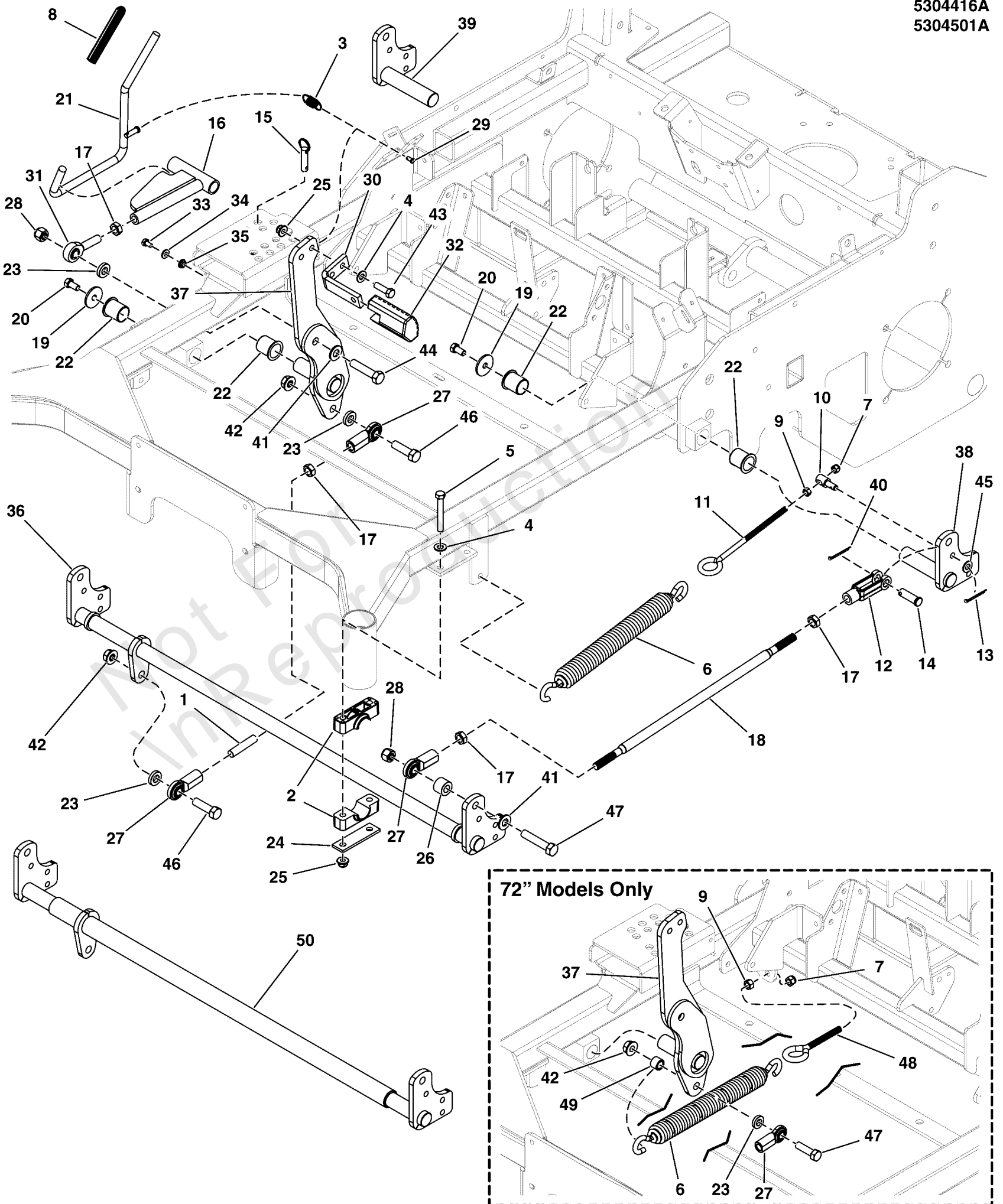
REF NO	PART NO	QTY	DESCRIPTION
1	5104663	1	ROD, THREADED, 1/2-20 X 2.25
2	5100634	4	PIVOT BLOCK, PLASTIC
3	5010213	1	SPRING-EXT, .740 ODX2.025LGX.072WR, BLK
4	5025156	8	WASHER, 3/8 SAE
5	5025013X22	4	BOLT, 3/8-16 X 2-3/4" GD5 CZ
6	5023392	2	SPRING-EXT, 1.393 ODX13.25LGX.218WR, BLK -(Qty: 3 - 72" Models)
7	5025096	2	NUT, 3/8-16 HEX NYLON LOCK -(Qty: 3 - 72" Models)
8	5021880	1	GRIP, FOAM, .475 X 4.35 X .095
9	5025034	2	NUT, 3/8-16 HEX -(Qty: 3 - 72" Models)
10	5100380	2	ADJUSTER, DECK HANGER
11	5021811	2	EYE BOLT, 3/8-16 X 8, 3THRD, 1EYE, CZ
12	5023174	2	CLEVIS, 1/2-20, STEEL, CLEAR ZINC
13	5025203X6	2	PIN, COTTER, 1/8 X 3/4
14	5025479	2	PIN, CLEVIS, 1/2 X 1-23/64, PLATED
15	5023498	1	PIN, HITCH, 1/2 X 2.00 OAL, CZ
16	5402757A	1	WELD, DECK ADJUST LINK - RED
17	5025089	6	NUT, 1/2-20 HEX JAM
18	5103758	2	ROD, DECK LIFT, 19.25, CZ
19	5100548	3	WASHER, .390 X 1.50 X .109, CZ
20	5025443	3	BOLT, 3/8-16 X 3/4, PLT W/PATCH
21	5414816A	1	WELD, ROD DECK LIFT, F320Z - BLK
22	5023343	6	BUSHING, 1.00 X 1.13 X 1.38, PLASTIC
23	5100520	3	SPACER, .52 X 1.00 X .22, PM, CZ
24	5403925A	2	PLATE, PIVOT BLOCK SUPPORT - BLK
25	5025394	6	NUT, 3/8-16 HEX NYLOCK FLANGE
26	5045178	2	SPACER, .52 X 1.00 X .75, CZ
27	1702779	4	JOINT-BALL .500-20 THD .500ID, CLR ZINC
28	5025056	3	NUT, 1/2-13 HEX NYLON LOCK
29	5025212X4	1	PIN, CLEVIS, 1/4 X 1/2, PLATED
30	5061569A	1	PEDAL, FOOT - BLK
31	5022434	1	BALL JOINT, 1/2-20, MALE
32	5104262	1	PEDAL, Rubber
33	-----	2	HHCS, 1/4-20 X 0.625, GR5, ZINC/CLEAR
34	5025154	2	WASHER, 1/4 SAE
35	5025126	2	NUT, 1/4-20 HEX SERR. FLANGE
36	5414703A	1	WELD, DECK LIFT SHAFT, F320-61" - RED
37	5414753A	1	WELD, DECK LIFT PEDAL, F320Z - RED
38	5414683A	1	WELD, DECK LIFT LEVER, F320Z, LH - RED
39	5414684A	1	WELD, DECK LIFT LEVER, F320Z, RH - RED
40	5025203X10	2	PIN, COTTER, 1/8 X 1-1/4
41	5025158	4	WASHER, 1/2 SAE
42	5025396	2	NUT, Hex Flange, Nylock, 1/2-13
43	5025013X10	2	BOLT, 3/8-16 X 1-1/4" GD5 CZ
44	5025017X18	1	BOLT, 1/2-13 X 2-1/4" GD5 CZ
45	5025293	2	WASHER, 3/8 GD.9 FLAT
46	5025017X16	2	BOLT, 1/2-13 X 2" GD5 CZ -(Qty: 1 - 72" Models)
47	5025017X20	2	BOLT, 1/2-13 X 2-1/2" GD5 CZ -(Qty: 3 - 72" Models)
48	5023497	1	EYE BOLT, 3/8-16 X 5, 2.88THRD, 1EYE, CZ -(72" Models Only)

Deck Lift Group - Rods & Pedal

Note: Unless noted otherwise, use the standard torque specifications

Mfg. No: 5901644

5304416A
5304501A



Deck Lift Group - Rods & Pedal

REF NO	PART NO	QTY	DESCRIPTION
49	5047027	1	SPACER, .51 X .75 X .56, PM, CZ -(72" Models Only)
50	5415809A	1	WELD, DECK LIFT SHAFT, 200/320 72" - BLK -(72" Models Only)

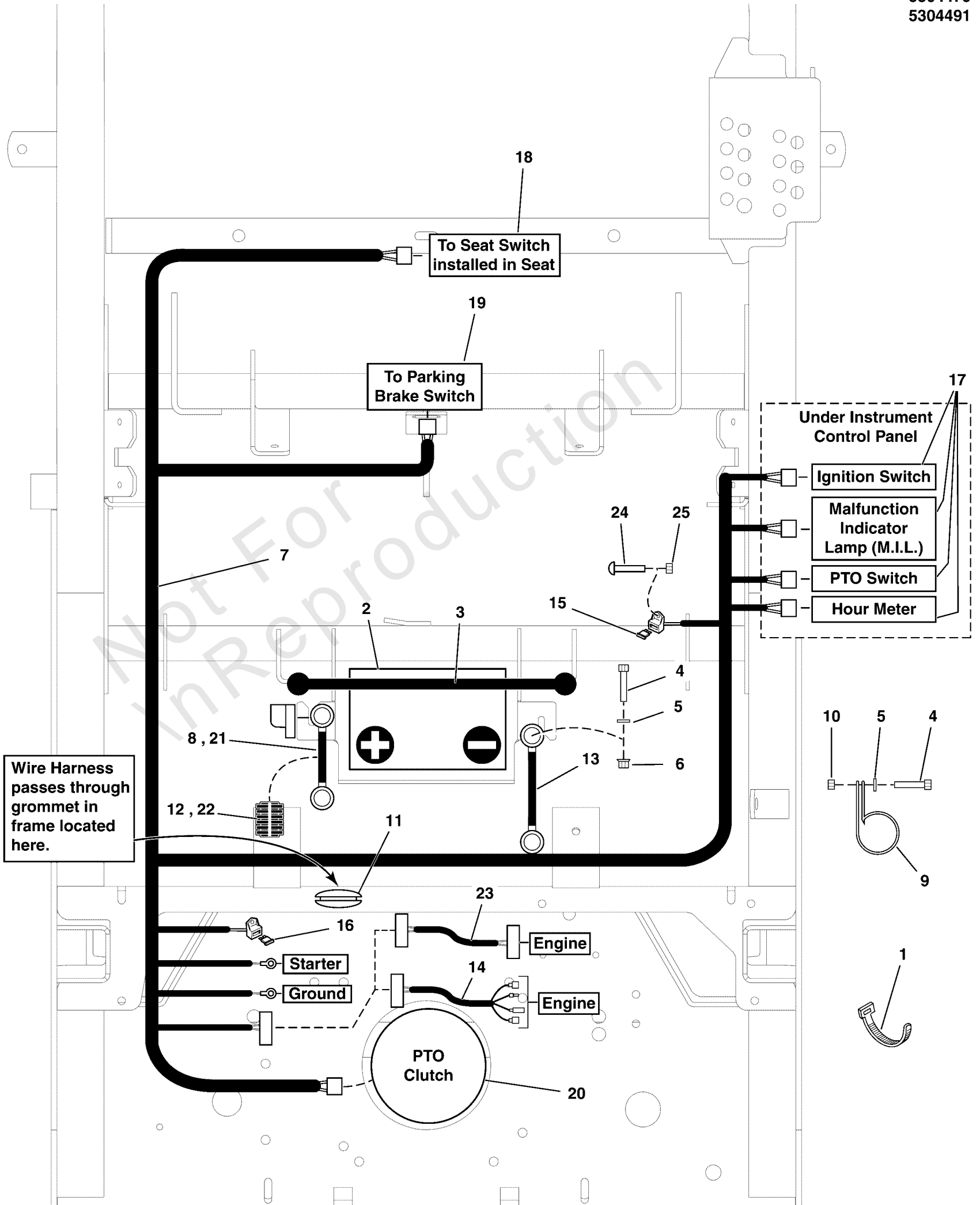
Not For In Reproduction

Electrical Group

Note: Unless noted otherwise, use the standard torque specifications

Mfg. No: 5901644

5304479
5304491



Electrical Group

REF NO	PART NO	QTY	DESCRIPTION
1	5021029	11	TIE, SELF-LOCKING, 12"
2	-----	1	BATTERY, WET (BCIU1, 340 CCA)
3	1722009	1	STRAP, BATTERY, 14 LONG, Rubber
4	5025010X6	7	BOLT, 1/4"-20 X 3/4" GD5 YZ
5	5025154	7	WASHER, 1/4 SAE
6	5025126	2	NUT, Hex, Serrated Flange, 1/4-20
7	5416015	1	WIRE HARNESS, MAIN, LG, ZTR -(S/N: 2017954955 & Below)
7	5105535	1	HARNESS, Wiring, Large ZTR -(S/N: 2017954956 & Above)
8	5021405	1	BATTERY CABLE, POS, 22, 1/4-5/16 -(Models w/ Kawasaki Engines - S/N: 4000015530 and below)
8	5021542	1	BATTERY CABLE, POS, 30, 1/4-5/16 -(Models with Kawasaki Engine - S/N: 4000015531 and above)
9	5021500	5	CLAMP, VINYL INSULATED, 1.00
10	5025391	5	NUT, 1/4-20 Hex Nylock Flange
11	5100716	1	GROMMET, 2" ID
12	5050927X17	1	WIRE LOOM, 3/8 ID X 17 IN -(Models w/ Kawasaki Engines - S/N: 4000015530 and below)
12	5050927X24	1	WIRE LOOM, 3/8 ID X 24 IN -(Models with Kawasaki Engine - S/N: 4000015531 and above)
13	5021406	1	BATTERY CABLE, NEG, 22, 1/4-5/16 -(S/N: 4000015530 and below)
13	5101396	1	CABLE, BATTERY, NEG, 30, 1/4-5/16 -(S/N: 4000015531 and above)
14	5105303	1	WIRE HARNESS, JUMPER, KAWI - LARGE HARNE -(Models w/ Kawasaki Engines)
15	5102710	1	FUSE, ATO, 25 AMP -(SV)
16	5101935	2	FUSE, ATO-15 (15 AMP)(SV) -(SV)
17	-----	1	Refer to: Instrument Control Panel Group
18	-----	1	Refer to: Seat Mount & Floor Group
19	-----	1	Refer to: Parking Brake Group
20	-----	1	Refer to: Engine & PTO Group
21	5021405	1	BATTERY CABLE, POS, 22, 1/4-5/16 -(Models w/ Briggs & Stratton Engines)
22	5050927X17	1	WIRE LOOM, 3/8 ID X 17 IN -(Models w/ Briggs & Stratton Engines)
23	5415669	1	WIRE HARNESS, VANGUARD BIG BLOCK,JUMPER -(Models w/ Briggs & Stratton Engines)
24	5025179X4	1	SCREW, #10-24 X 1/2" ROUND PHILLIPS
25	5025271	1	NUT, Hex, Nylon Lock, #10-24
26	5104705	1	ROSEBUD LOOM CLIP -(Not illustrated)(S/N: 4000015531 and above)

Electrical Schematic - Charging Circuit - B&S 61E877 S/N: 2017954955 & Below

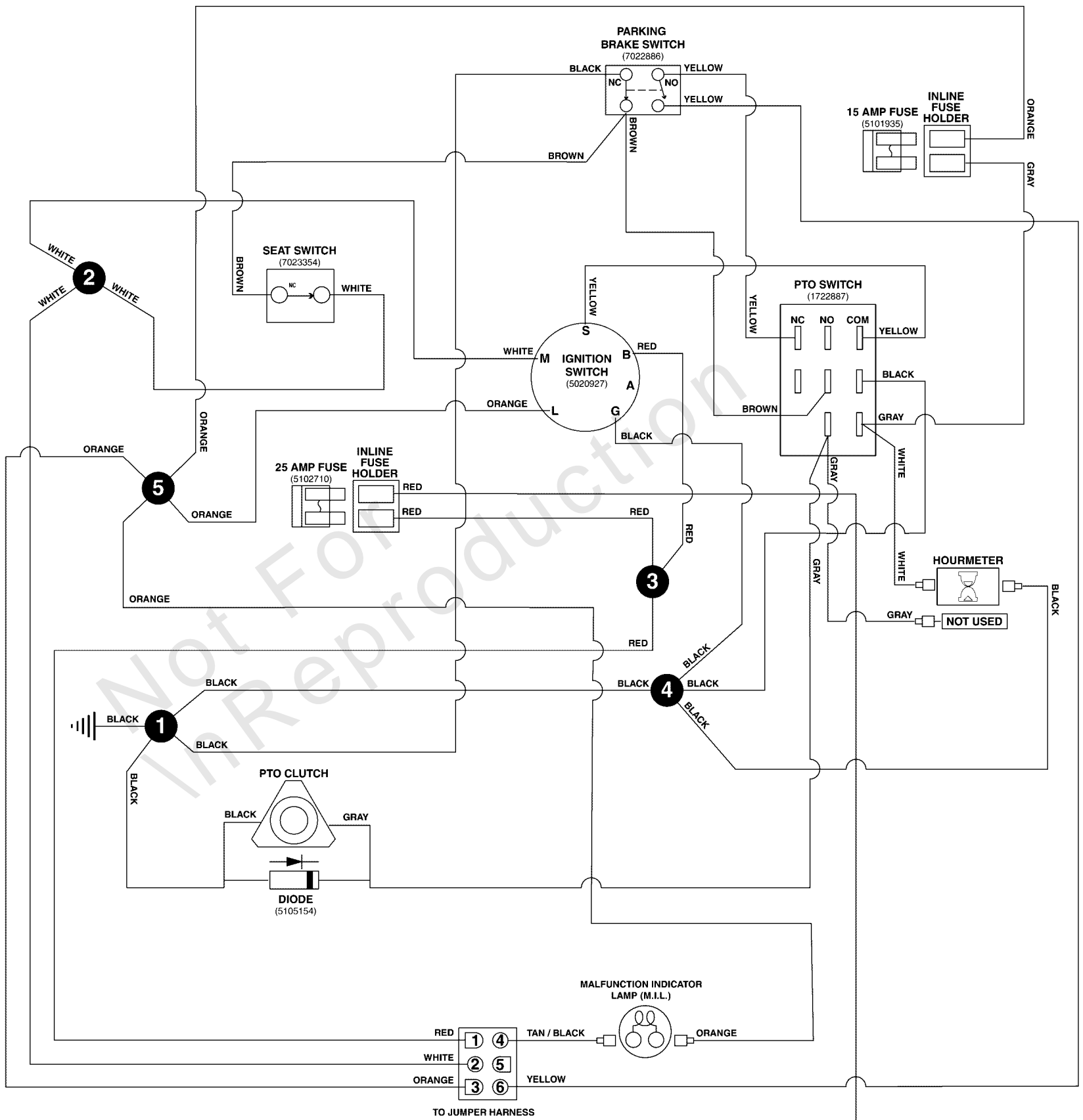
Note: Unless noted otherwise, use the standard torque specifications

Mfg. No: 5901644

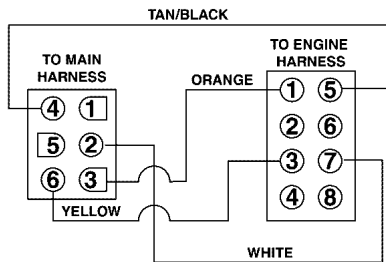
5416015 (541564) MAIN WIRE HARNESS - BRIGGS & STRATTON 61E877 EFI ENGINES

5416015D

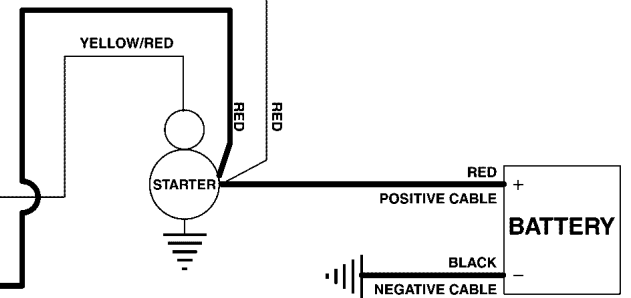
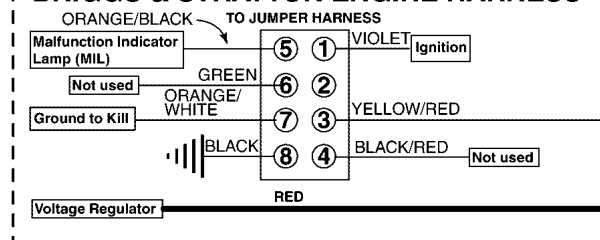
(If internal schematic of the switch is not shown, the image of the switch represents the back view of the connector as it is connected to the switch.)



5415669 / JUMPER HARNESS



BRIGGS & STRATTON ENGINE HARNESS



Electrical Schematic - Charging Circuit - B&S 61E877 S/N: 2017954955 & Below

REF NO	PART NO	QTY	DESCRIPTION
0010	5416015	1	WIRE HARNESS, MAIN, LG, ZTR
0020	5415669	1	WIRE HARNESS, VANGUARD BIG BLOCK,JUMPER

Not For In Reproduction

Electrical Schematic - Charging Circuit - B&S 61E877 S/N: 2017954956 & Above

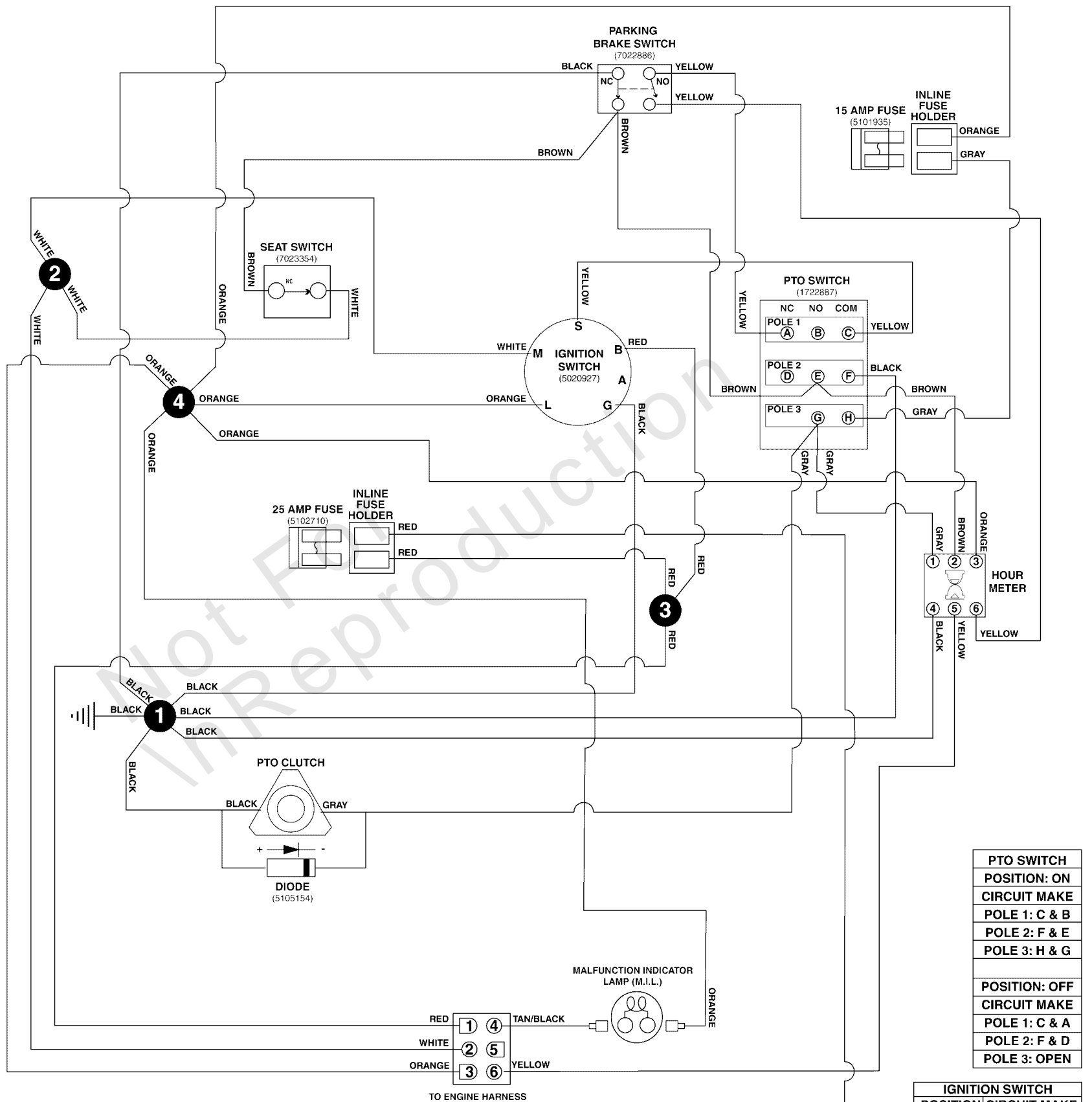
Note: Unless noted otherwise, use the standard torque specifications

Mfg. No: 5901644

5105535 MAIN WIRE HARNESS - BRIGGS & STRATTON 61E877 EFI ENGINES

5105535B

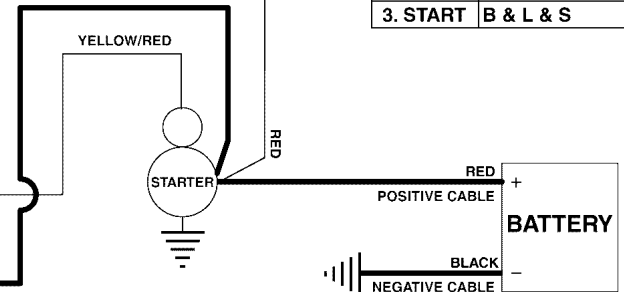
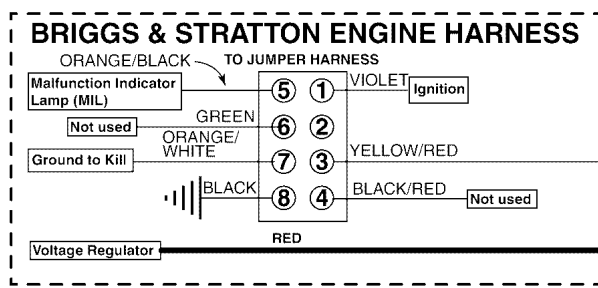
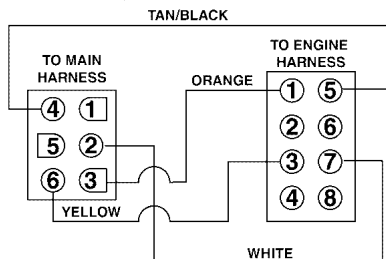
(If internal schematic of the switch is not shown, the image of the switch represents the back view of the connector as it is connected to the switch.)



PTO SWITCH	
POSITION: ON	CIRCUIT MAKE
POLE 1: C & B	
POLE 2: F & E	
POLE 3: H & G	
POSITION: OFF	CIRCUIT MAKE
POLE 1: C & A	
POLE 2: F & D	
POLE 3: OPEN	

IGNITION SWITCH	
POSITION	CIRCUIT MAKE
1. OFF	G & M & A
2. RUN	B & L & A
3. START	B & L & S

5415669 / JUMPER HARNESS



Electrical Schematic - Charging Circuit - B&S 61E877 S/N: 2017954956 & Above

REF NO	PART NO	QTY	DESCRIPTION
5105535	5105535	1	HARNESS, Wiring, Large ZTR
5415669	5415669	1	WIRE HARNESS, VANGUARD BIG BLOCK,JUMPER

Not For In Reproduction

Electrical Schematic - Cranking Circuit - B&S 61E877 S/N: 2017954955 & Below

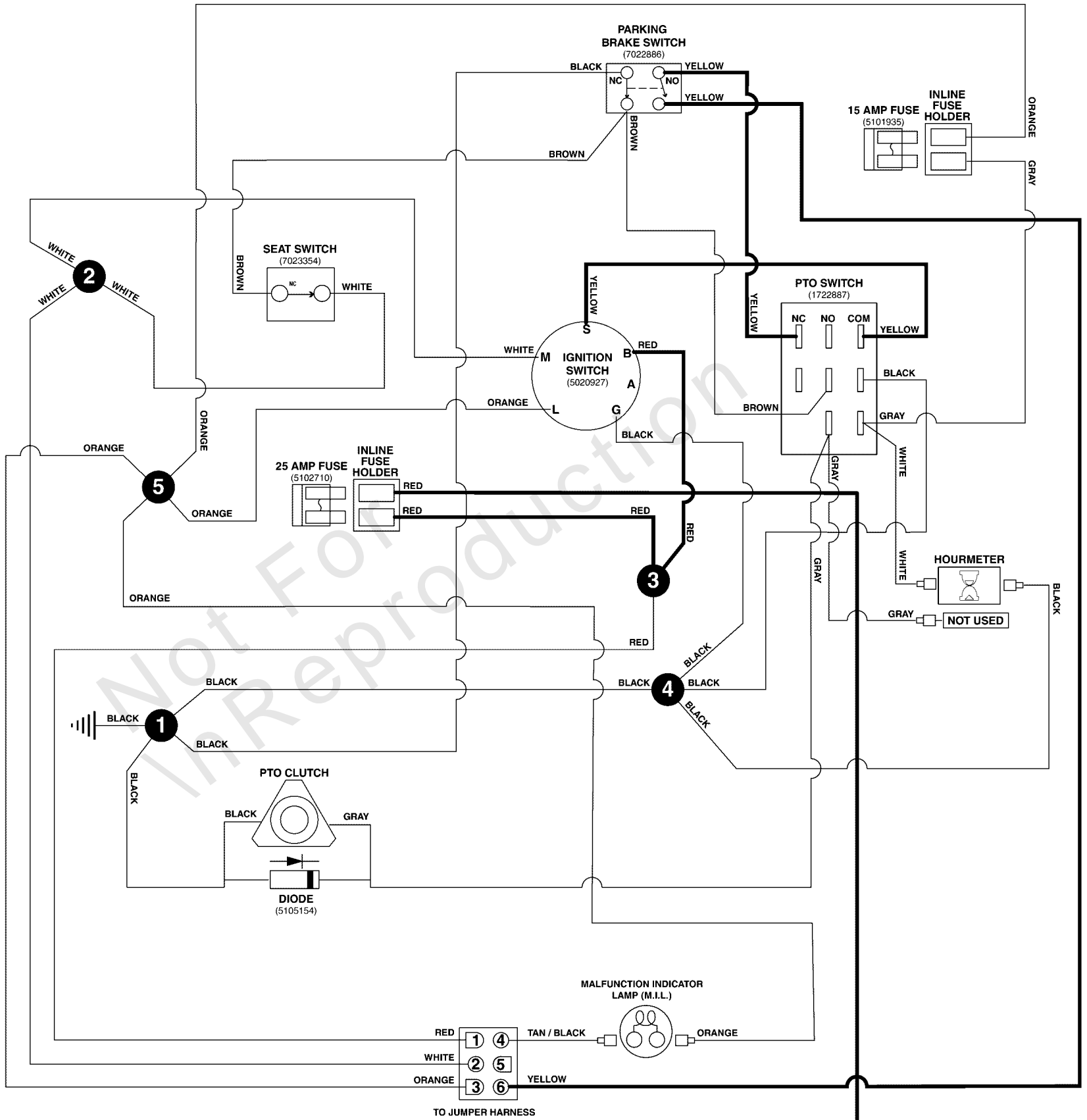
Note: Unless noted otherwise, use the standard torque specifications

Mfg. No: 5901644

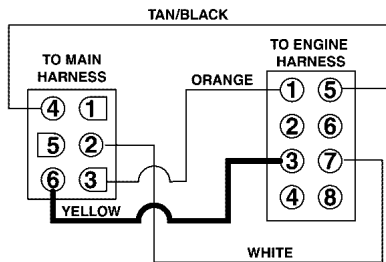
5416015 (541564) MAIN WIRE HARNESS - BRIGGS & STRATTON 61E877 EFI ENGINES

5416015D

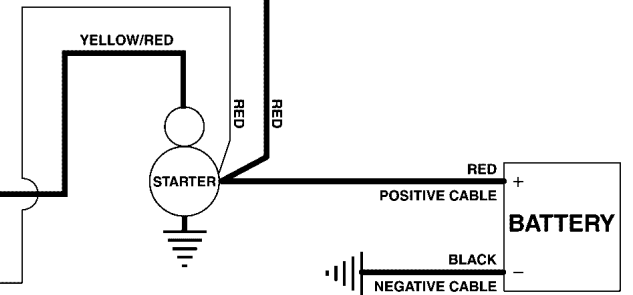
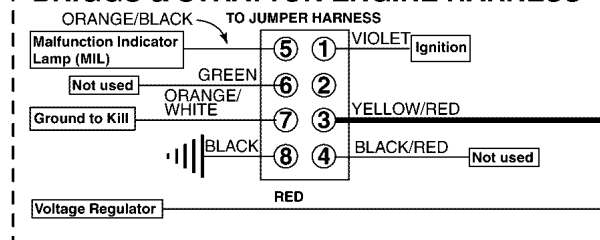
(If internal schematic of the switch is not shown, the image of the switch represents the back view of the connector as it is connected to the switch.)



5415669 / JUMPER HARNESS



BRIGGS & STRATTON ENGINE HARNESS



Electrical Schematic - Cranking Circuit - B&S 61E877 S/N: 2017954955 & Below

REF NO	PART NO	QTY	DESCRIPTION
0010	5416015	1	WIRE HARNESS, MAIN, LG, ZTR
0020	5415669	1	WIRE HARNESS, VANGUARD BIG BLOCK,JUMPER

Not For In Reproduction

Electrical Schematic - Cranking Circuit - B&S 61E877 S/N: 2017954956 & Above

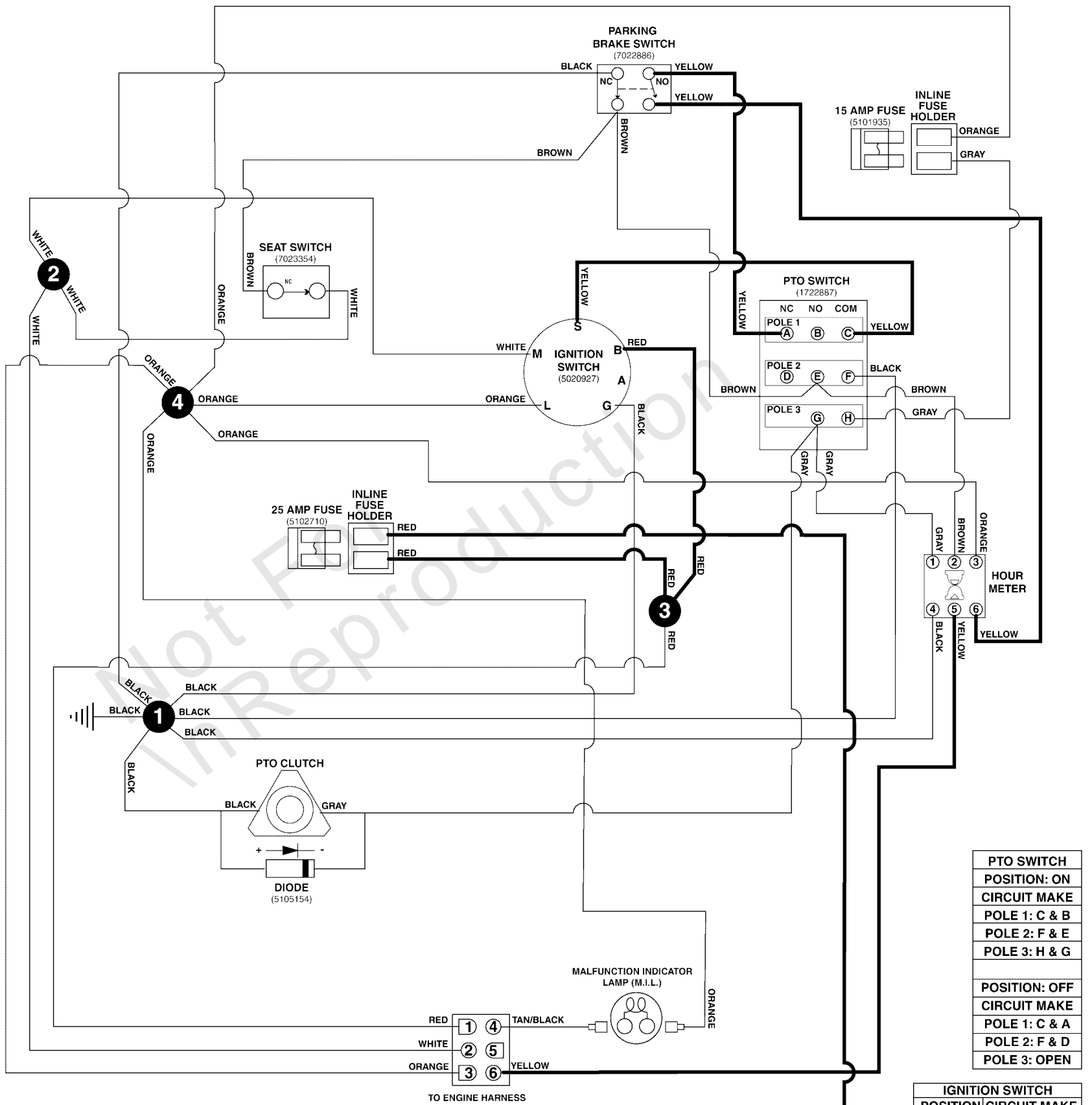
Note: Unless noted otherwise, use the standard torque specifications

Mfg. No: 5901644

5105535 MAIN WIRE HARNESS - BRIGGS & STRATTON 61E877 EFI ENGINES

5105535B

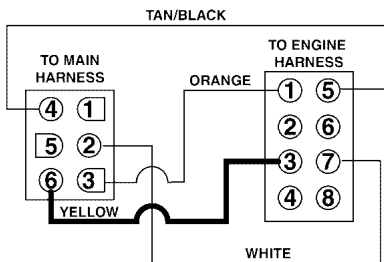
(If internal schematic of the switch is not shown, the image of the switch represents the back view of the connector as it is connected to the switch.)



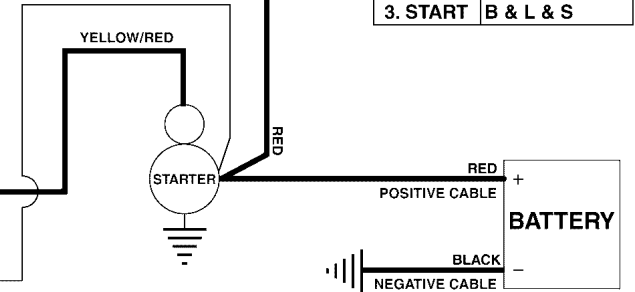
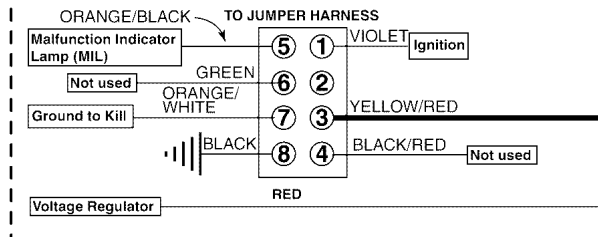
PTO SWITCH	
POSITION: ON	CIRCUIT MAKE
POLE 1: C & B	
POLE 2: F & E	
POLE 3: H & G	
POSITION: OFF	
CIRCUIT MAKE	
POLE 1: C & A	
POLE 2: F & D	
POLE 3: OPEN	

IGNITION SWITCH	
POSITION	CIRCUIT MAKE
1. OFF	G & M & A
2. RUN	B & L & A
3. START	B & L & S

5415669 / JUMPER HARNESS



BRIGGS & STRATTON ENGINE HARNESS



Electrical Schematic - Cranking Circuit - B&S 61E877 S/N: 2017954956 & Above

REF NO	PART NO	QTY	DESCRIPTION
5105535	5105535	1	HARNESS, Wiring, Large ZTR
5415669	5415669	1	WIRE HARNESS, VANGUARD BIG BLOCK,JUMPER

Not For In Reproduction

Electrical Schematic - Ign. Ground Circuit/Op Pres. - B&S 61E877 S/N: 2017954955 &

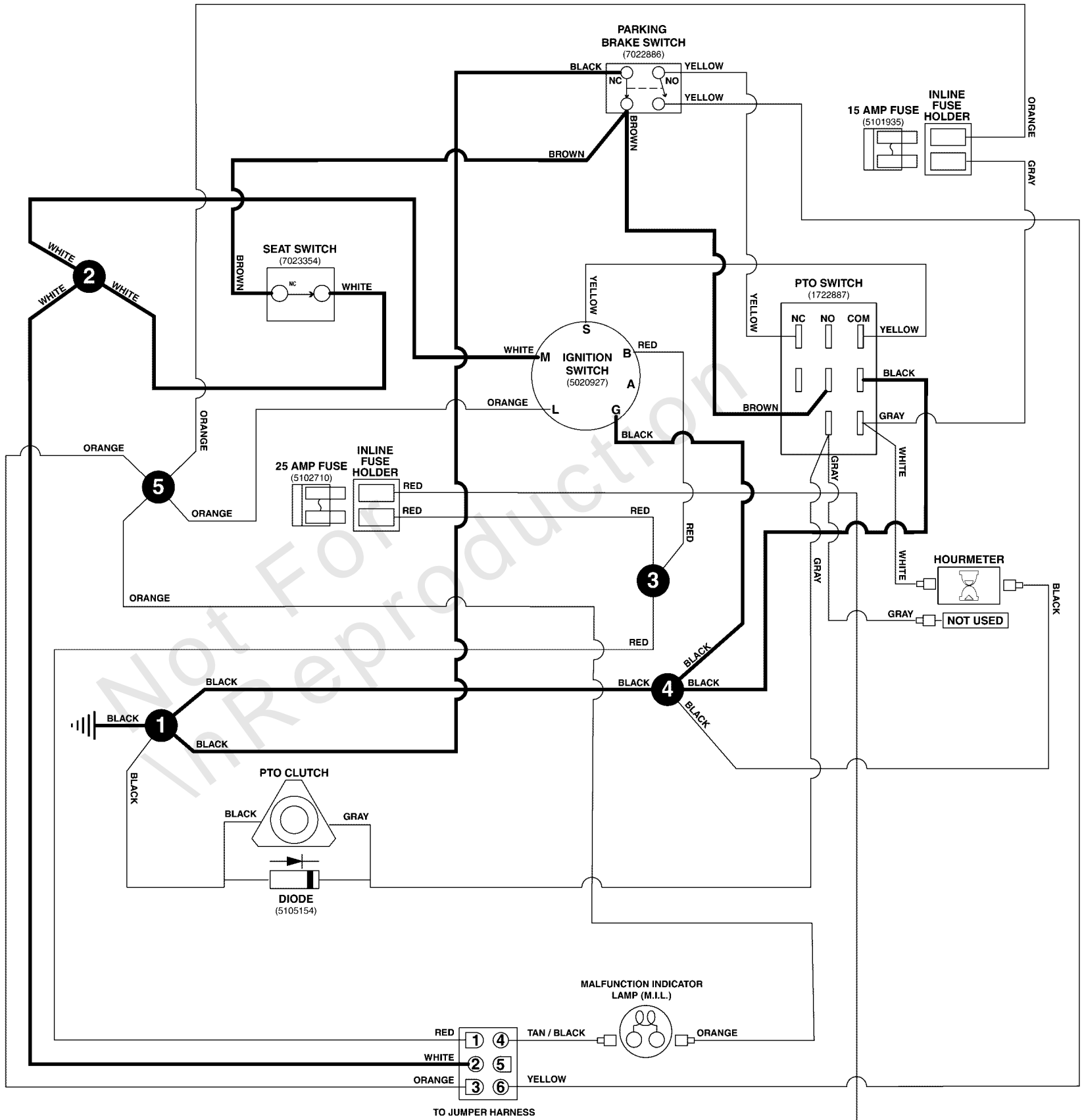
Note: Unless noted otherwise, use the standard torque specifications

Mfg. No: 5901644

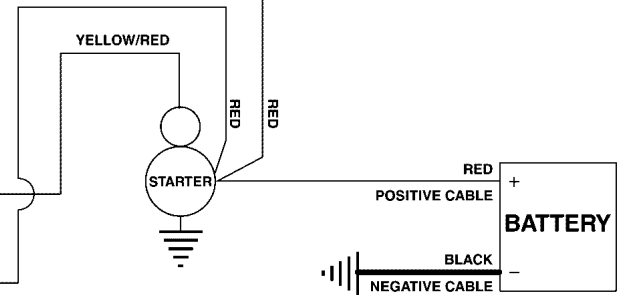
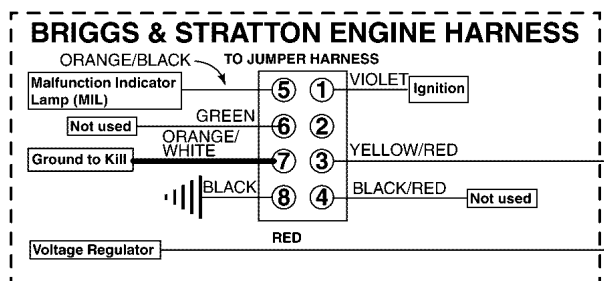
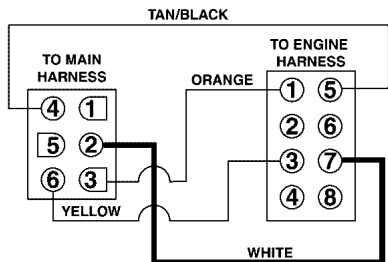
5416015 (541564) MAIN WIRE HARNESS - BRIGGS & STRATTON 61E877 EFI ENGINES

5416015D

(If internal schematic of the switch is not shown, the image of the switch represents the back view of the connector as it is connected to the switch.)



5415669 / JUMPER HARNESS



Electrical Schematic - Ign. Ground Circuit/Op Pres. - B&S 61E877 S/N: 2017954955 &

REF NO	PART NO	QTY	DESCRIPTION
0010	5416015	1	WIRE HARNESS, MAIN, LG, ZTR
0020	5415669	1	WIRE HARNESS, VANGUARD BIG BLOCK,JUMPER

Not For In Reproduction

Electrical Schematic - Ign. Ground Circuit/Op Pres. - B&S 61E877 S/N: 2017954956 &

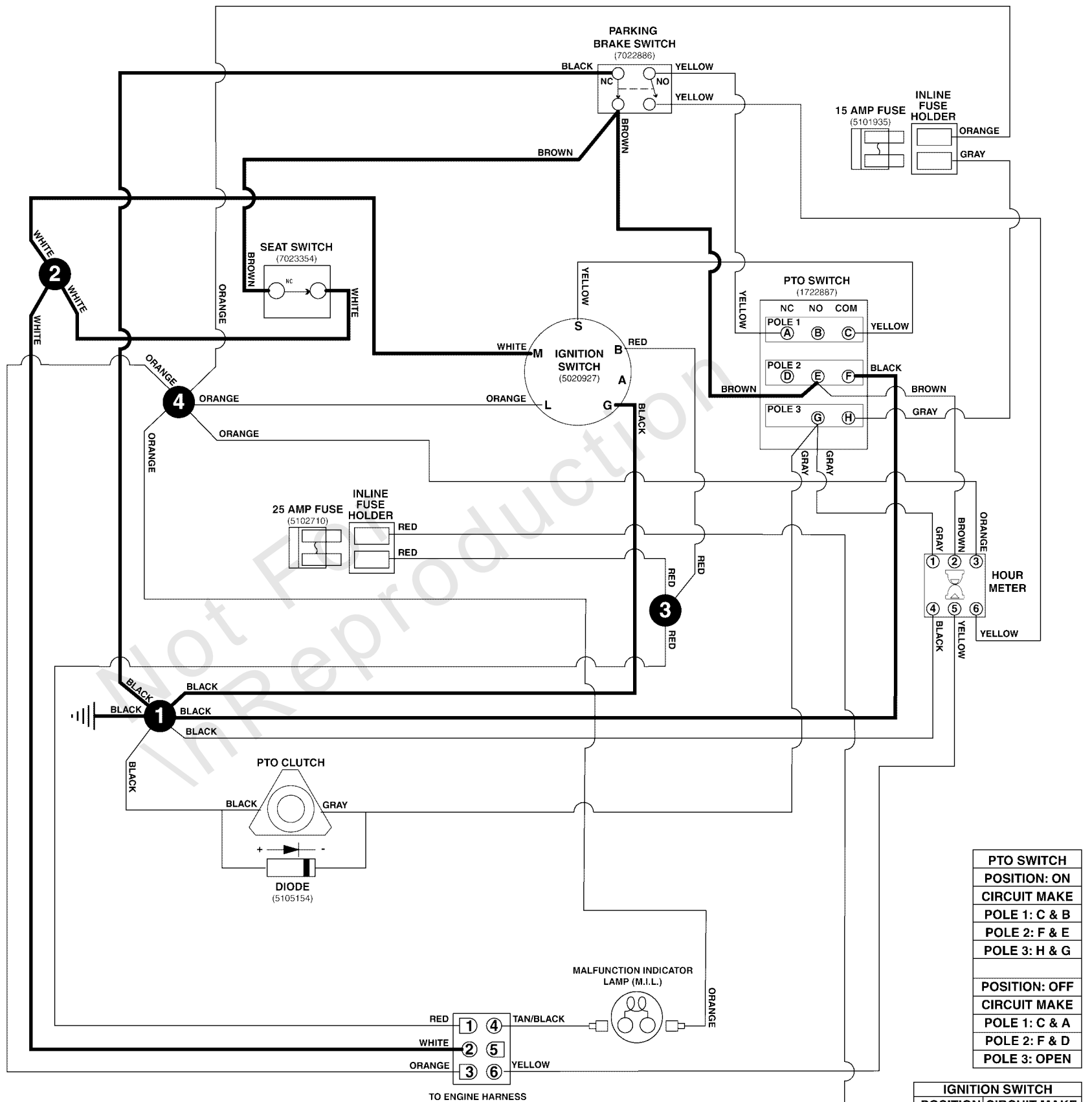
Note: Unless noted otherwise, use the standard torque specifications

Mfg. No: 5901644

5105535 MAIN WIRE HARNESS - BRIGGS & STRATTON 61E877 EFI ENGINES

5105535B

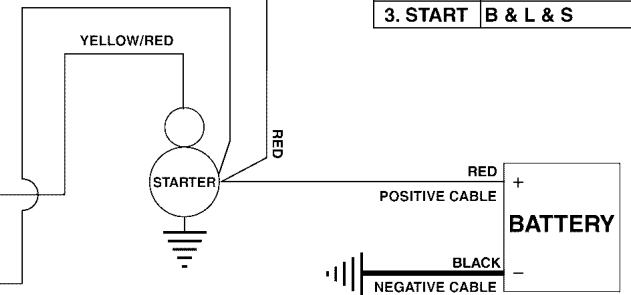
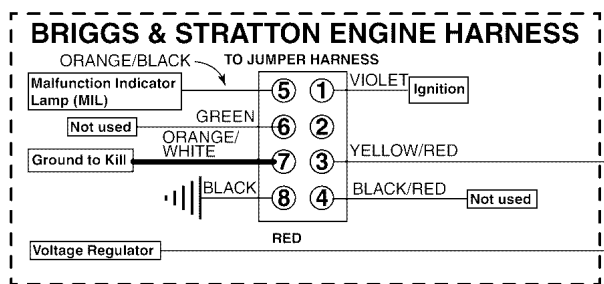
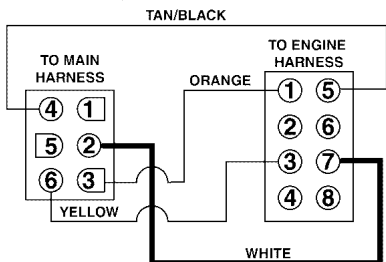
(If internal schematic of the switch is not shown, the image of the switch represents the back view of the connector as it is connected to the switch.)



PTO SWITCH	
POSITION: ON	CIRCUIT MAKE
POLE 1: C & B	
POLE 2: F & E	
POLE 3: H & G	
POSITION: OFF	
CIRCUIT MAKE	
POLE 1: C & A	
POLE 2: F & D	
POLE 3: OPEN	

IGNITION SWITCH	
POSITION	CIRCUIT MAKE
1. OFF	G & M & A
2. RUN	B & L & A
3. START	B & L & S

5415669 / JUMPER HARNESS



Electrical Schematic - Ign. Ground Circuit/Op Pres. - B&S 61E877 S/N: 2017954956 &

REF NO	PART NO	QTY	DESCRIPTION
5105535	5105535	1	HARNESS, Wiring, Large ZTR
5415669	5415669	1	WIRE HARNESS, VANGUARD BIG BLOCK,JUMPER

Not For In Reproduction

Electrical Schematic - PTO Clutch Circuit - B&S 61E877 S/N: 2017954955 & Below

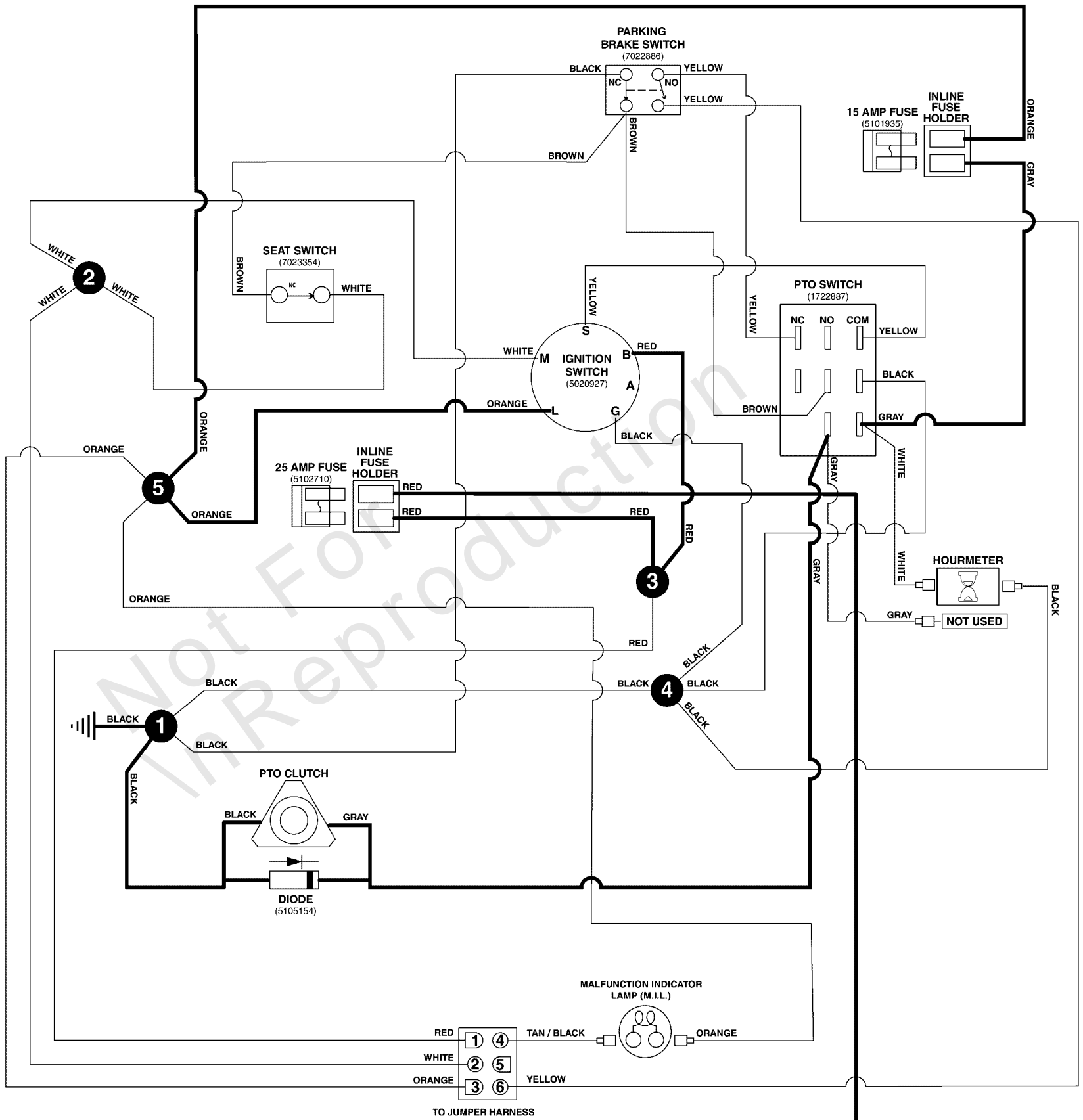
Note: Unless noted otherwise, use the standard torque specifications

Mfg. No: 5901644

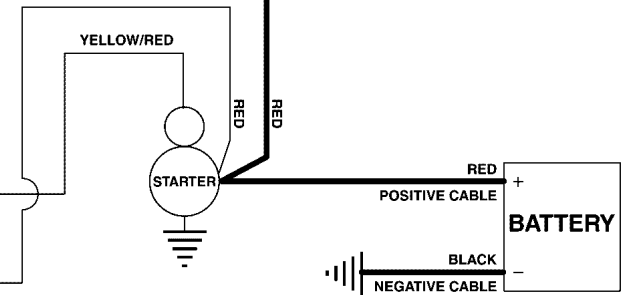
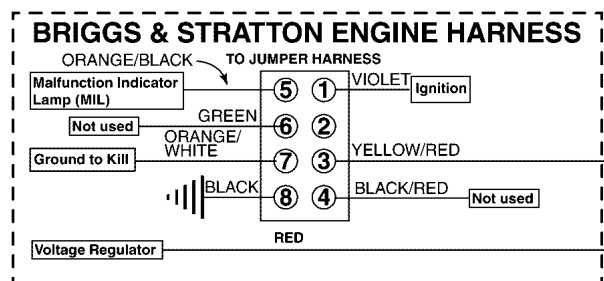
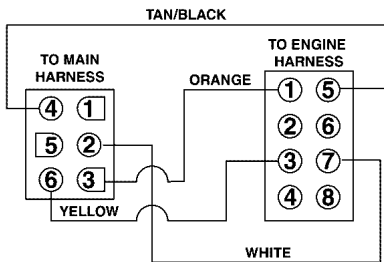
5416015 (541564) MAIN WIRE HARNESS - BRIGGS & STRATTON 61E877 EFI ENGINES

5416015D

(If internal schematic of the switch is not shown, the image of the switch represents the back view of the connector as it is connected to the switch.)



5415669 / JUMPER HARNESS



Electrical Schematic - PTO Clutch Circuit - B&S 61E877 S/N: 2017954955 & Below

REF NO	PART NO	QTY	DESCRIPTION
0010	5416015	1	WIRE HARNESS, MAIN, LG, ZTR
0020	5415669	1	WIRE HARNESS, VANGUARD BIG BLOCK,JUMPER

Not For In Reproduction

Electrical Schematic - PTO Clutch Circuit - B&S 61E877 S/N: 2017954956 & Above

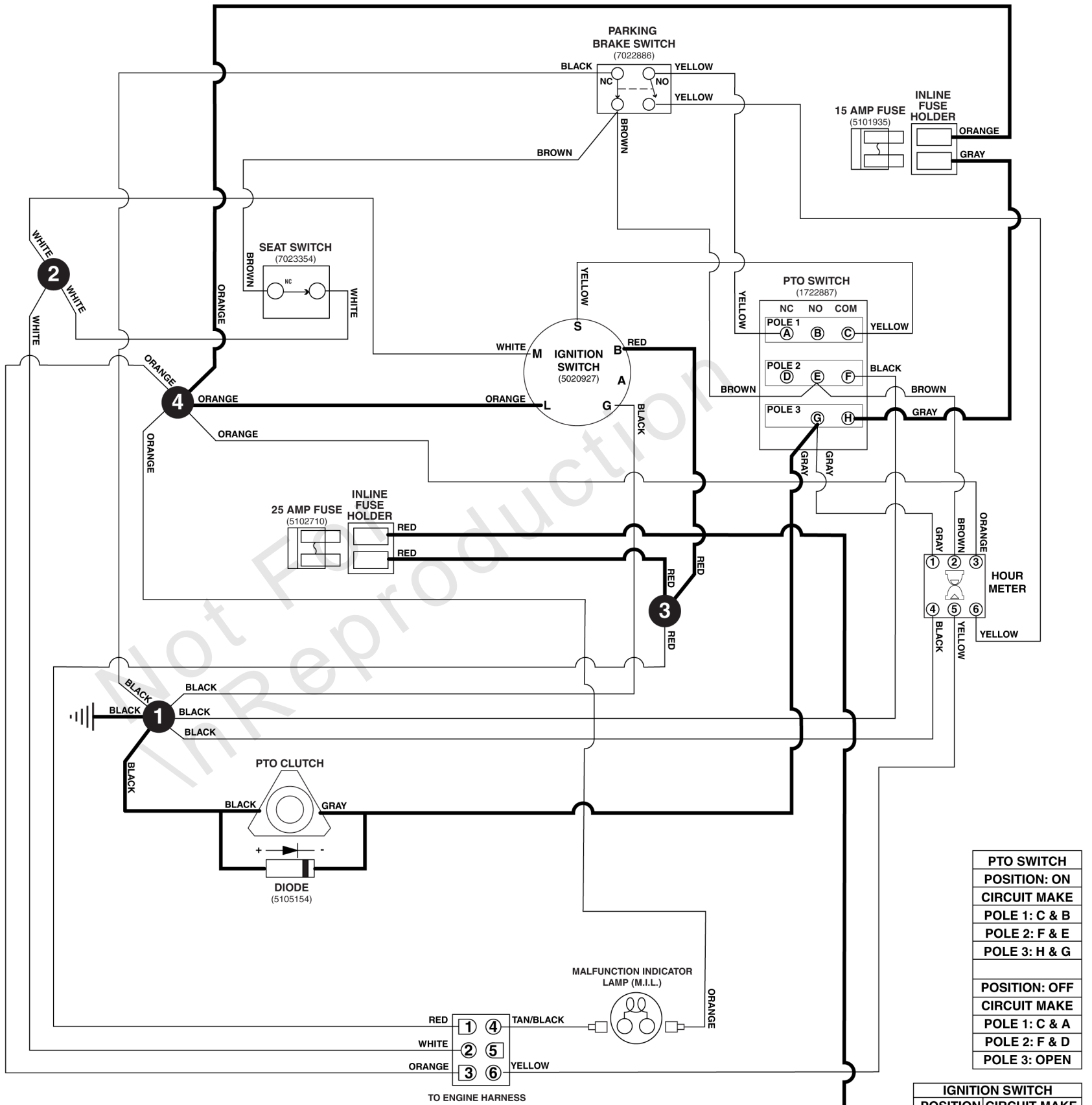
Note: Unless noted otherwise, use the standard torque specifications

Mfg. No: 5901644

5105535 MAIN WIRE HARNESS - BRIGGS & STRATTON 61E877 EFI ENGINES

5105535B

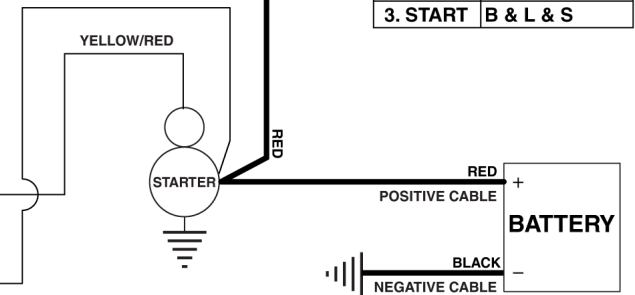
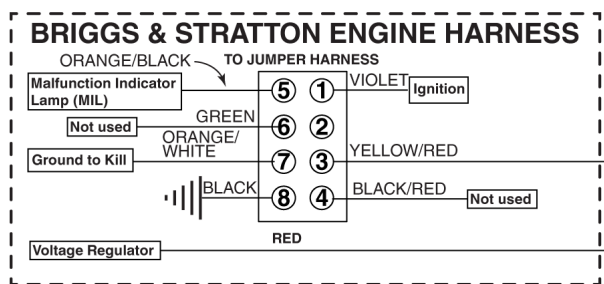
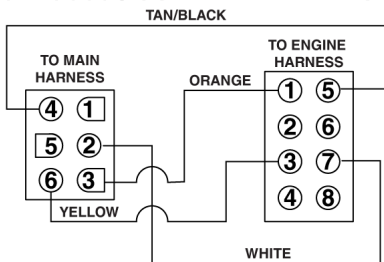
(If internal schematic of the switch is not shown, the image of the switch represents the back view of the connector as it is connected to the switch.)



PTO SWITCH	
POSITION: ON	CIRCUIT MAKE
POLE 1: C & B	
POLE 2: F & E	
POLE 3: H & G	
POSITION: OFF	
CIRCUIT MAKE	
POLE 1: C & A	
POLE 2: F & D	
POLE 3: OPEN	

IGNITION SWITCH	
POSITION	CIRCUIT MAKE
1. OFF	G & M & A
2. RUN	B & L & A
3. START	B & L & S

5415669 / JUMPER HARNESS



Electrical Schematic - PTO Clutch Circuit - B&S 61E877 S/N: 2017954956 & Above

REF NO	PART NO	QTY	DESCRIPTION
5105535	5105535	1	HARNESS, Wiring, Large ZTR
5415669	5415669	1	WIRE HARNESS, VANGUARD BIG BLOCK,JUMPER

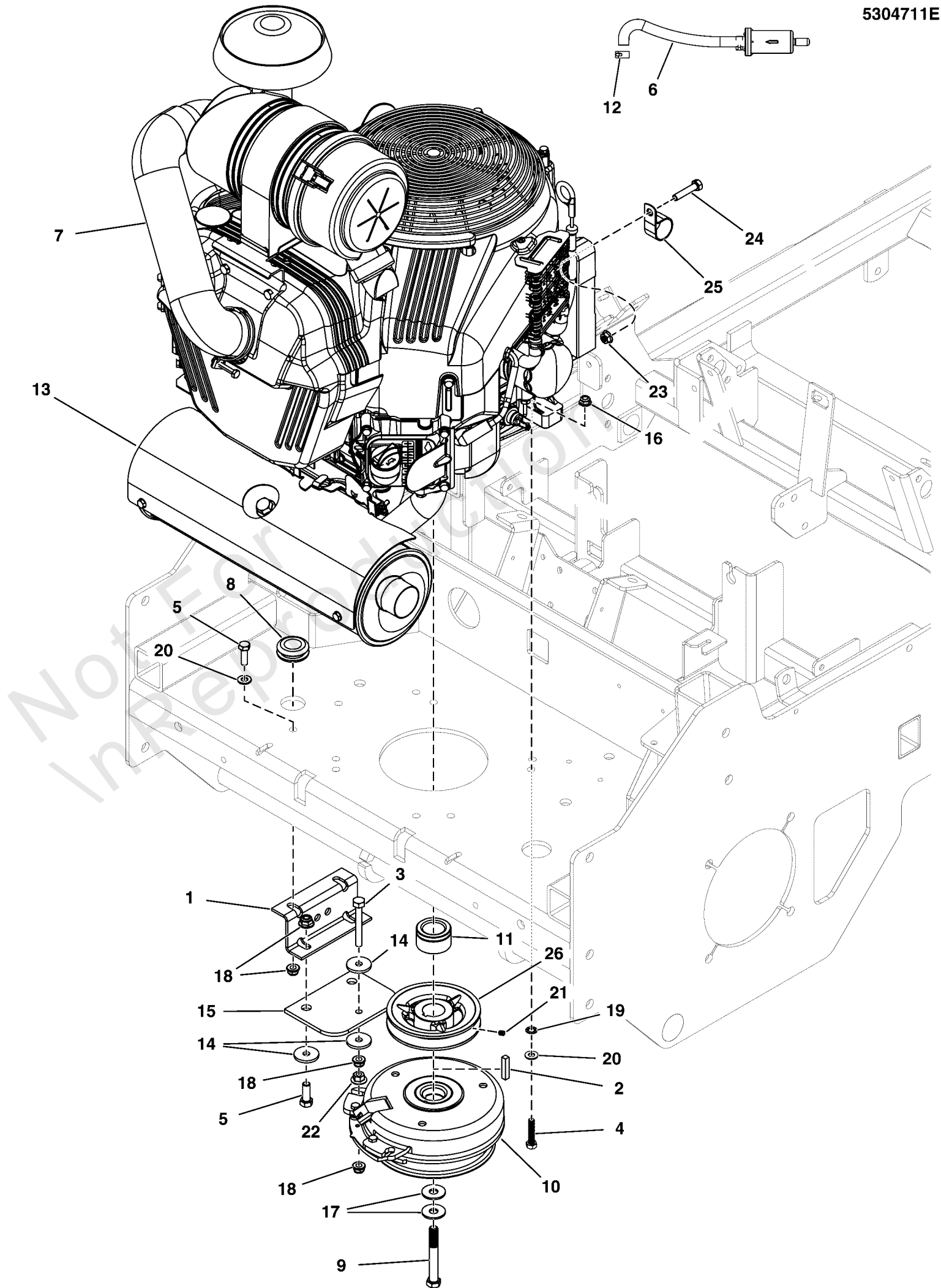
Not For In Reproduction

Engine & PTO Group - Briggs & Stratton 61E877 EFI (Remote Oil Tank)

Note: Unless noted otherwise, use the standard torque specifications

Mfg. No: 5901644

5304711E



Engine & PTO Group - Briggs & Stratton 61E877 EFI (Remote Oil Tank)

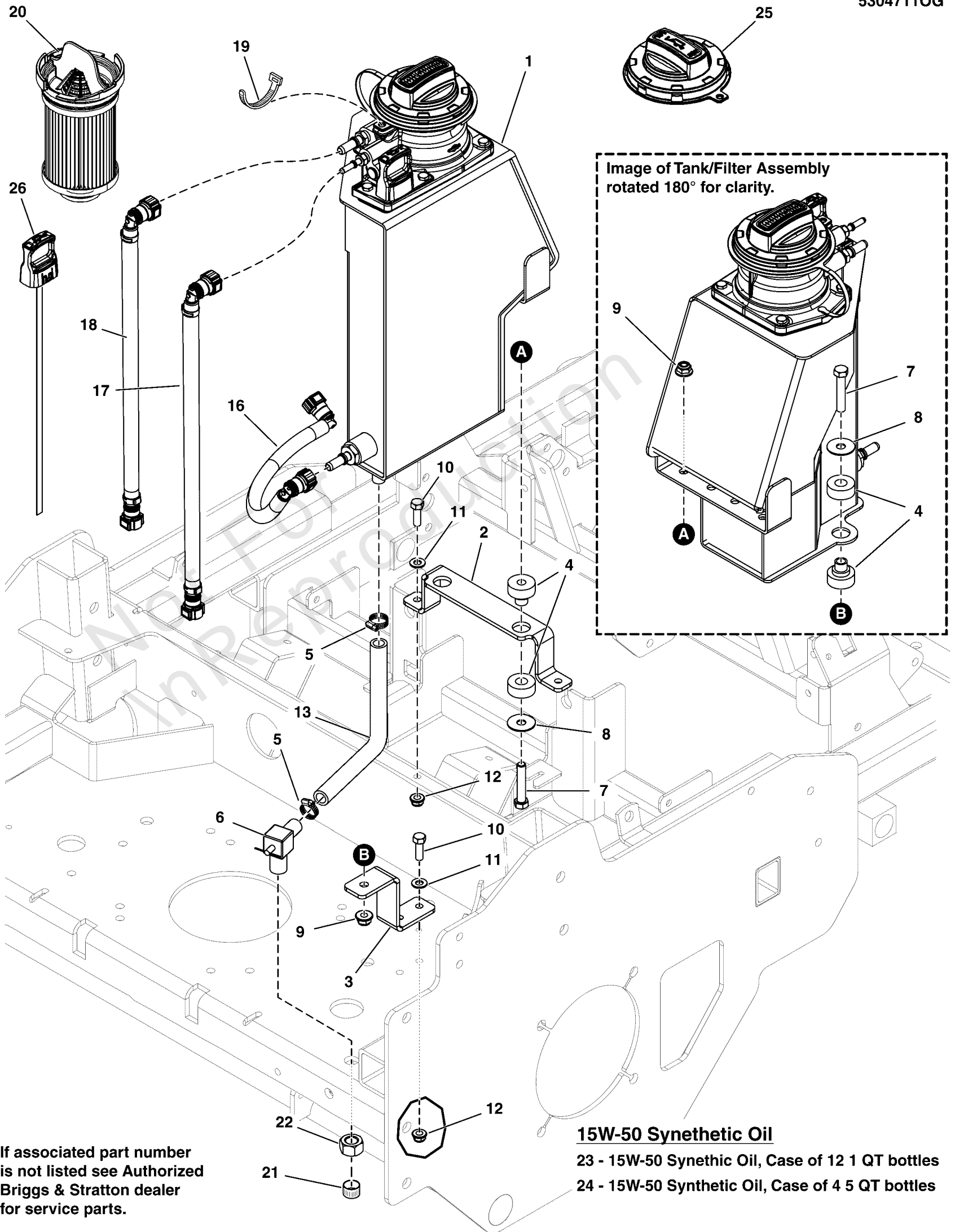
REF NO	PART NO	QTY	DESCRIPTION
1	5414825A	1	ANCHOR, CLUTCH - BLK
2	5050407X10	1	KEY, 1/4 SQ X 1-1/4
3	5025055X20	1	BOLT, 5/16-18 X 2-1/2 GD5 TFL, CZ
4	5025025X14	4	BOLT, 5/16-24 X 1-3/4, GD8, PHOS
5	5025011X8	4	BOLT, 5/16-18 X 1 GD5 CZ
6	846732	1	HOSE/FILTER ASSY -(SV)
7	61E877-0005-J1	1	ENGINE, Briggs & Stratton
8	5103944	1	GROMMET, 7/8"ID, 1/4" THICK STK
9	5103300	1	BOLT, CRANKSHAFT, 7/16-20 X 3-1/4, GD 8 -(Torque crankshaft bolt to 65 ft. lbs. (88 Nm))
10	5105060	1	CLUTCH, WARNER, 250 FT-LB, 1.13" x 6.323
11	5100926	1	SPACER, 1.13 X 1.75 X 1.35, CZ
12	5102046	1	CLAMP, HOSE, EXTERNAL, 9/16
13	-----	1	MUFFLER ASSY (846511) -(See Engine Manufacturer for Replacement Muffler)
14	5044617	4	WASHER, .34 X 1.25 X 10 GA
15	5043636	1	CLUTCH ANCHOR PAD
16	5025616	4	NUT, 5/16-24, TOP LOCK FLANGE, GD8 PHOS
17	5025585	2	BELLEVILLE WASHER 1.1875 X .442 X .089
18	5025392	4	NUT, 5/16-18 HEX NYLOCK FLANGE
19	5025188	4	WASHER, 5/16 INT. TOOTH LOCK
20	5025155	6	WASHER, 5/16" SAE
21	5025531	1	SET SCREW. 5/16-18 X 3/8, KNURL, W/PATCH -(SV)
22	5025139	1	NUT, 5/16-18 HEX SERRATED FLANGE (LARGE)
23	5025127	1	NUT, 5/16-18 HEX SERRATED FLANGE (SMALL)
24	5025011X14	1	BOLT, 5/16-18 X 1-3/4 GD5 CZ
25	5023173	1	CLAMP, VINYL INSULATED, 1.00
26	5021682	1	PULLEY, 4.75 OD X 1-1/8 BORE, BC-48

Engine Remote Oil Tank, Hoses, & Mount Group

Note: Unless noted otherwise, use the standard torque specifications

Mfg. No: 5901644

53047110G



If associated part number is not listed see Authorized Briggs & Stratton dealer for service parts.

Engine Remote Oil Tank, Hoses, & Mount Group

REF NO	PART NO	QTY	DESCRIPTION
1	595945	1	TANK, Oil -(Refer to Note: *)
2	5415314A	1	TANK MOUNT, FRONT, 200-210-320 - RED
3	5415320A	1	TANK MOUNT, LOWER, 200-210-320 - BLK
4	5023131	3	MOUNT, ISO, BOTTOM, RAD 5000Z-DIESEL
5	5021392	2	CLAMP, #6 HOSE, STAINLESS
6	5105177	1	VALVE, OIL DRAIN, M16X1.5 TO 1/2"
7	5025013X16	3	BOLT, 3/8-16 X 2, GD5, CZ
8	5025165	3	WASHER, 3/8" Fender
9	5025394	3	NUT, 3/8 - 16 HEX NYLOCK FLANGE
10	5025011X8	4	BOLT, 5/16-18 X 1" GRD5 YZ
11	5025155	4	WASHER, 5/16" SAE
12	5025392	4	NUT, 5/16-18 HEX NYLOCK FLANGE NUT
13	5105491	1	HOSE, Formed, Oil Guard
16	847347	1	HOSE, Oil Supply -(Refer to Note: *)
17	847348	1	HOSE, Oil Scavenge -(Refer to Note: *)
18	847351	1	HOSE, Oil Vent -(Refer to Note: *)
19	-----	1	TIE, Cable, Yellow 7.6"
20	595930	1	FILTER, Oil
21	5105317	1	OIL DRAIN CAP, OIL GUARD, DAPCO 4692
22	5105318	1	NUT, HEX, M16-1.5, DAPCO 4071
23	5105281	1	OIL, 15W-50, SYNTHETIC, CASE X 12- 1QT
24	5105282	1	OIL, 15W-50, SYNTHETIC, CASE X 4- 5QT
25	595931	1	CAP, Oil Fill
26	595934	1	DIPSTICK

Footnotes:

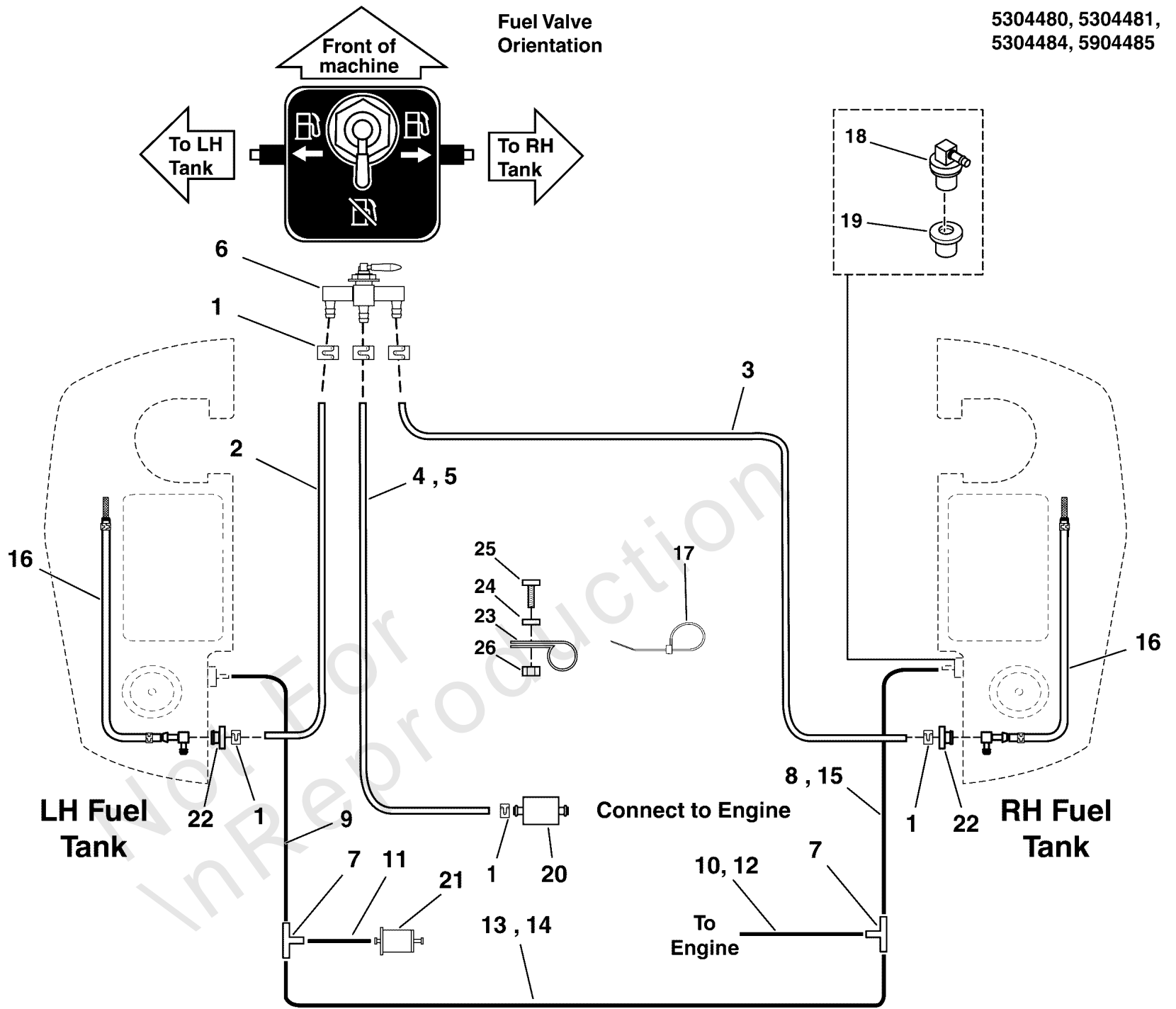
Note: *Order Oil Guard replacement parts from your Authorized Briggs & Stratton Engine Service Provider

Fuel Supply Hose, Tank Replacement Parts, and EVAP Group

Note: Unless noted otherwise, use the standard torque specifications

Mfg. No: 5901644

5304480, 5304481,
5304484, 5904485



Fuel Supply Hose, Tank Replacement Parts, and EVAP Group

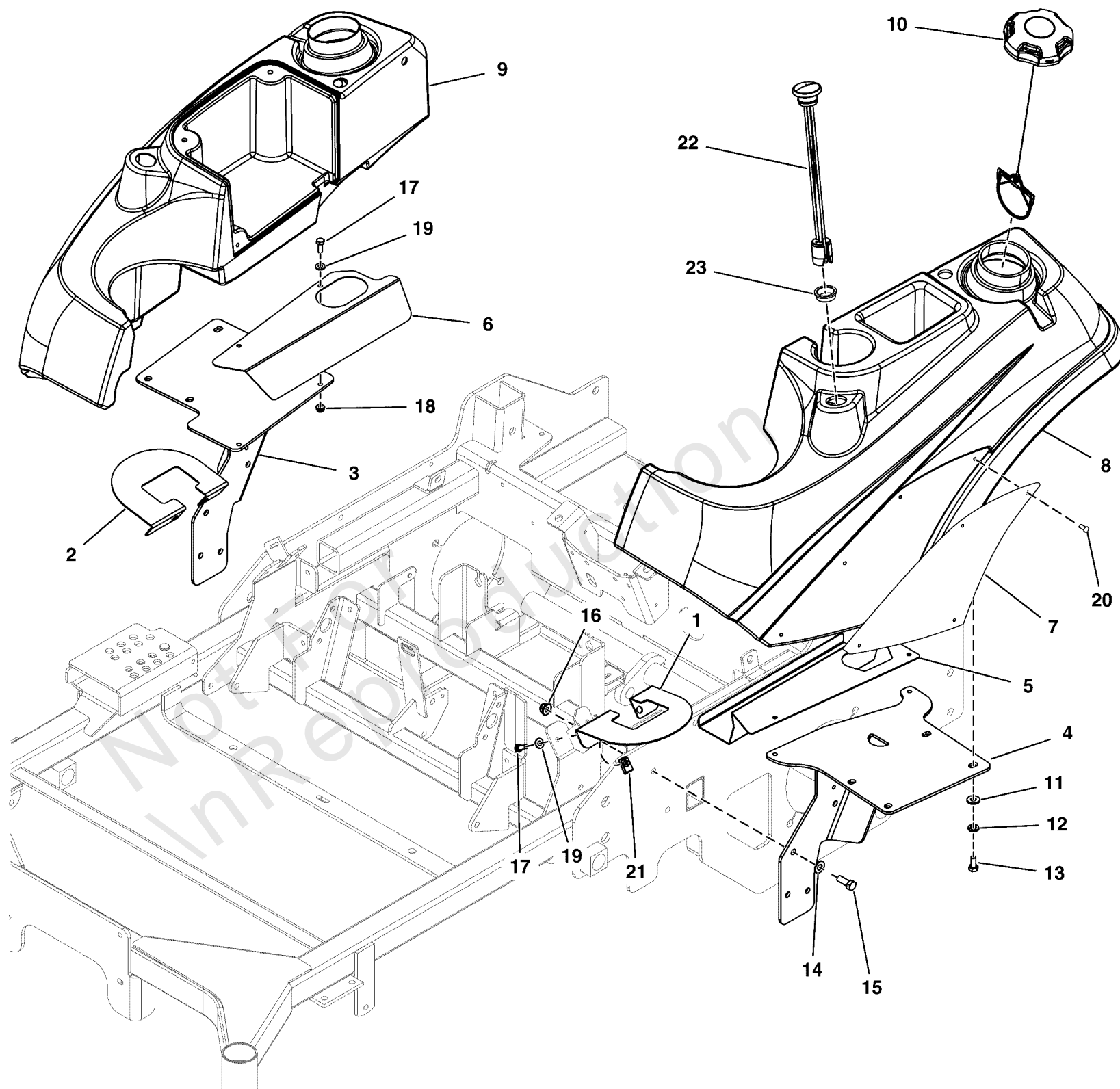
REF NO	PART NO	QTY	DESCRIPTION
1	93807	6	CLAMP, HOSE, EXTERNAL, 1/2 - RED
2	5050831X14P5	1	HOSE, 1/4" FUEL, 14.50"
3	5050831X49	1	HOSE, 1/4" FUEL, 49.00"
4	5050831X22	1	HOSE, 1/4" FUEL, 22.00" -(Kawasaki Engines)
5	5050831X11	1	HOSE, 1/4" FUEL, 11.00" -(Briggs & Stratton EFI Engines)
6	5023358	1	VALVE, FUEL SHUT-OFF, 11772
7	5103062	2	FITTING, 3/16" TEE, BARB TYPE, HDPE
8	7700552X41	1	HOSE, VAPOR, 5MM ID, 41.00 LG -(Kawasaki Engines)
9	7700552X26	1	HOSE, VAPOR, 5MM ID, 26.00 LG
10	7700552X31P5	1	HOSE, VAPOR, 5MM ID, 31.50 LG -(Kawasaki Engines)
11	7700552X2	1	HOSE, VAPOR, 5MM ID, 2.00 LG
12	7700552X11	1	HOSE, VAPOR, 5MM ID, 11.00 LG -(Briggs & Stratton EFI Engines)
13	7700552X2	1	HOSE, VAPOR, 5MM ID, 2.00 LG -(Kawasaki Engines)
14	7700552X13P5	1	HOSE, VAPOR, 5MM ID, 13.50 LG -(Briggs & Stratton EFI Engines)
15	7700552X28	1	HOSE, VAPOR, 5MM ID, 28.00 LG -(Briggs & Stratton EFI Engines)
16	5101144	2	HOSE ASSEMBLY (SV)
17	5021030	5	TIE, SELF-LOCKING, 6" -(Qty: 2 - Briggs & Stratton EFI Engines)
18	770046	2	REMOTE VENT ASSEMBLY
19	209043	2	GROMMET (SV)
20	5021178X3	1	FUEL FILTER (SV)
21	80025019	1	FILTER, FUEL
22	1726400	2	BUSHING-FUEL TANK RED RUBBER (SV)
23	5021500	1	CLAMP, VINYL INSULATED, 1.00
24	5025154	1	WASHER, 1/4 SAE
25	5025010X6	1	BOLT, 1/4-20 X 3/4 GD5 CZ
26	5025126	1	NUT, 1/4-20 HEX SERR. FLANGE

Fuel Tank & Mount Group

Note: Unless noted otherwise, use the standard torque specifications

Mfg. No: 5901644

5304420



Fuel Tank & Mount Group

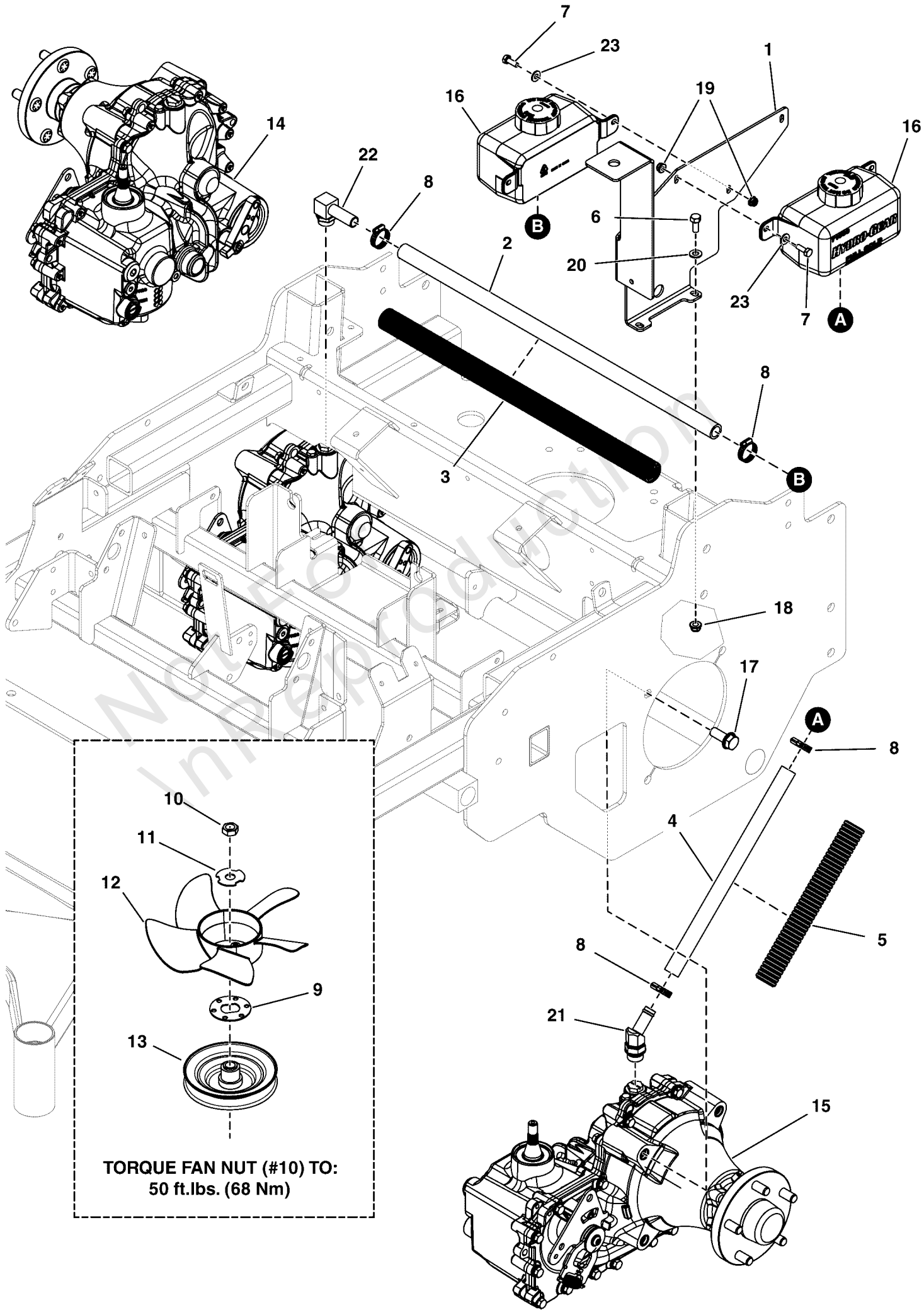
REF NO	PART NO	QTY	DESCRIPTION
1	5414811A	1	PLATE,MOTION CONTROL GUARD,F320Z LH -BLK
2	5414810A	1	PLATE,MOTION CONTROL GUARD,F320Z RH -BLK
3	5414902A	1	WELD, FUEL MOUNT, RH - BLK
4	5414901A	1	WELD, FUEL MOUNT, LH - BLK
5	5414809A	1	GUARD, FUEL MOUNT, F320Z, LH - BLK -(S/N: 4000015530 and below)
5	5418717A	1	GUARD, FUEL MOUNT, LH - BLK -(S/N: 4000015531 and above)
6	5414808A	1	GUARD, FUEL MOUNT, F320Z. RH - BLK -(S/N: 4000015530 and below)
6	5418718A	1	GUARD, FUEL MOUNT, RH - BLK -(S/N: 4000015531 and above)
7	5401095B	2	BADGE, IS2000 - IS3000 - RED
8	5103178	1	TANK, FUEL, 5.75 GAL,MED, Z-LH, LOW PERM
9	5103177	1	TANK, FUEL, 5.25 GAL,MED, Z-RH, LOW PERM
10	5103005	2	FUEL CAP, 3-1/2", MANAGED VENT OUT, 12"
11	5025292	8	WASHER, 5/16 F436 FLAT
12	5025170	8	WASHER, 5/16 LOCK CZ
13	5025011X6	8	BOLT, 5/16-18 X 3/4 GD5
14	5025156	6	WASHER, 3/8 SAE
15	5025013X8	6	BOLT, 3/8-16 X 1" GD5 CZ
16	5025394	6	NUT, 3/8-16 HEX NYLOCK FLANGE
17	5025010X6	8	BOLT, 1/4-20 X 3/4 GD5 CZ
18	5025391	4	NUT, 1/4-20 HEX NYLOCK FLANGE
19	5025154	8	WASHER, 1/4 SAE
20	5025386	8	SCREW, #10-24 X 3/8 ALLEN BHBZ
21	5022665	4	BODY CLIP, 1/4-20 X 1/2 DEEP
22	5022917	2	GAUGE, FUEL, 12 -(SV)
23	5022917X1	2	GROMMET, FUEL GAUGE -(SV)

Hydraulic Group - Models w/ Single Tank Mount

Note: Unless noted otherwise, use the standard torque specifications

Mfg. No: 5901644

5304807



Hydraulic Group - Models w/ Single Tank Mount

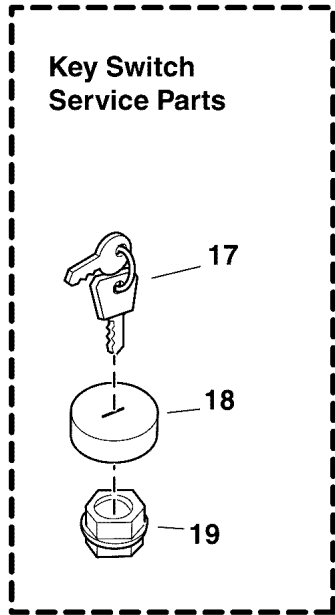
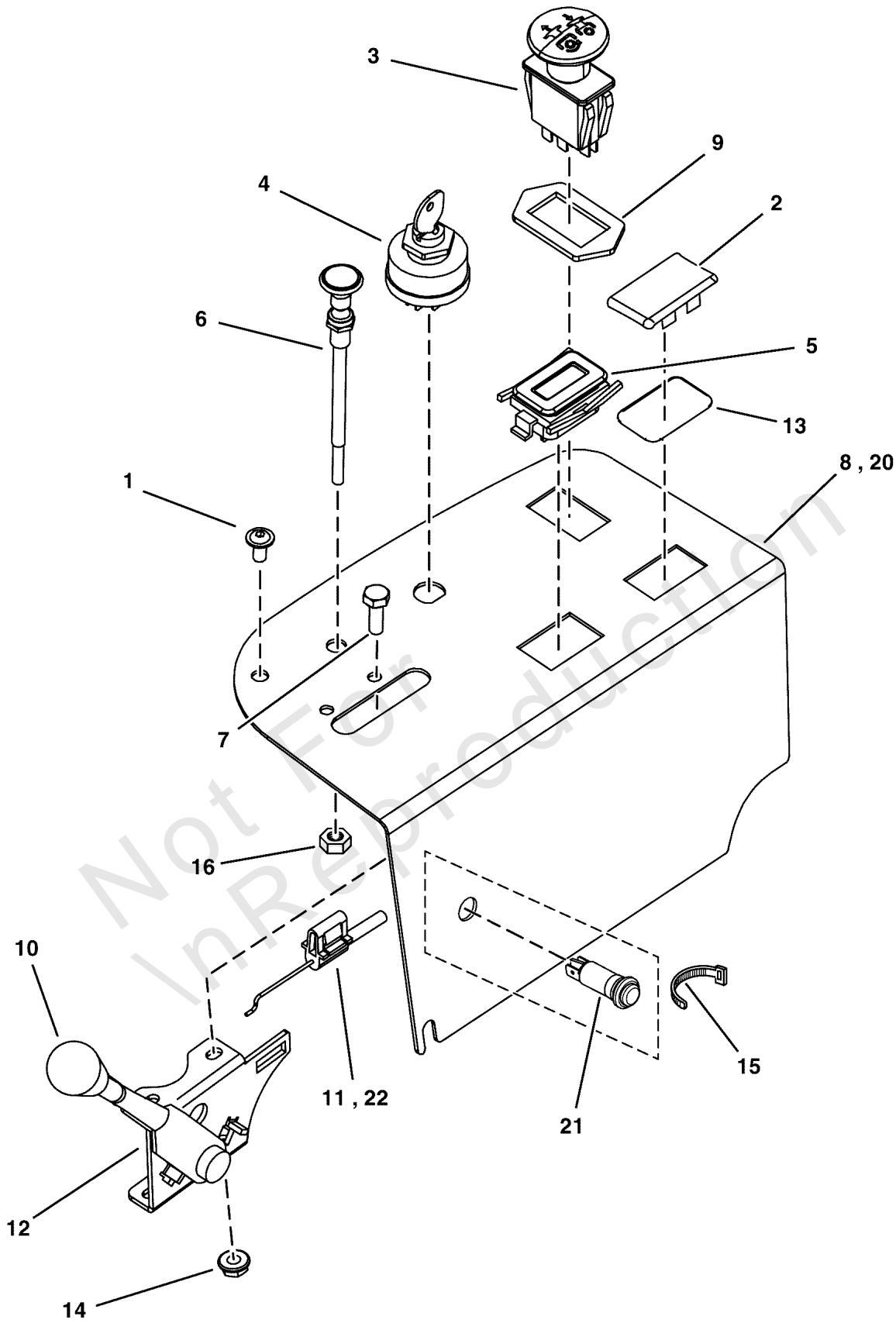
REF NO	PART NO	QTY	DESCRIPTION
1	5416008A	1	PLATE, HYDRO MOUNT - OG, S200XT - BLK
2	5050933X28	1	HOSE, 5/8, PUSH-LOCK, 28.00
3	5100384X23	1	LOOM, CONVOLUTED SPLIT, 1 ID - 23 LONG
4	5050933X13	1	HOSE, 5/8 PUSH-LOCK, 13.00"
5	5100384X10	1	LOOM, CONVOLUTED SPLIT, 1 ID - 10 LONG
6	5025011X6	4	BOLT, 5/16-18 X 3/4 GD5
7	5025010X6	4	BOLT, 1/4"-20 X 3/4" GD5 YZ
8	5021164	4	CLAMP, #10 HOSE, STAINLESS
9	5102917	2	SPACER, ANTI-ROTATE, ZT5400
10	5102916	2	NUT, ZT5400
11	5102914	2	WASHER, ZT5400, SLOTTED
12	5102874	2	FAN, ZT5400
13	5102872	2	PULLEY, ZT5400 (53177)
14	5103963	1	TRANSAXLE, ZT5400, RH, LONG AXLE (1015-1057R)
15	5103964	1	TRANSAXLE, ZT5400, LH, LONG AXLE (1015-1057L)
16	5101998	2	HYDRO TANK, HYDRO-GEAR 71938, 1 LITER
17	5025535	8	BOLT,HEX FLG,SER,GD8 1/2-13X1-1/4W/PATCH
18	5025392	4	NUT, 5/16-18 HEX NYLOCK FLANGE NUT
19	5025391	6	NUT, 1/4-20 Hex Nylock Flange
20	5025155	4	WASHER, 5/16" SAE
21	5103923	1	FITTING, 45, 5/8 TUBE TO 7/8-14 O-RING
22	5105038	1	FITTING, EBLOW, 7/8-14 O-RING-5/8" TUBE
23	5025154	4	WASHER, 1/4 SAE

Instrument Control Panel Group

Note: Unless noted otherwise, use the standard torque specifications

Mfg. No: 5901644

5304486
5304349



Instrument Control Panel Group

REF NO	PART NO	QTY	DESCRIPTION
1	5025299X4	3	SCREW, ALLEN HEAD 1/4-20X.500 ZINC PHOS
2	1709188	1	PLUG, .820X1.44 HOLE, BLACK PLASTIC
3	5022180	1	SWITCH, BLADE ENGAGEMENT
4	5020927	1	SWITCH, IGNITION, 6 POST
5	-----	1	HOUR METER, ASSEMBLE -(* See Footnote)
6	5047779	1	CABLE, CHOKE CONTROL, 51" (Z) -(Carbureted Models Only)
7	5025179X6	2	SCREW, #10-24 X 3/4" ROUND PHILLIPS
8	5411933A	1	PANEL, Control - Black -(Kawasaki Carbureted Models Only)
9	5022222	1	RING, SWITCH RETAINER
10	5046360X1	1	THROTTLE CONTROL HANDLE/KNOB
11	5101073	1	CABLE, Throttle Control, 42" -(Briggs & Stratton EFI Models Only)
12	5101537	1	LEVER, THROTTLE CONTROL
13	5022269	1	O-RING, 7/8" ID X 1/16" W
14	5025271	2	NUT, Hex, Nylon Lock, #10-24
15	5021029	1	TIE, SELF-LOCKING, 12"
16	5025035	1	NUT, 3/8-24 HEX (SV)
17	5022789	1	KEY, IGNITION MOLDED SET
18	5022790	1	COVER, PLASTIC, SNAP ON
19	5022791	1	PLASTIC NUT
20	5412044A	1	PANEL, CONTROL, IS2100/3200 - BLK -(Briggs & Stratton EFI Models Only)
21	5103809	1	LIGHT, INDICATOR, PANEL, LED, RED -(Briggs & Stratton EFI Models Only)
22	5101072	1	CABLE, THROTTLE, 52" -(Kawasaki Carbureted Models Only)

Footnotes:

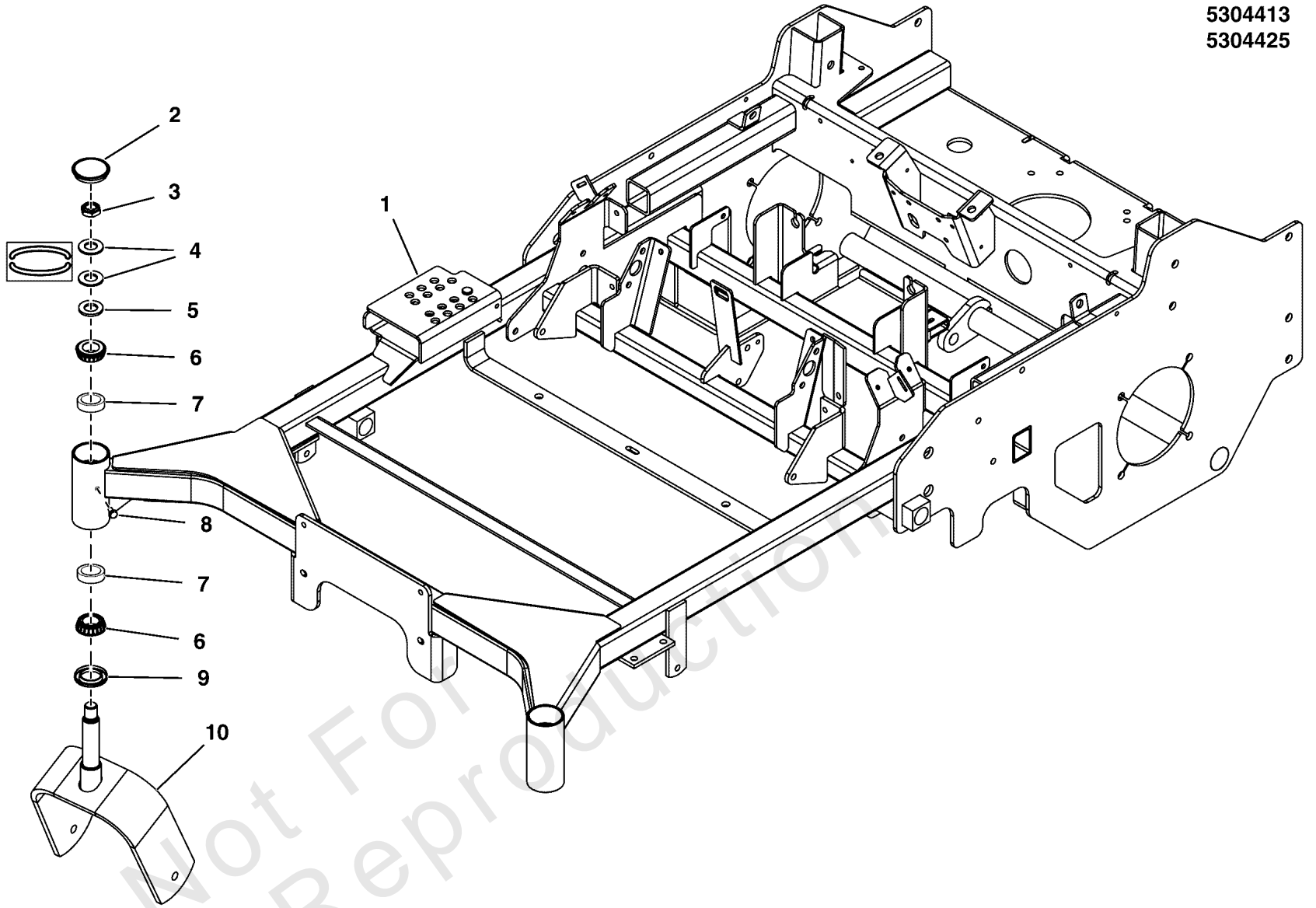
* When replacing this hour meter, please call our service department at 1-800-933-6175 ext. 709

Main Frame & Caster Group

Note: Unless noted otherwise, use the standard torque specifications

Mfg. No: 5901644

5304413
5304425



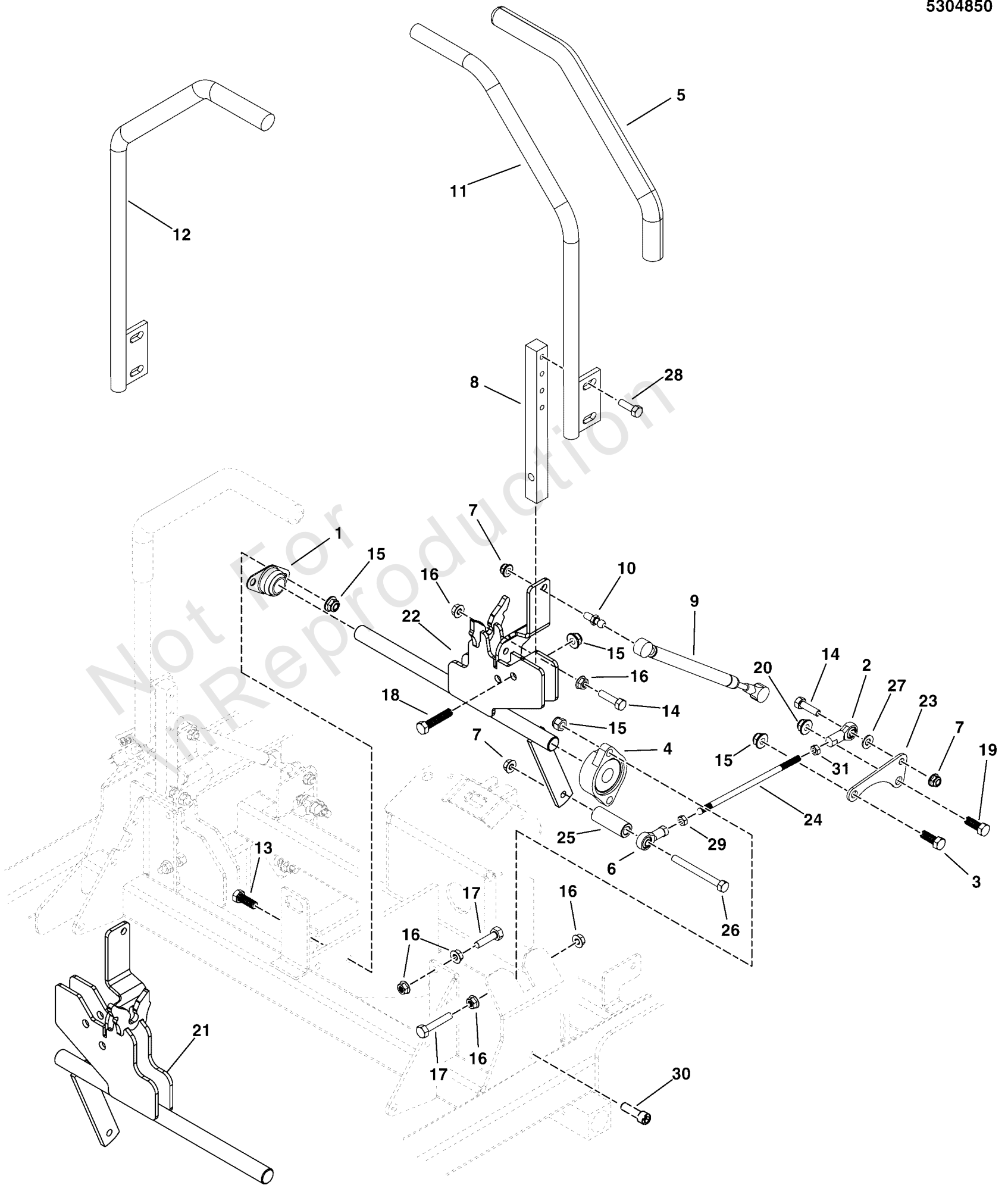
Main Frame & Caster Group

REF NO	PART NO	QTY	DESCRIPTION
1	-----	1	WELD, MAIN FRAME, F320Z - RED -(Refer to Note: *)
2	5102929	2	CAP, LOW PROFILE, STEEL
3	5025448	2	NUT, 3/4-16, HEX JAM NYLON LOCK
4	5025449	4	WASHER, BELLEVILLE - 1.500 X .755
5	5025160	2	WASHER, 3/4" SAE
6	5020884	4	BEARING, TAPERED ROLLER, 1"
7	5020883	4	CUP, BEARING (SV) -(SV)
8	5025457	2	BOLT, 1/4-28 X 1/2, GD5 YZ
9	5021072	2	SEAL, Grease
10	5411934B	2	WELD, CASTER YOKE - RED

Not For
In Reproduction

Footnotes:

Note: * If frame is damaged, call 1-800-933-6175 ext. 709.



Motion Control Group

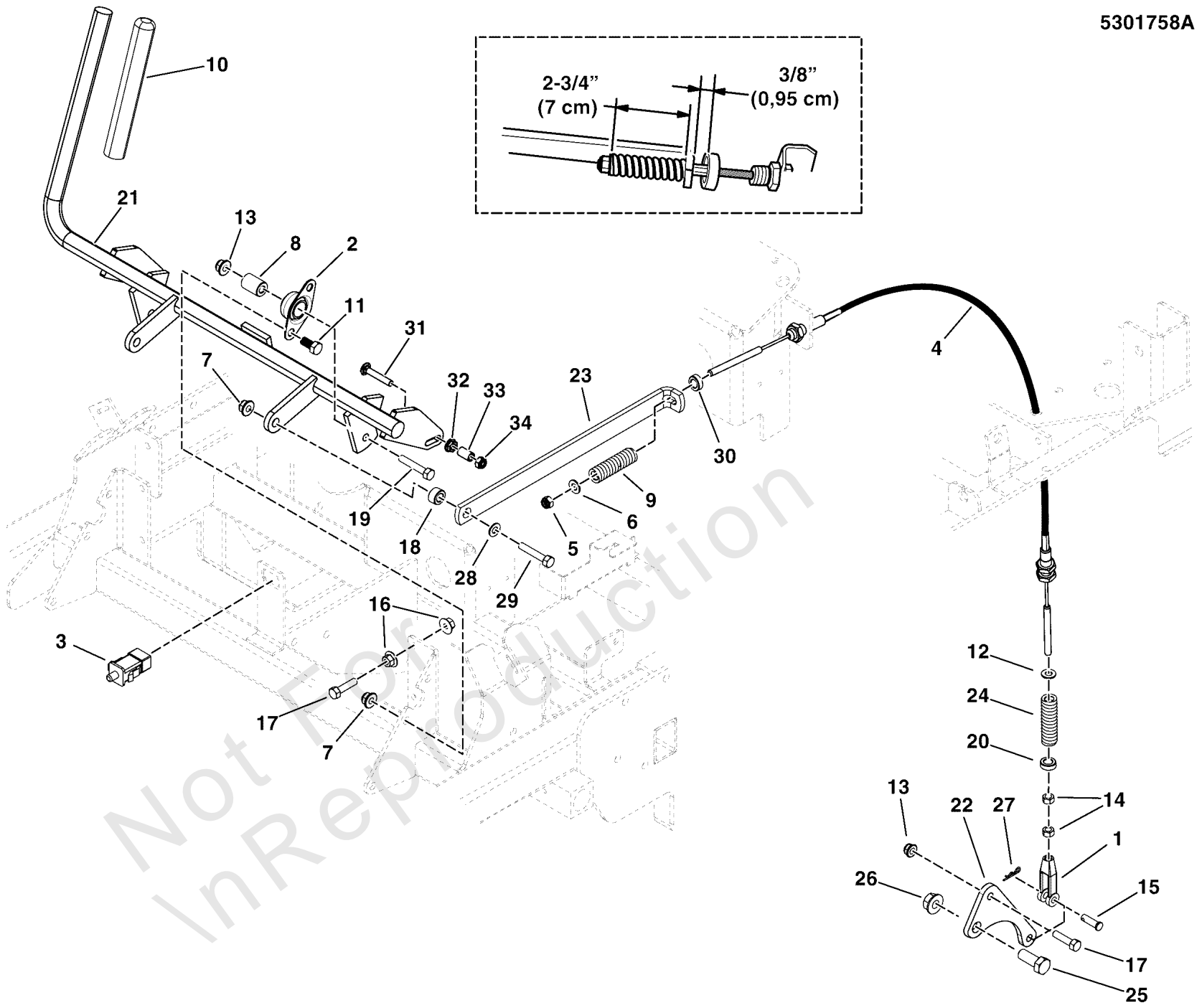
REF NO	PART NO	QTY	DESCRIPTION
1	5021098	2	BEARING, 3/4" FLANGED, BRONZE
2	5104494	2	BALL JOINT 5/16-24 LH FEMALE BRONZE RACE
3	5025013X6	2	BOLT, 3/8-16 X 3/4" GD5 CZ
4	5021499	2	BEARING, FLANGE
5	5104722	2	GRIP, FOAM, 1" ID, 16" LONG
6	5104493	2	BALL JOINT 5/16-24 RH FEMALE BRONZE RACE
7	5025392	8	NUT, 5/16-18 HEX NYLOCK FLANGE
8	5103106A	2	MOUNT, CONTROL ARM - BLK -(10.95" Total Length, 3 Adjustment Holes)
9	5100940	2	DAMPENER, CONTROL,#(P6709/P3610)
10	5100941	4	BALL STUD, 5/16 X .50,# PC-477-2)
11	5414431A	1	WELD,HANDLE MOTION CNTRL,19.0,1.0,LH,BLK
12	5414432A	1	WELD,HANDLE MOTION CNTRL,19.0,1.0,RH,BLK
13	5025013X8	2	BOLT, 3/8-16 X 1" GD5 CZ
14	5025011X10	4	BOLT, 5/16-18 X 1-1/4 GD5 CZ
15	5025096	12	NUT, 3/8-16 HEX NYLON LOCK
16	5025127	12	NUT, 5/16-18 HEX SERRATED FLANGE (SMALL)
17	5025055X14	4	BOLT- 5/16-18 X 1-3/4 GD5 TFL
18	5025013X14	4	BOLT, 3/8-16 X 1-3/4" GD5 CZ
19	5025015X6	2	BOLT, 7/16-14 X 3/4, GD 5 CZ
20	5025044	2	NUT, 7/16-14 HEX TOP LOCK
21	5415624A	1	WELD, CONTROL SHAFT, RH, FLEET - BLK
22	5415625A	1	WELD, CONTROL SHAFT, LH, FLEET - BLK
23	5405230A	2	PLATE, HYDRO CONNECTOR - BLK
24	5102124	2	ROD, HYDRO LINKAGE - S200XT - CZ
25	5102599	2	SPACER, .33 X .63 X 1.25, PM, CZ
26	5025011X20	2	BOLT, 5/16-18 X 2-1/2 GD5 CZ
27	5025155	2	WASHER, 5/16" SAE
28	80003531	4	SCREW, 5/16-18x0.750, GR5, WHIZ-LOCK, ZC
29	5025033	2	NUT, 5/16-24 HEX
30	5025327	4	BOLT, 3/8-16 X 1-1/4 SHCS
31	5023212	2	NUT, 5/16-24 HEX, LH

Parking Brake Group

Note: Unless noted otherwise, use the standard torque specifications

Mfg. No: 5901644

5301758A



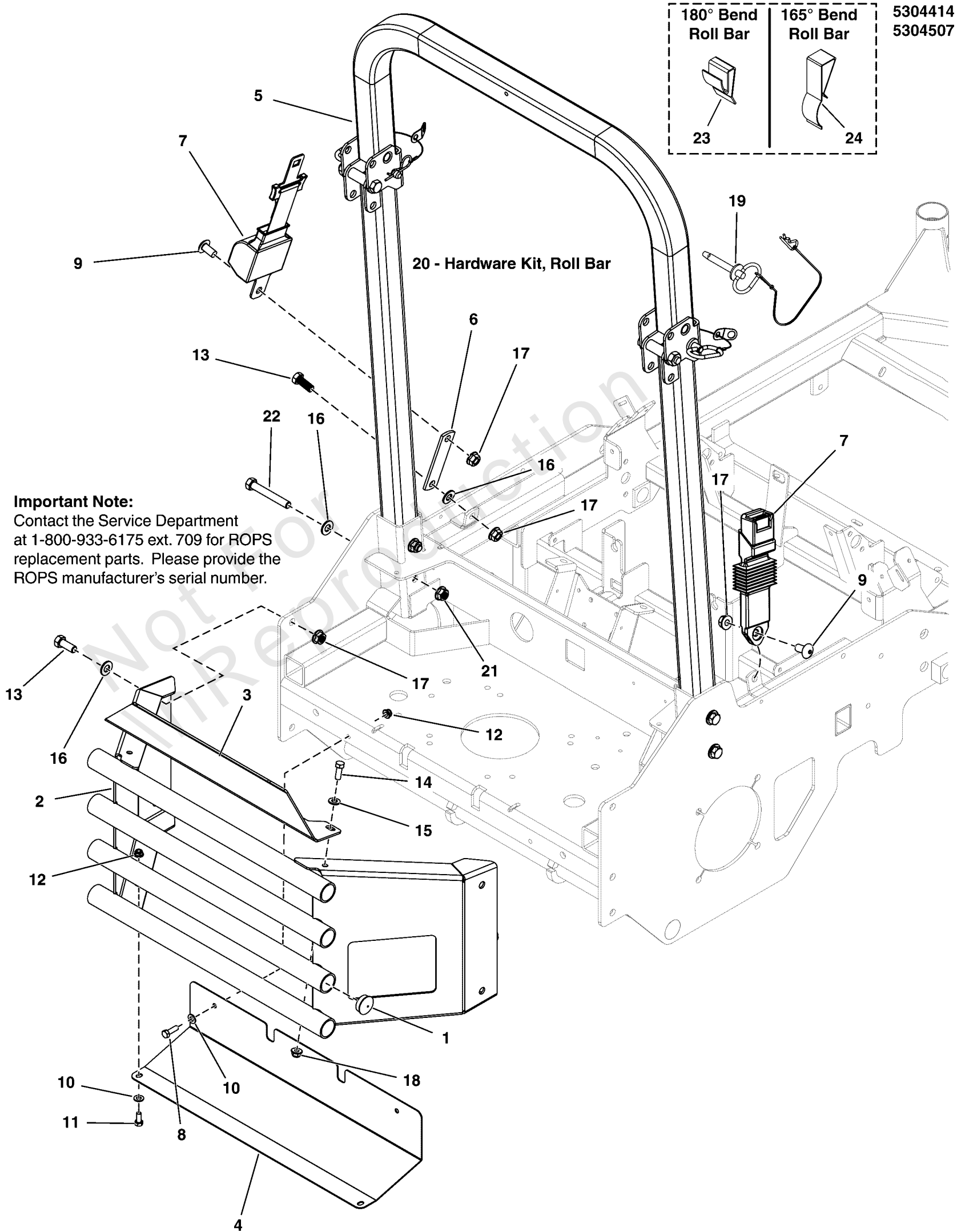
Parking Brake Group

REF NO	PART NO	QTY	DESCRIPTION
1	5023323	2	CLEVIS, 5/16-24, STEEL, CLEAR ZINC
2	5021098	2	BEARING, 3/4" FLANGED, BRONZE
3	7022886	1	SWITCH, DP NO/NC SNAP-IN
4	5102568	2	CABLE, PARKING BRAKE, S200XT
5	5025045	2	NUT, 5/16-24 HEX NYLON LOCK
6	5025155	2	WASHER, 5/16" SAE
7	5025394	6	NUT, 3/8-16 HEX NYLOCK FLANGE
8	5042134	2	SPACER, .32 X .75 X 1.06, PM
9	5100385	2	SPRING, COMP. 1/2 ID X .140 WIRE X 3.25
10	5101038	1	GRIP, FOAM, 3/4 ID X 6 X .187
11	5025013X6	4	BOLT, 3/8-16 X 3/4" GD5 CZ
12	5025150	2	WASHER, 1/2 USS
13	5025392	4	NUT, 5/16-18 HEX NYLOCK FLANGE
14	5025033	4	NUT, 5/16-24 HEX
15	5025213X8	2	PIN, CLEVIS, 5/16 X 1, PLATED
16	5025139	2	NUT, 5/16-18 HEX SERRATED FLANGE (LARGE)
17	5025011X10	3	BOLT, 5/16-18 X 1-1/4 GD5 CZ
18	5102289	2	SPACER, .38 X .50 X .31, CZ
19	5025011X14	2	BOLT, 5/16-18 X 1-3/4 GD5 CZ
20	5061227	2	BUSHING, DECK PIVOT
21	5415630A	1	WELD, BRAKE SHAFT, 210/320, NEUTRAL LOC -(S/N: 4000015530 and below)
21	5418438A	1	WELD, BRAKE SHAFT, 210/320 NEUTRAL LOC -(S/N: 4000015531 and above)
22	5405383A	2	PLATE, BRAKE ARM EXTENSION - BLK
23	5406710A	2	LINK, BRAKE LOCK - BLK
24	5022845	2	SPRING-COMP, .930IDX5.00LGX.085WR - BLK
25	5025017X10	2	BOLT, 1/2-13 X 1-1/4 GD5 CZ
26	5025332	2	NUT, 1/2-13 HEX SIDE LOCK
27	5025203X6	2	PIN, COTTER, 1/8 X 3/4
28	5025156	2	WASHER, 3/8 SAE
29	5025013X10	2	BOLT, 3/8-16 X 1-1/4" GD5 CZ
30	5020047	2	COLLAR, 5/16 SET
31	80003564	2	BOLT, 1/4-20 X 1.500, GR5, SQ, ZINC/CLEA
32	5025126	2	NUT, 1/4-20 HEX SERR. FLANGE
33	5041483	2	SPACER, .25 X .38 X .63, CZ
34	5025095	2	NUT, 1/4-20 HEX NYLON LOCK

Rear Bumper & ROPS Group

Note: Unless noted otherwise, use the standard torque specifications

Mfg. No: 5901644



Rear Bumper & ROPS Group

REF NO	PART NO	QTY	DESCRIPTION
1	5023484	8	PLUG, PANEL, 1.25 - BLACK
2	5414682B	1	WELD, BUMPER, F320Z - RED
3	5414797B	1	PLATE, CARB PROTECTOR, F320Z - RED
4	5408526A	1	PLATE, HEAT SHIELD - BLK
5	5105138	1	ROPS, S200XT & F320 -(Refer to Note: *)
6	5401044A	1	EXTENSION, SEAT BELT - BLK -(S/N: 4000051453 and below)
7	5105137	1	SEAT BELT ASSM, RETRACTOR + SUP SLEEVE -(S/N: 4000051453 and below)
8	5025011X8	2	BOLT, 5/16-18 X 1 GD5 CZ
9	5100267	2	SCREW, 1/2-13 X 1.00, SHCS -(S/N: 4000051453 and below)
10	5025155	4	WASHER, 5/16" SAE
11	5025011X6	2	BOLT, 5/16-18 X 3/4 GD5
12	5025392	4	NUT, 5/16-18 HEX NYLOCK FLANGE
13	5025017X10	5	BOLT, 1/2-13 X 1-1/4 GD5 CZ
14	5025013X8	2	BOLT, 3/8-16 X 1" GD5 CZ
15	5025293	2	WASHER, 3/8 GD.9 FLAT
16	5025158	4	WASHER, 1/2 SAE -(Qty: 5 - S/N: 4000051453 and below)
17	5025396	4	NUT, Hex Flange, Nylock, 1/2-13 -(Qty: 6 - S/N: 4000051453 and below)
18	5025394	2	NUT, 3/8-16 HEX NYLOCK FLANGE
19	5100013	2	PIN, HITCH, .50 X 3.25 W/ LAY -(SV)
20	5103921X1	1	HARDWARE KIT, ROLL BAR -(SV)
21	5025332	4	NUT, 1/2-13 HEX SIDE LOCK -(SV)
22	5025017X26	4	BOLT, 1/2-13 X 3-1/4, HEX HD, GD5, CZ (SV) -(SV)
23	5103403X1	2	ANTI-RATTLE SPRING, FEMCO #230328972 (SV) -(180 Degree Bend Roll Bar)
24	5105140X1	2	ANTI-RATTLE SPRING, ROPS, 165 DEGREE (SV) -(165 Degree Bend Roll Bar)

Footnotes:

Note: *Contact the Service Department at 1-800-933-6175 for roll bar replacement parts. You must provide the serial number of the roll bar system.

Seat Mount and Floor Group S/N: 4000015530 and Below

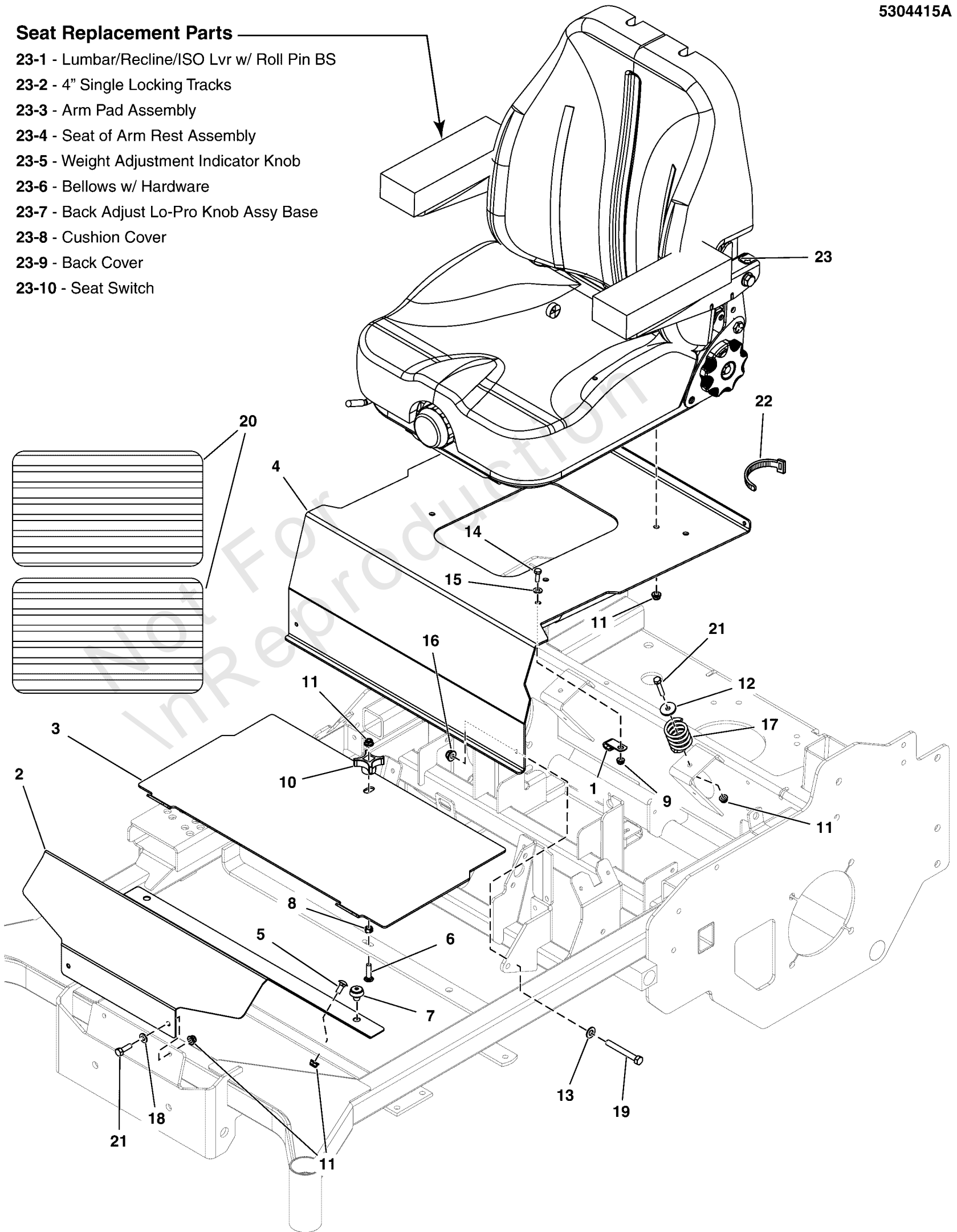
Note: Unless noted otherwise, use the standard torque specifications

Mfg. No: 5901644

5304415A

Seat Replacement Parts

- 23-1 - Lumbar/Recline/ISO Lvr w/ Roll Pin BS
- 23-2 - 4" Single Locking Tracks
- 23-3 - Arm Pad Assembly
- 23-4 - Seat of Arm Rest Assembly
- 23-5 - Weight Adjustment Indicator Knob
- 23-6 - Bellows w/ Hardware
- 23-7 - Back Adjust Lo-Pro Knob Assy Base
- 23-8 - Cushion Cover
- 23-9 - Back Cover
- 23-10 - Seat Switch



Seat Mount and Floor Group S/N: 4000015530 and Below

REF NO	PART NO	QTY	DESCRIPTION
1	5025430	2	CLAMP, 5/16", DOUBLE, WIRE & TUBE
2	5414766B	1	PLATE, RIGID FLOOR, S320Z - RED
3	5410362B	1	PLATE, REMOVABLE FLOOR, 200XT - RED
4	5601001	1	ASSM, SEAT PLATE W/DECAL - DOM (5415991B)
5	5025145X6	2	BOLT, 5/16-18 X 3/4, CARRIAGE, GD5, CZ
6	80003669	1	BOLT 5/16-18X1.500 CARRIAGE SQ GR5 ZC/CL
7	197546	4	MNT, VBRTN, RBBR
8	80003675	1	NUT, 5/16-1/8, HEX, CNTR LK, ZINC PHOS/OIL
9	5025391	2	NUT, 1/4-20 Hex Nylock Flange
10	1670578	1	KNOB-INT THR .312-18 4-ARM 2.12WD 1.06LG
11	5025392	11	NUT, 5/16-18 HEX NYLOCK FLANGE NUT -(Refer to Note: *)
12	5044617	2	WASHER, .34 X 1.25 X 10 GA
13	5025156	2	WASHER, 3/8 SAE
14	5025010X6	2	BOLT, 1/4"-20 X 3/4" GD5 YZ
15	5025154	2	WASHER, 1/4 SAE
16	5025394	2	NUT, 3/8 - 16 HEX NYLOCK FLANGE
17	7078299	2	SPRING, SEAT SUPPORT
18	5025155	2	WASHER, 5/16" SAE
19	5025013X24	2	BOLT, 3/8-16 X 3" GD5 CZ
20	5101114	2	SAFETY WALK, 10.00 X 19.00
21	5025011X8	4	BOLT, 5/16-18 X 1" GRD5 YZ
22	5021030	1	TIE, SELF-LOCKING, 6"
23	5105099	1	SEAT, HIGH BACK, SEAT'SINC, SUSP, W/SWITCH
23-1	5105099X2	1	LUMBAR/RECLINE/ISO LVR W/ RLL PIN BS -(SV)
23-2	5104720X1	1	4" SINGLE LOCKING TRACKS BASE -(SV)
23-3	5104719X1	1	ARM PAD ASSEMBLY BLK/CHAR CAR FIB/HARBR GRY RED WELT -(SV)
23-4	5104719X2	1	SET OF ARMREST ASSEMBLY BLK/CHAR CAR FIB/HARBR GRY RED WELT -(SV)
23-5	5104720X2	1	WEIGHT ADJUST INDICATOR KNOB ASSY BASE -(SV)
23-6	5104720X3	1	BELLOWS W/ HARDWARE BASE -(SV)
23-7	5105099X3	1	BACK ADJST LO-PRO KNOB-HRDWR BASE -(SV)
23-8	5104720X5	1	CUSHION COVER FOR I3M BLK/CHAR CAR FIB/HARBR GRY RED WELT -(SV)
23-9	5105099X1	1	BACK COVER -(SV)
23-10	7023354	1	SWITCH, SEAT -(SV)

Footnotes:

Note: *Older models featured a nut on top of the knob.

Seat Mount and Floor Group S/N: 4000015531 to 4000875836

REF NO	PART NO	QTY	DESCRIPTION
1	5025430	2	CLAMP, 5/16", DOUBLE, WIRE & TUBE
2	5414766B	1	PLATE, RIGID FLOOR, S320Z - RED
3	5410362B	1	PLATE, REMOVABLE FLOOR, 200XT - RED
4	5601228	1	ASSM, SEAT PLATE W/DECAL-DOM (5418271B)
5	5025145X6	2	BOLT, 5/16-18 X 3/4, CARRIAGE, GD5, CZ
6	80003669	1	BOLT 5/16-18X1.500 CARRIAGE SQ GR5 ZC/CL
7	197546	4	MNT, VBRTN, RBBR
8	80003675	1	NUT, 5/16-1/8, HEX, CNTR LK, ZINC PHOS/OIL
9	5025391	2	NUT, 1/4-20 Hex Nylock Flange
10	1670578	1	KNOB-INT THR .312-18 4-ARM 2.12WD 1.06LG
11	5025392	10	NUT, 5/16-18 HEX NYLOCK FLANGE NUT
12	5044617	2	WASHER, .34 X 1.25 X 10 GA
13	5025156	4	WASHER, 3/8 SAE
14	5025010X6	2	BOLT, 1/4"-20 X 3/4" GD5 YZ
15	5025154	2	WASHER, 1/4 SAE
16	5025394	2	NUT, 3/8 - 16 HEX NYLOCK FLANGE
17	7078299	2	SPRING, SEAT SUPPORT
18	5025155	2	WASHER, 5/16" SAE
19	5025013X24	2	BOLT, 3/8-16 X 3" GD5 CZ
20	5101114	2	SAFETY WALK, 10.00 X 19.00
21	5025011X8	4	BOLT, 5/16-18 X 1" GRD5 YZ
22	5021030	1	TIE, SELF-LOCKING, 6"
23	5106325	1	SEAT, HIGH BACK, SUSP, SWITCH&SEAT BELTS
23-1	5105099X2	1	LUMBAR/RECLINE/ISO LVR W/ RLL PIN BS -(SV)
23-2	5104720X1	1	4" SINGLE LOCKING TRACKS BASE -(SV)
23-3	5106325X2	1	SET OF ARM KITS -(SV)
23-4	5106325X3	1	SET OF ARM PADS -(SV)
23-5	5104720X2	1	WEIGHT ADJUST INDICATOR KNOB ASSY BASE -(SV)
23-6	5104720X3	1	BELLOWS W/ HARDWARE BASE -(SV)
23-7	5106325X4	1	BACK ADJUSTMENT KNOB KIT -(SV)
23-8	5106325X6	1	CUSHION COVER, 314659VN584 -(SV)
23-9	5106325X1	1	SEAT BACK COVER, 314658VN584 -(SV)
23-10	7023354	1	SWITCH, SEAT -(SV)
23-11	5106325X5	1	2" RETRACTABLE BELT KIT -(SV)
24	5418442A	1	WELD, SEAT LATCH HOOK, W/ SPRING - BLK
25	80002736	1	PIN, 3/32 X 0.750, COT, ZINC/CLEAR
26	5106644	1	SPRING, TORSION, LH, .0625OD
27	5601135	1	KIT, HEAD REST
27-1	5106645	1	HEAD REST HIGH BACK SEAT
27-2	5418483A	1	PLATE, MOUNTING BRACKET, HEADREST - BLK
27-3	5107404	3	WASHER, FENDER, 1.00 OD X .315 ID X .055
27-4	5025652	3	SCREW, 5/16-18X1, BUT HD, BLK, W/PATCH

Seat Mount and Floor Group S/N: 4000875837 and Above

Note: Unless noted otherwise, use the standard torque specifications

Mfg. No: 5901644

Seat Service Parts:

23-1 - Lumbar/Recline Lever

23-2 - Track Kit, Seat

23-3 - Set of Arm Kits

23-4 - Set of Arm Pads

23-5 - Weight Adjust/Indicator Knob

23-6 - Bellows w/ Hardware Base

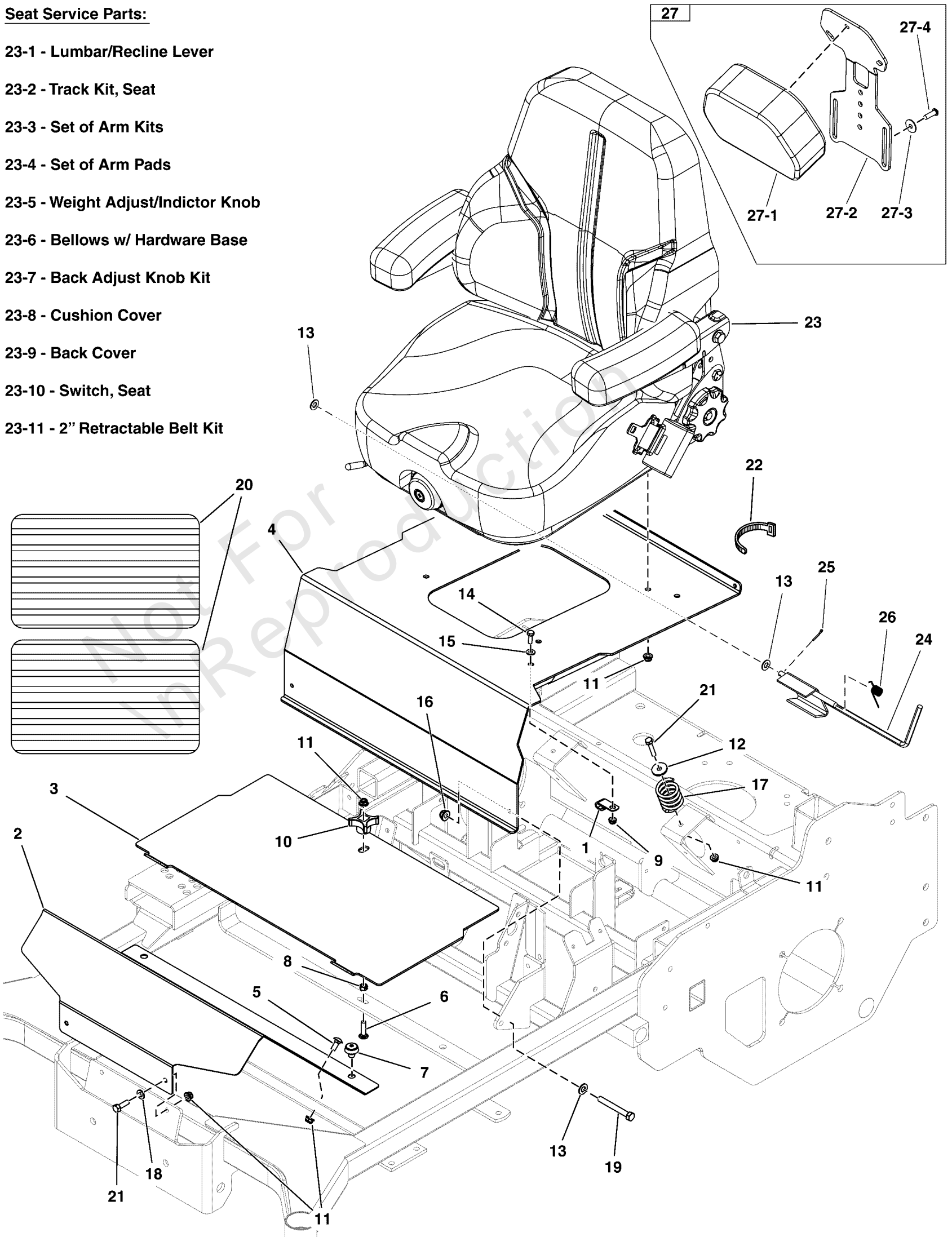
23-7 - Back Adjust Knob Kit

23-8 - Cushion Cover

23-9 - Back Cover

23-10 - Switch, Seat

23-11 - 2" Retractable Belt Kit



Seat Mount and Floor Group S/N: 4000875837 and Above

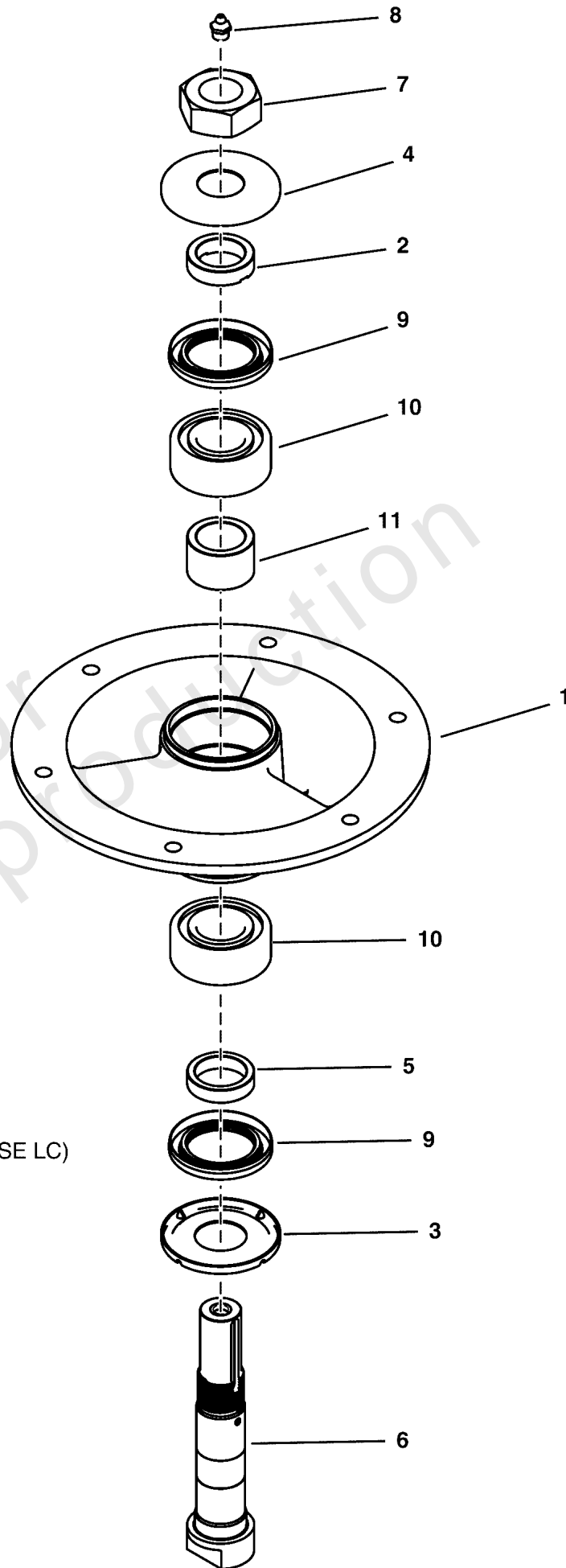
REF NO	PART NO	QTY	DESCRIPTION
1	5025430	2	CLAMP, 5/16", DOUBLE, WIRE & TUBE
2	5414766B	1	PLATE, RIGID FLOOR, S320Z - RED
3	5410362B	1	PLATE, REMOVABLE FLOOR, 200XT - RED
4	5601228	1	ASSM, SEAT PLATE W/DECAL-DOM (5418271B)
5	5025145X6	2	BOLT, 5/16-18 X 3/4, CARRIAGE, GD5, CZ
6	80003669	1	BOLT 5/16-18X1.500 CARRIAGE SQ GR5 ZC/CL
7	197546	4	MNT, VBRTN, RBBR
8	80003675	1	NUT, 5/16-1/8, HEX, CNTR LK, ZINC PHOS/OIL
9	5025391	2	NUT, 1/4-20 Hex Nylock Flange
10	1670578	1	KNOB-INT THR .312-18 4-ARM 2.12WD 1.06LG
11	5025392	10	NUT, 5/16-18 HEX NYLOCK FLANGE NUT
12	5044617	2	WASHER, .34 X 1.25 X 10 GA
13	5025156	4	WASHER, 3/8 SAE
14	5025010X6	2	BOLT, 1/4"-20 X 3/4" GD5 YZ
15	5025154	2	WASHER, 1/4 SAE
16	5025394	2	NUT, 3/8 - 16 HEX NYLOCK FLANGE
17	7078299	2	SPRING, SEAT SUPPORT
18	5025155	2	WASHER, 5/16" SAE
19	5025013X24	2	BOLT, 3/8-16 X 3" GD5 CZ
20	5101114	2	SAFETY WALK, 10.00 X 19.00
21	5025011X8	4	BOLT, 5/16-18 X 1" GRD5 YZ
22	5021030	1	TIE, SELF-LOCKING, 6"
23	5108194	1	SEAT, HIGH BACK,SUSP,SWITCH & SEAT BELTS
23-1	5105099X2	1	LUMBAR/RECLINE/ISO LVR W/ RLL PIN BS -(SV)
23-2	5104720X1	1	4" SINGLE LOCKING TRACKS BASE -(SV)
23-3	5106325X2	1	SET OF ARM KITS -(SV)
23-4	5106325X3	1	SET OF ARM PADS -(SV)
23-5	5104720X2	1	WEIGHT ADJUST INDICATOR KNOB ASSY BASE -(SV)
23-6	5104720X3	1	BELLOWS W/ HARDWARE BASE -(SV)
23-7	5106325X4	1	BACK ADJUSTMENT KNOB KIT -(SV)
23-8	5106325X6	1	CUSHION COVER, 314659VN584 -(SV)
23-9	5108194X2	1	SEAT BACK COVER -(SV)
23-10	7023354	1	SWITCH, SEAT -(SV)
23-11	5106325X5	1	2" RETRACTABLE BELT KIT -(SV)
24	5418442A	1	WELD, SEAT LATCH HOOK, W/ SPRING - BLK
25	80002736	1	PIN, 3/32 X 0.750, COT, ZINC/CLEAR
26	5106644	1	SPRING, TORSION, LH, .0625OD
27	5601135	1	KIT, HEAD REST
27-1	5106645	1	HEAD REST HIGH BACK SEAT
27-2	5418483A	1	PLATE, MOUNTING BRACKET, HEADREST - BLK
27-3	5107404	3	WASHER, FENDER, 1.00 OD X .315 ID X .055
27-4	5025652	3	SCREW, 5/16-18X1, BUT HD, BLK, W/PATCH

Spindle Service Parts - 5413009

Note: Unless noted otherwise, use the standard torque specifications

Mfg. No: 5901644

5413009SV



NOTE:
FOR FINAL ASSEMBLY, APPLY
LOCTITE - GRADE 272 TO NUT
PRIOR TO TORQUING.

FINAL TORQUE OF RETAINING
NUT TO BE 165-225 FT-LBS.

FILL CAVITY WITH NLGI, GRADE 2,
EP-2 GREASE THROUGH GREASE
FITTING AFTER FINAL ASSEMBLY
AND TORQUE. (SUPERPLEX EP-S,
SHELL ALBIDA LC2, BP ENERGREASE LC)

Spindle Service Parts - 5413009

REF NO	PART NO	QTY	DESCRIPTION
1	5104359	1	HOUSING, SPINDLE, HD
2	5104366	1	SPACER, 1.183 x 1.625 x 0.420
3	5049434	1	SHIELD, TRASH, BOTTOM
4	5104367	1	SHIELD, TRASH, TOP
5	5104448	1	SPACER, 1.25 X 1.63 X .383
6	5104365	1	SHAFT, SPINDLE, HD
7	5104358	1	NUT, 1-1/ 8- 12 UNF, CZ
8	5023329	1	FITTING, 1/8 NPT STR, SHORT
9	5049445	2	SEAL, GREASE DOUBLE LIP
10	5104336	2	BEARING, #3206, DOUBLE ROW RADIAL BALL
11	5104360	1	SPACER, 1.183 x 1.625 x 1.030

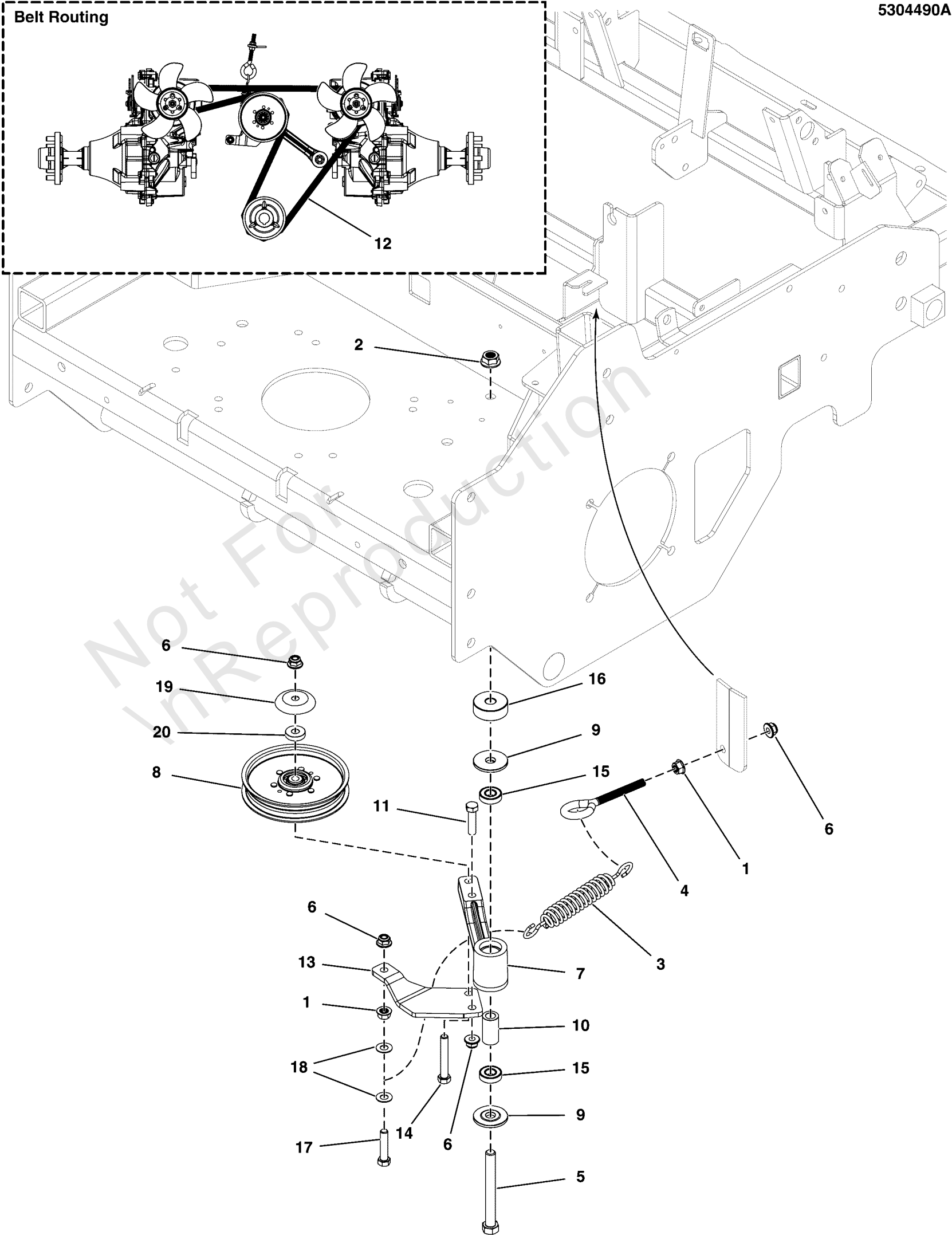
Not For In Reproduction

Transaxle Drive Group

Note: Unless noted otherwise, use the standard torque specifications

Mfg. No: 5901644

5304490A



Transaxle Drive Group

REF NO	PART NO	QTY	DESCRIPTION
1	5025128	2	NUT, 3/8-16 HEX SERRATED FLANGE
2	5025396	1	NUT, Hex Flange, Nylock, 1/2-13
3	5022847	1	SPRING-EXT, 1.04 ODX6.935LGX.148WR, BLK
4	5023497	1	EYE BOLT, 3/8-16 X 5, 2.88THRD, 1EYE, CZ
5	5025017X36	1	BOLT, 1/2-13 X 4-1/2 GD5 CZ
6	5025394	4	NUT, 3/8-16 HEX NYLOCK FLANGE
7	5411066	1	ASSM, IDLER ARM, PUMP DRIVE, 1/2ID, CAST (SV) -(Includes items #9, 10, & 15)
8	5101193	1	PULLEY-IDLER, 5.00OD, .385ID, .75W, STL
9	5103262	2	SPACER, IDLER ARM, 1/2, PM
10	5103812	1	SPACER, .52 X .84 X 1.53, PM
11	5025013X12	1	BOLT, 3/8-16 X 1-1/2" GD5 CZ
12	5107757	1	BELT, RAW EDGE, COGGED, ARAMID, 81.20EL
13	5414868A	1	PLATE, IDLER ARM ADAPTER - BLK
14	5025013X22	1	BOLT, 3/8-16 X 2-3/4" GD5 CZ
15	7078243	2	BEARING, BALL, AXLE
16	5100314	1	SPACER, .52 X 1.75 X .63, CZ
17	5025013X14	1	BOLT, 3/8-16 X 1-3/4" GD5 CZ
18	5025401	2	WASHER, 3/8 USS
19	5103787	1	SHIELD, BEARING PULLEY, 3/8ID, CZ
20	5044960	1	SPACER, .36 X 1.00 X .25, PM, CZ

Transaxle SERVICE PARTS - ZT5400

Note: Unless noted otherwise, use the standard torque specifications

Mfg. No: 5901644

HYDRO-GEAR MODEL 1015-1014L (P/N: 5101988)

HYDRO-GEAR MODEL 1015-1014R (P/N: 5101987)

HYDRO-GEAR MODEL 1015-1017L (P/N: 5102254)

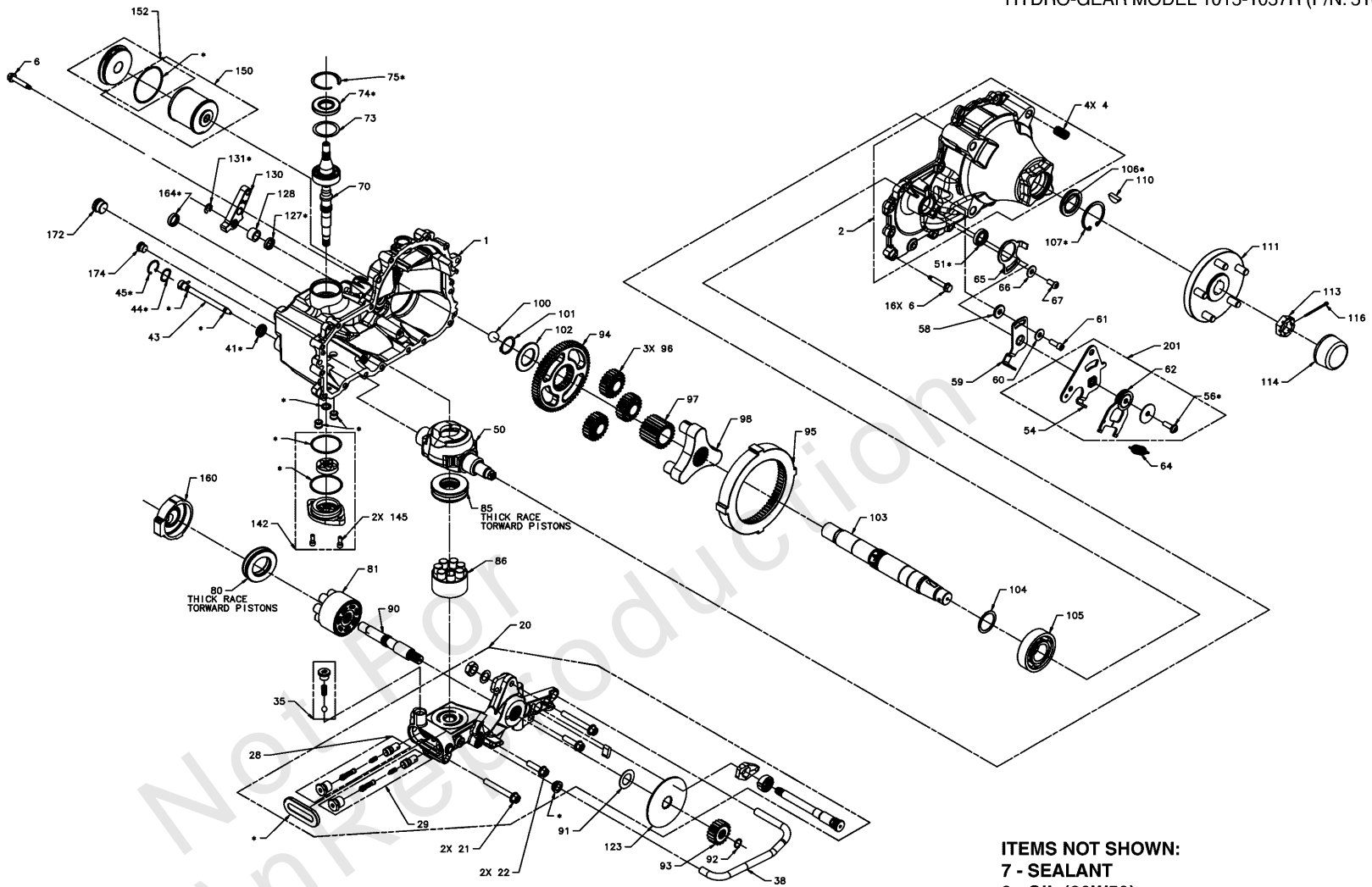
HYDRO-GEAR MODEL 1015-1017R (P/N: 5102253)

HYDRO-GEAR MODEL 1015-1024L (P/N: 5102870)

HYDRO-GEAR MODEL 1015-1024R (P/N: 5102871)

HYDRO-GEAR MODEL 1015-1057L (P/N: 5103964)

HYDRO-GEAR MODEL 1015-1057R (P/N: 5103963)



ITEMS NOT SHOWN:

7 - SEALANT

8 - OIL (20W50)

200 - SEAL KIT (*) PARTS INCLUDED IN SEAL KIT

Transaxle SERVICE PARTS - ZT5400

REF NO	PART NO	QTY	DESCRIPTION
114	5101987X5	1	AXLE CAP, ZT5400 -(Hydro-Gear P/N 53724)
150	5101987X2	1	KIT, FILTER -(Hydro-Gear P/N 71943)
200	5101987X4	1	KIT, SEAL, ZT5400 -(Hydro-Gear P/N 71945)
51	5104385X6	1	KIT, CONTROL ARM SEAL -(Hydro-Gear P/N 52989)
70	5101987X8	1	KIT, INPUT SHAFT (BEARING AND SHAFT ONLY) -(Hydro-Gear P/N 71941)
74	5101987X7	1	KIT, INPUT SEAL -(Hydro-Gear P/N 51280)
111	5101987X6	1	ASSM, HUB, STANDARD AXLE TRANSMISSIONS (ZT5400) -(Hydro-Gear P/N 72039)
111	5102253X1	1	ASSM, HUB, LONG AXLE TRANSMISSIONS (ZT5400) -(Hydro-Gear P/N 72102)
106	5104385X5	1	KIT, AXLE SEAL -(Hydro-Gear P/N 53008)

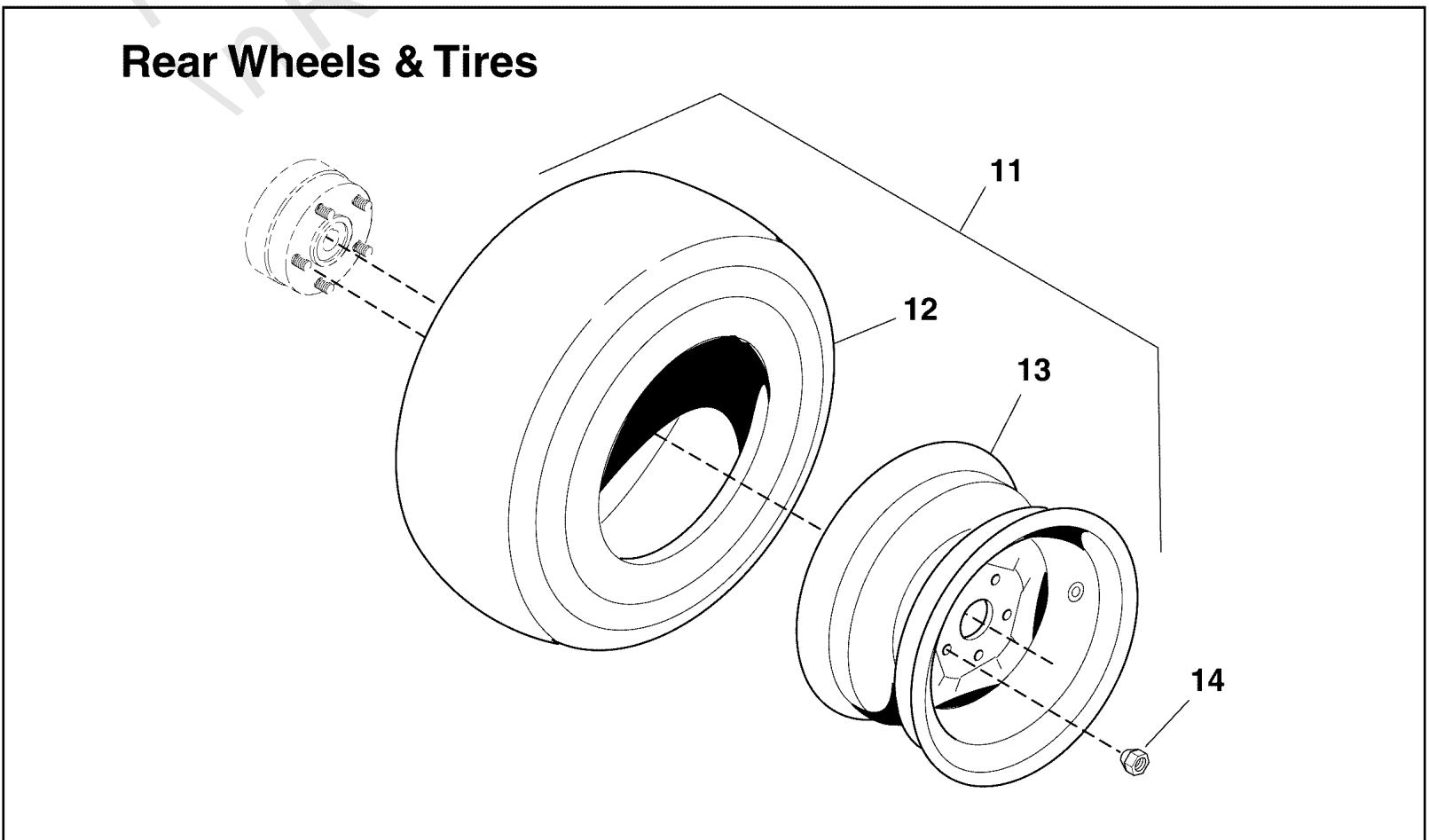
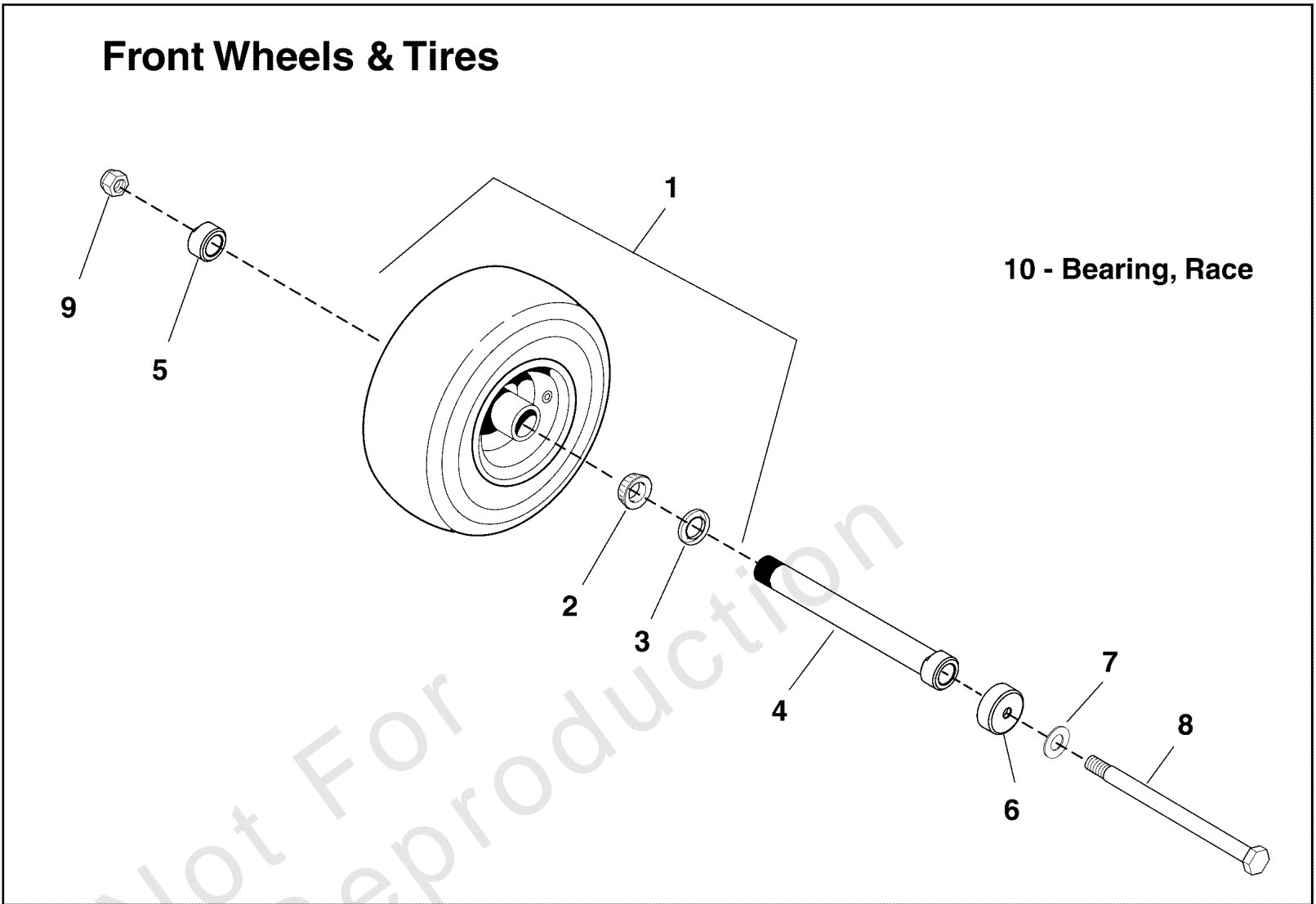
Not For In-Production

Wheel & Tire Group

Note: Unless noted otherwise, use the standard torque specifications

Mfg. No: 5901644

5304418



Wheel & Tire Group

REF NO	PART NO	QTY	DESCRIPTION
1	5023279	2	TIRE ASSM, 13 X 6.5 - 6, FF / TB
2	5022631SX2	2	BEARING, Tapered Roller -(2 per tire)
3	5022631SX3	2	SEAL, GREASE -(2 per tire)
4	5103649	2	BEARING ADJUSTER, SPACER, 7.062 LG
5	5103650	2	NUT, BEARING ADJUSTER, AXLE
6	5103594	4	DEBRIS, COVER, CASTER WHEELS
7	5025158	2	WASHER, 1/2 SAE
8	5025017X72	2	BOLT, 1/2-13 X 9 GD5 CZ
9	5025396	2	NUT, Hex Flange, Nylock, 1/2-13
10	5022631SX4	4	BEARING, RACE -(Not illustrated)
11	5104380	2	TIRE/WHEEL ASM, 26X12.00-12, TURF SMART -(S/N: 4000798695 and below)
11	5108099	2	TIRE WHEEL ASM, 26X12.00-12, MULTI TRAC -(S/N: 4000798696 and above)
12	5104380X2	2	TIRE, TURF SMART, 26X12.00-12 4 PLY (SV) -(S/N: 4000798695 and below)
12	5023152X1	2	TIRE, Rear, 26 x 12 x 12 -(S/N: 4000798696 and above)
13	5104380X1	2	WHEEL, 12 X 9.5, SOLD, 4.063" OFFSET (SV)
14	5020601	10	NUT, 1/2-20, FOR WHEEL BOLT SILVER

Hardware Identification & Torque Specifications

Torque Specification Chart								
FOR STANDARD METRIC MACHINE HARDWARE (Tolerance ± 20%)								
Property Class	5.6		8.8		10.9		12.9	
	Class 5.6		Class 8.8		Class 10.9		Class 12.9	
Size Of Hardware	in/lbs	Nm.	in/lbs	Nm.	in/lbs	Nm.	in/lbs	Nm.
	ft/lbs		ft/lbs		ft/lbs		ft/lbs	
M3	5.88	.56	13.44	1.28	19.2	1.80	22.92	2.15
M4	13.44	1.28	30.72	2.90	43.44	4.10	52.56	4.95
M5	26.4	2.50	60.96	5.75	5.97	8.10	7.15	9.7
M6	44.64	4.3	7.3	9.9	10.3	14	12.1	16.5
M7	5.2	7.1	12.1	16.5	16.9	23	19.9	27
M8	7.7	10.5	17.7	24	25	34	29	40
M10	15	21	35	48	50	67	59	81
M12	26	36	61	83	86.2	117	103	140
M14	42	58	101	132	136	185	162	220
M16	64	88	147	200	210	285	250	340
M18	89	121	202	275	287	390	346	470
M20	126	171	290	390	405	550	486	660
M22	169	230	390	530	559	745	656	890
M24	217	295	497	375	708	960	840	1140
M27	320	435	733	995	1032	1400	1239	1680
M30	435	590	995	1350	1401	1900	1681	2280
M33	590	800	1349	1830	1902	2580	2278	3090
M36	759	1030	1740	2360	2441	3310	2935	3980
M39	988	1340	2249	3050	3163	4290	3798	5150

Torque Specification Chart						
FOR STANDARD MACHINE HARDWARE (Tolerance ± 20%)						
Hardware Grade	No Marks		SAE Grade 5		SAE Grade 8	
	SAE Grade 2		SAE Grade 5		SAE Grade 8	
Size Of Hardware	in/lbs	Nm.	in/lbs	Nm.	in/lbs	Nm.
	ft/lbs		ft/lbs		ft/lbs	
8-32	19	2.1	30	3.4	41	4.6
8-36	20	2.3	31	3.5	43	4.9
10-24	27	3.1	43	4.9	60	6.8
10-32	31	3.5	49	5.5	68	7.7
1/4-20	66	7.6	8	10.9	12	16.3
1/4-28	76	8.6	10	13.6	14	19.0
5/16-18	11	15.0	17	23.1	25	34.0
5/16-24	12	16.3	19	25.8	29	34.0
3/8-16	20	27.2	30	40.8	45	61.2
3/8-24	23	31.3	35	47.6	50	68.0
7/16-14	30	40.8	50	68.0	70	95.2
7/16-20	35	47.6	55	74.8	80	108.8
1/2-13	50	68.0	75	102.0	110	149.6
1/2-20	55	74.8	90	122.4	120	163.2
9/16-12	65	88.4	110	149.6	150	204.0
9/16-18	75	102.0	120	163.2	170	231.2
5/8-11	90	122.4	150	204.0	220	299.2
5/8-18	100	136	180	244.8	240	326.4
3/4-10	160	217.6	260	353.6	386	525.0
3/4-16	180	244.8	300	408.0	420	571.2
7/8-9	140	190.4	400	544.0	600	816.0
7/8-14	155	210.8	440	598.4	660	897.6
1-8	220	299.2	580	788.8	900	1,244.0
1-12	240	326.4	640	870.4	1,000	1,360.0

The guides and ruler furnished below are designed to help you select the appropriate hardware.



Nut, M8

Thread Diameter (mm)

Inside Diameter (in) Threads per inch

Nut, 1/2-16



Screw, M8- 1.25 x 25

Thread Diameter (mm) Distance between threads (mm) Body Length (mm)

Body Diameter Threads per inch Body Length (in)

Screw, 1/2- 16 x 2



Standard Hardware Sizing

When a washer or nut is identified as 1/2" (M8), this is the *Nominal size*, meaning the *inside diameter* is 1/2 inch (8mm metric thread diameter); if a second number is present it represents the *threads per inch* (distance between threads).

When bolt or capscrew is identified as 1/2 - 16 x 2" (M8 - 1.25 x 50), this means the *Nominal size*, or body diameter is 1/2 inch (8mm metric thread diameter), the second number, 16, represents the *threads per inch*, (*distance between threads*). The final number is the body length of the bolt or screw, 2 inches (50mm).

NOTES

- These torque values are to be used for all hardware excluding: locknuts, self-tapping screws, thread forming screws, sheet metal screws and socket head setscrews.
- Recommended seating torque values for locknuts:
 - for prevailing torque locknuts - use 65% of grade 5 torques.
 - for flange whizlock nuts and screws - use 135% of grade 5 torques.
- Unless otherwise noted on assembly drawings, all torque values must meet this specification.

Common Hardware Types

Hex Head Capscrew



Washer



Carriage Bolt



Hex Nut

Wrench & Fastener Size Guide

1/4" Bolt or Nut Wrench—7/16"	5/16" Bolt or Nut Wrench—1/2"	3/8" Bolt or Nut Wrench—9/16"	7/16" Bolt or Nut Wrench (Bolt)—5/8" Wrench (Nut)—11/16"	1/2" Bolt or Nut Wrench—3/4"
M6 Bolt or Nut Wrench—10mm	M8 Bolt or Nut Wrench—13mm	M10 Bolt or Nut Wrench—17mm	M12 Bolt or Nut Wrench—19mm	M14 Bolt or Nut Wrench—22mm

