



Parts Manual

Mfg. No: 5901236
F800X Series (F800XBV31)

5600553 - 61" EZ Dump XL 14 cu. ft. Hopper (F/S800X).....

5901237 - 61" Mower Deck (F800X/61).....

5901238 - 72" Mower Deck (F800X/72).....

5600836 - 800X Snowblower 60" w/ Weights (For Gasoline Models).....

5600837 - 800X Broom, 60" w/ Weights (For Gasoline Models).....

Not For
In Reproduction

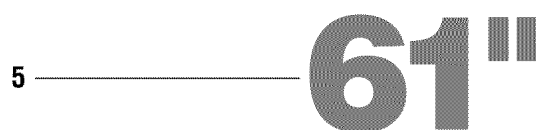


Model Components	Page
Decal Group - Branding Decals - S/N: 2016558252 & Below.....	4
Decal Group - Branding Decals - S/N: 2016558253 & Above.....	6
Decal Group - Operational Decals (Gas Models).....	8
Decal Group - Safety Decals (USA Models).....	10
Electrical Schematic - Charging Circuit.....	12
Electrical Schematic - Cranking Circuit.....	14
Electrical Schematic - Ignition/Operator Presence.....	16
Electrical Schematic - PTO Clutch Circuit.....	18
Engine & PTO Group - Briggs & Stratton.....	20
EVAP Canister Group (Gas Models) - S/N 2016816349 & Below.....	24
EVAP Group (Gas Models) - S/N : 2016816350 & Above.....	26
Fuel Hose & Tank Replacement Parts (Gas Models).....	28
Fuel Tank & Hood Group (Gas Models).....	30
Hydraulic Group (Gas Models).....	34
Instrument Control Panel Group.....	36
Motion Control Group.....	38
Operator Compartment Group.....	42
Parking Brake Group.....	46
Pump Drive Group (Gas Models).....	48
Seat Replacement Parts.....	50
Tail Wheel Mount Group.....	52
Traction Assisst & Imp Mnt Group.....	54
Wheel & Tire Group.....	56
61" Mower Deck - Deck Lift Group.....	58
61" Mower Deck - Front Frame Group.....	62
61" Mower Deck - Hanger Chains Group.....	64
61" Mower Deck - Housing, Covers, Spindles & Blades Group - Side Discharge.....	66
61" Mower Deck - Pulleys, Belts & Idler Arm Group.....	68
61" Mower Deck - Puller Bar Group.....	70
61" Mower Deck - Rollers & Casters Group.....	72
Spindle Service Parts - 5100993.....	74
72" Mower Deck - Deck Lift Group.....	76
72" Mower Deck - Front Frame Group.....	80
72" Mower Deck - Hanger Chains Group.....	82
72" Mower Deck - Housing, Covers, Spindles & Blades Group.....	84
72" Mower Deck - Pulleys, Belt & Idler Arm Group.....	86
72" Mower Deck - Pusher Bars Group.....	88
72" Mower Deck - Rollers Group.....	90
Torque Specification Chart.....	92

Decal Group - Branding Decals - S/N: 2016558252 & Below

Note: Unless noted otherwise, use the standard torque specifications

Mfg. No: 5901236

5302211



Decal Group - Branding Decals - S/N: 2016558252 & Below

REF NO	PART NO	QTY	DESCRIPTION
1	5100850	1	DECAL, FERRIS, SHIELD
2	5102615	1	DECAL, F800X
3	5102616	1	DECAL, LH STRIPE, F800X
4	5102617	1	DECAL, RH STRIPE, F800X
5	5022813	1	DECAL, 61
6	5102210	1	DECAL, iCD CUTTING SYSTEM

Not For InReproduction

Decal Group - Branding Decals - S/N: 2016558253 & Above


Note: Unless noted otherwise, use the standard torque specifications

Mfg. No: 5901236

5302211



1



2



3



4



5

61"



6



Decal Group - Branding Decals - S/N: 2016558253 & Above

REF NO	PART NO	QTY	DESCRIPTION
1	5104767	1	DECAL, FERRIS LOGO, XL
2	5104766	1	DECAL, MODEL, F800X
3	5104047	1	DECAL, F800X STRIPE, LH (2014)
4	5104046	1	DECAL, F800X STRIPE, RH (2014)
5	5022813	1	DECAL, 61
6	5102210	1	DECAL, iCD CUTTING SYSTEM

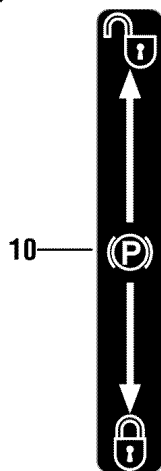


Not For In Reproduction

Decal Group - Operational Decals (Gas Models)

Note: Unless noted otherwise, use the standard torque specifications

Mfg. No: 5901236

5301541A



ATTACHMENT REMOVAL AND INSTALLATION

See your operator's manual for more information on removing and installing an attachment.

POSITIONING THE MOWER DECK FOR SERVICE

- Lower the actuator until you hear a ratcheting noise.
- Move the cutting height adjustment pin to the lowest cutting position.
- Remove the pin with pliers (B, Figure 1) from the attachment lift arms (A).
- Retract the actuator completely.
- If you are not removing the mower deck, proceed to Positioning the Mower Deck for Operation.

ATTACHMENT REMOVAL

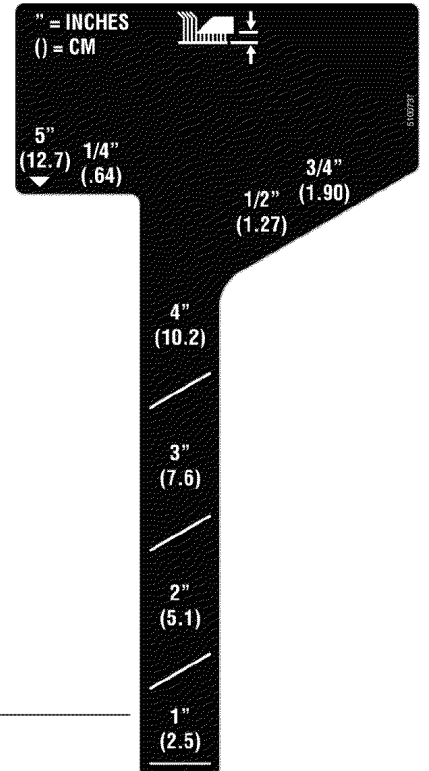
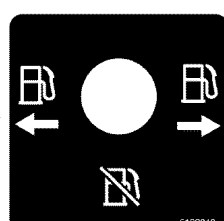

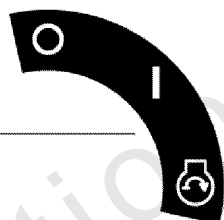
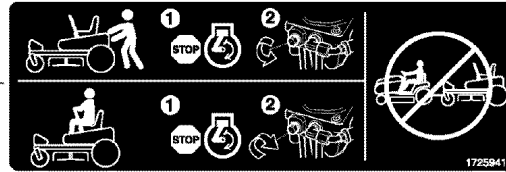
- Disconnect the two (2) spring pins (C) from the tractor connection point (F).
- Raise the deck until the four wheels contact the ground.
- Reinstall the pins with lanyards through the rear hole of the attachment latches (D).
- Chock the actuator until the load is removed from the actuator.
- Raise the seat and disconnect the actuator wire harness (A, Figure 2) on the right side of the machine by rotating the connector (B) and pulling apart.
- Pull the mower deck end of the actuator wire harness from the tractor.
- Disconnect the drive shaft.
- Pull the deck attachment lever (E, Figure 1) up and back, back the tractor away from the mower deck.

ATTACHMENT INSTALLATION

- Push the pins with lanyards (B, Figure 1) from the rear holes of the attachment latches (D).
- Raise the tractor onto the mower deck.
- Push the deck attachment lever (E) forward and down. Make sure the attachment latches lock fully.
- Reconnect the actuator to the tractor.
- Reconnect the actuator wire harness (A, Figure 2) to the main harness of the tractor.
- Reconnect the drive shaft.
- Retract the actuator completely.
- Reconnect the two (2) spring pins (C, Figure 1) to the tractor.

POSITIONING THE MOWER DECK FOR OPERATION

- Extend the actuator fully.
- Insert the pins with lanyards into the attachment lift arms (A).
- Reconnect the cutting height adjustment pin to the desired cutting height.
- Retract the actuator until the contact is made with the cutting height adjustment pin.



HYDRAULIC OIL RESERVOIR

USE EITHER:
MOBIL 1™
15W-50 OIL
- OR -
CASTROL SYNTEC™
5W-50 OIL

DO NOT USE CONVENTIONAL OILS!

Charge Circuit	Actuator	Accessory	Auxiliary
20A	30A	20A	20A
Main 40A	Spare 20A	PTO Clutch 20A	Fuel Solenoid 10A

Belts & Blades

Tractor	
Pump Drive Belt	5101248
PTO Drive Belt	5101179
61" Mower	
Deck Drive Belt	5021854
Mower Blade	5020842

Decal Group - Operational Decals (Gas Models)

REF NO	PART NO	QTY	DESCRIPTION
1	5101734	1	DECAL, ATTACHMENT, S800X
2	5101990	1	DECAL, CZT HYRDO RELEASE
3	5048970	1	DECAL, IGNITION CONTROL
4	5101733	1	DECAL, CONTROL PANEL, S800X
5	5100737	1	DECAL, DECK HEIGHT, OUT FRONT MOWER
6	5100342	1	DECAL, FUEL VALVE
7	5101788	1	DECAL, FUSE LOCATION, S800X
8	5048454	1	DECAL, Oil Reservoir
9	5103192	1	DECAL, BELT AND BLADE, S800X -(S/N: 2014013369 & Above)
9	5101789	1	DECAL, BELT AND BLADE, S800X -(S/N: 2014013368 & Below)
10	5102628	1	DECAL, PARKING BRAKE SYMBOLS



Not For InReproduction

Decal Group - Safety Decals (USA Models)

Note: Unless noted otherwise, use the standard torque specifications

Mfg. No: 5901236

5301541B



<p>WARNING</p> <p>Avoid serious injury or death</p> <ul style="list-style-type: none"> Read operator's manual before using the product. Do NOT operate this machine unless you are trained. Know the location and function of all controls. Keep safety devices (guards, shields, sensors, etc.) in place and working. Remove objects that could be thrown by the blades. Be sure blades and engine are stopped before picking levers or fuel tank blades. When leaving machine, shut off, remove key and set parking brake. <p>Fire Hazard</p> <p>Gasoline is flammable. Debris is combustible.</p> <ul style="list-style-type: none"> Allow engine to cool for at least 3 minutes before refueling. Keep unit cleared of debris. This equipment may create sparks that can start fires around dry vegetation. A spark arrester may be required. Contact local fire agencies for regulations relating to fire prevention requirements. 	<p>DANGER</p> <p>Amputation hazard</p> <p>Rotating blades cut off arms and legs. Shut the mower when children or others are near.</p> <ul style="list-style-type: none"> Do not carry clients (especially children) even with the blades off. They may fall off or return for another ride when you are not expecting it. Lock down, behind and to the side before changing direction. <p>Loss of control and roll-over hazard</p> <p>Operating on slopes can be hazardous and cause loss of control and roll-overs.</p> <ul style="list-style-type: none"> Avoid sudden turns or rapid speed changes. Reduce speed and use extreme caution on slopes. Do across slopes, NOT up and down. Do not operate on slopes over 15 degrees. If machine slips, forward motion on a slope, slow the blades and drive slowly off the slope. 	<p>Water, retaining walls and drop-off hazards</p> <p>When dropping over edges may result in serious injury, death or drowning.</p> <ul style="list-style-type: none"> Do NOT operate near water, retaining walls or drop-offs. Clear a minimum of two mower widths of clearance around these hazards. <p>Wet or soft slope hazard</p> <p>Wet or soft slopes can cause sliding and loss of control.</p> <ul style="list-style-type: none"> Do NOT operate on slopes when grass is wet. Do NOT operate on slopes when soil is soft (such as after heavy rains).
--	--	--

1

DANGER

Amputation and thrown objects hazard

- Keep hands and feet away from deck.
- Do not operate mower unless discharge chute or entire grass catcher is in its proper place.

2

The operator's manual is available in Spanish. La manual del operador está disponible en Español.

3

WARNING

PINCH POINT

To avoid a pinch injury, keep fingers and hands clear of this area while raising the attachment.

4

WARNING

AVOID SERIOUS INJURY OR DEATH FROM ROLL OVER:

Keep roll bar in the raised position and use seat belt.

THERE IS NO ROLL OVER PROTECTION WHEN THE ROLL BAR IS DOWN

Lower the roll bar only when necessary and NEVER remove it.

Do NOT use seat belt when the roll bar is down.

Raise the roll bar as soon as clearance permits.

Do NOT jump off if mower tips.

Read and follow all operating instructions and warnings in the operator's manual.

CAUTION

ROLL OVER PROTECTIVE STRUCTURE

To maintain operator protection and roll bar certification:

Replace a damaged roll bar, do NOT attempt to repair or modify.

Any alteration of the roll bar must be approved by the manufacturer.

DO NOT exceed the machine weight rating of the roll bar.

3-18427

WARNING

LOW OVERHANGING OBSTACLES HAZARD

Check for overhead clearances before driving under any objects. Do NOT allow roll bar to contact low overhanging obstacles, such as tree branches and guide wires.

5

WARNING

Avoid serious injury or death from rollover.

Do not operate without the rollbar installed and operational.

6

7

WARNING

Amputation and Pinch Point Hazard

To avoid injury from rotating parts, stay clear of parts and keep all shields and guards in place.

8

WARNING

HOT SURFACES

9

Decal Group - Safety Decals (USA Models)

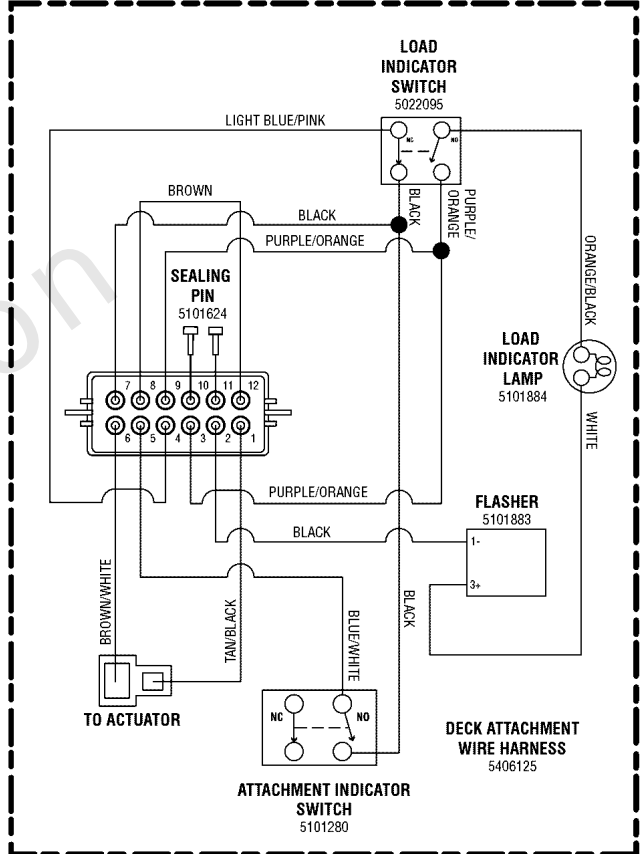
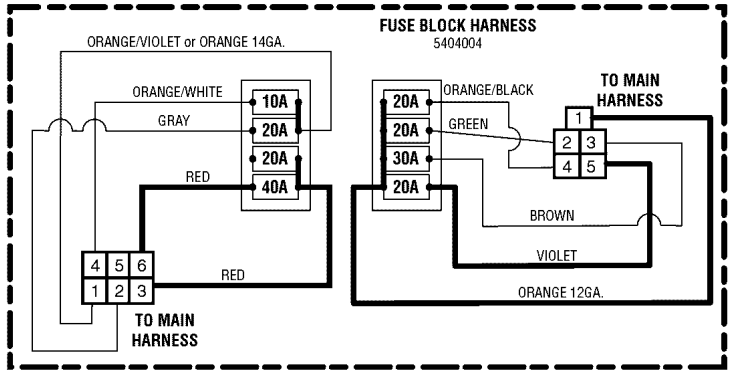
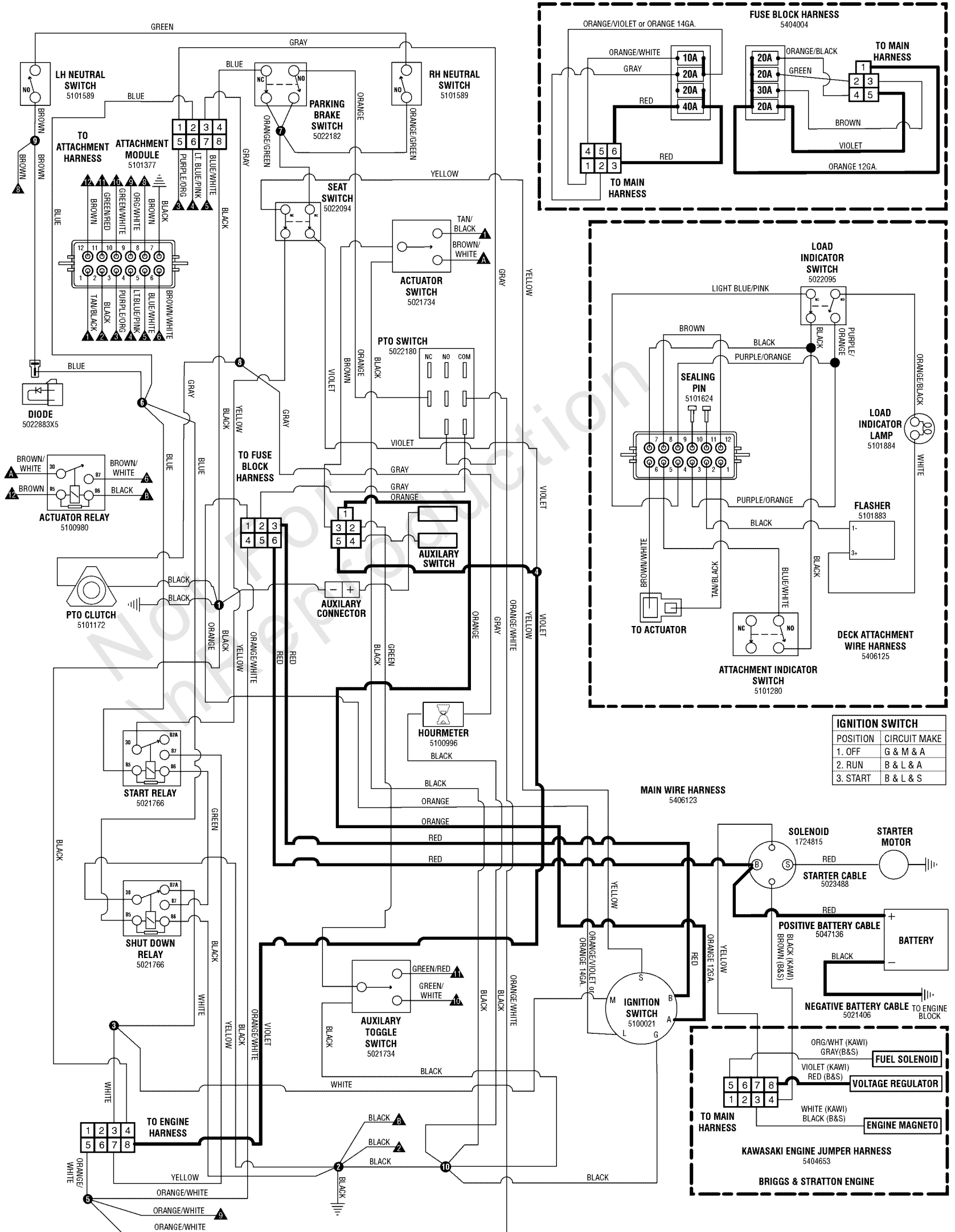
REF NO	PART NO	QTY	DESCRIPTION
1	5600634	1	DECAL ASSEMBLY, MAIN SAFETY, 800X (SV) -5103595 & 5103609
2	7101665	2	DECAL, DANGER DO NOT OPERATE W/O DEFLECT
3	5103619	1	DECAL, MANUAL AVAIL IN SPANISH
4	5101786	2	DECAL, PINCH POINT, S800X
5	5100405	1	DECAL, WARNING OVERHANG, ROPS
6	5100683	2	DECAL, WARNING, ROLL BAR
7	-----	1	ORDER PART NUMBERS 5104082 & 5104083
8	5103184	2	DECAL, WARNING, HAND IN BELT, ENG
9	7105034	1	DECAL, WARNING, HOT SURFACES -(Diesel Models Only)

Not For InReproduction

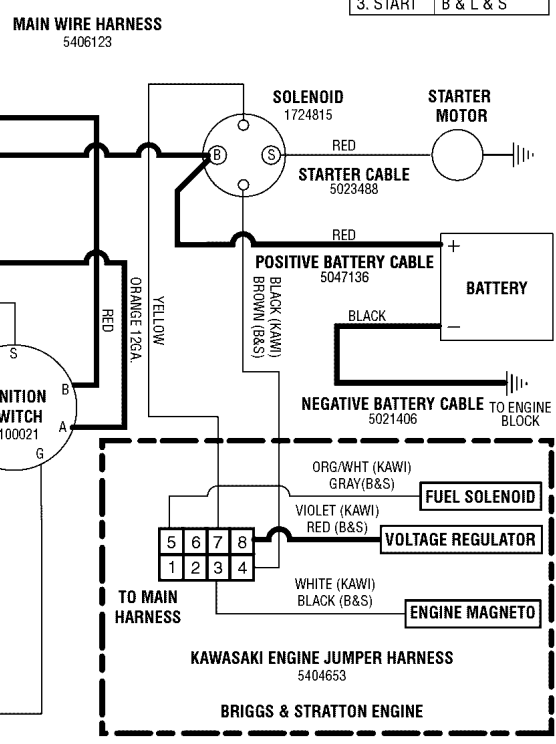
Electrical Schematic - Charging Circuit

Note: Unless noted otherwise, use the standard torque specifications

Mfg. No: 5901236



IGNITION SWITCH	
POSITION	CIRCUIT MAKE
1. OFF	G & M & A
2. RUN	B & L & A
3. START	B & L & S



Electrical Schematic - Charging Circuit

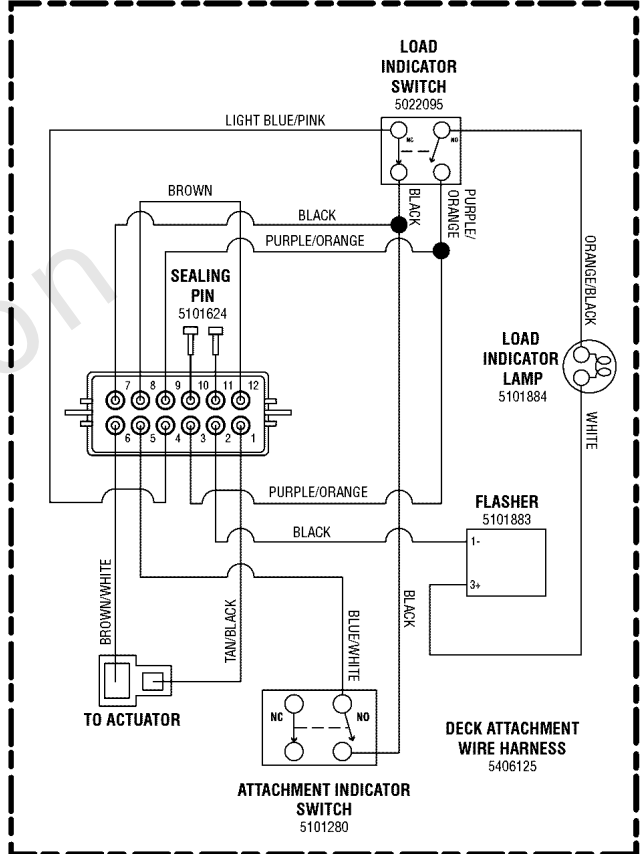
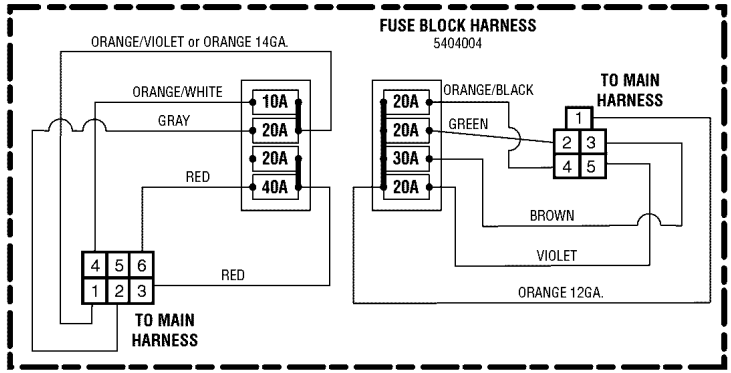
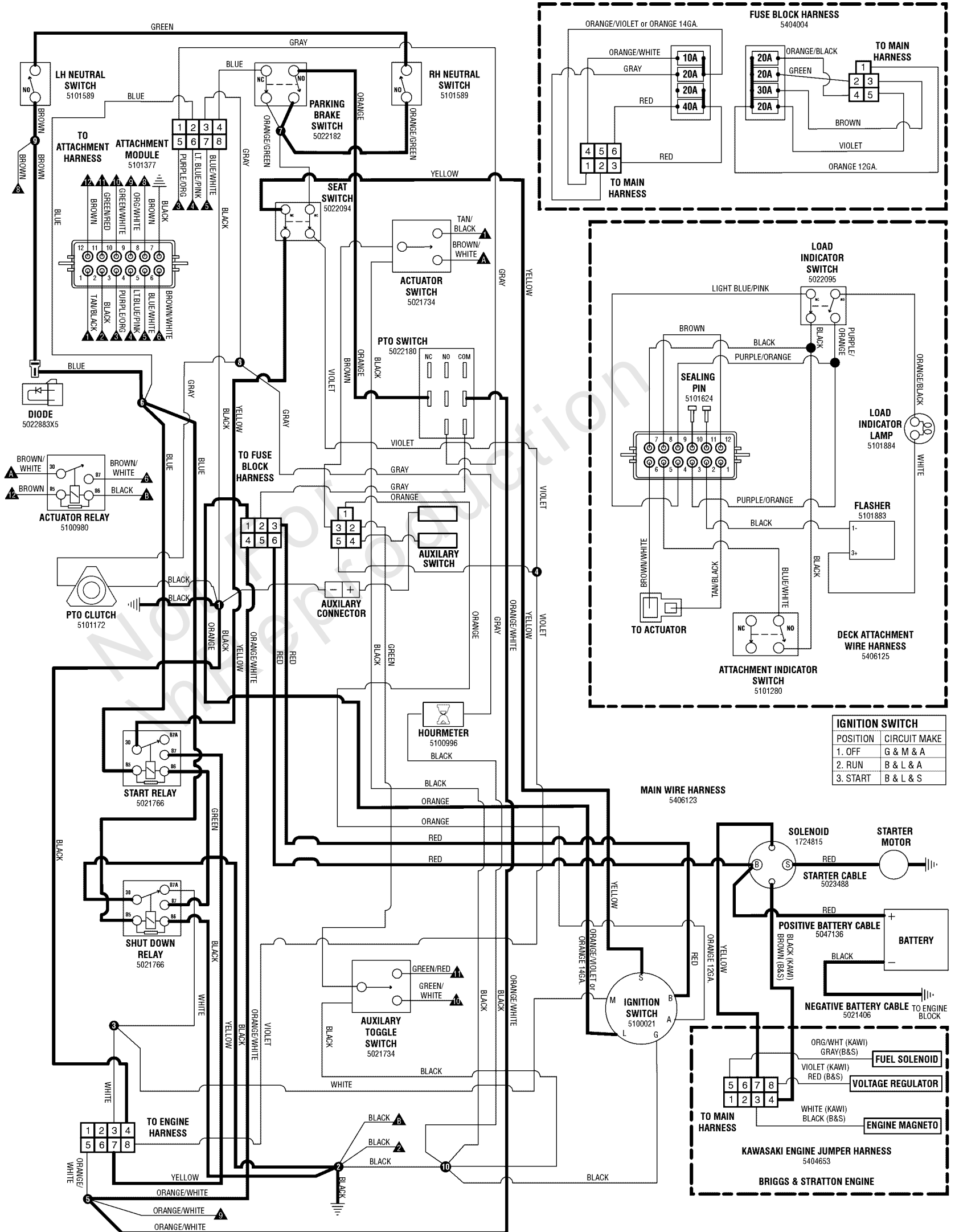
REF NO	PART NO	QTY	DESCRIPTION
--------	---------	-----	-------------

Not For In Reproduction

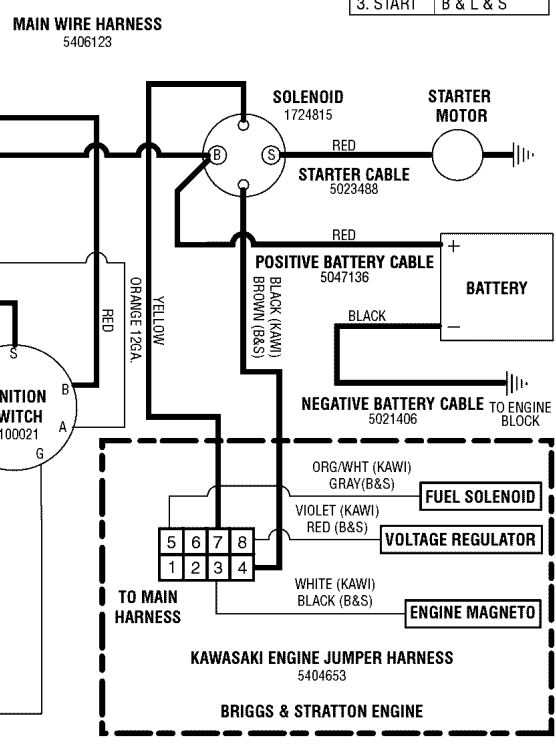
Electrical Schematic - Cranking Circuit

Note: Unless noted otherwise, use the standard torque specifications

Mfg. No: 5901236



IGNITION SWITCH	
POSITION	CIRCUIT MAKE
1. OFF	G & M & A
2. RUN	B & L & A
3. START	B & L & S



Electrical Schematic - Cranking Circuit

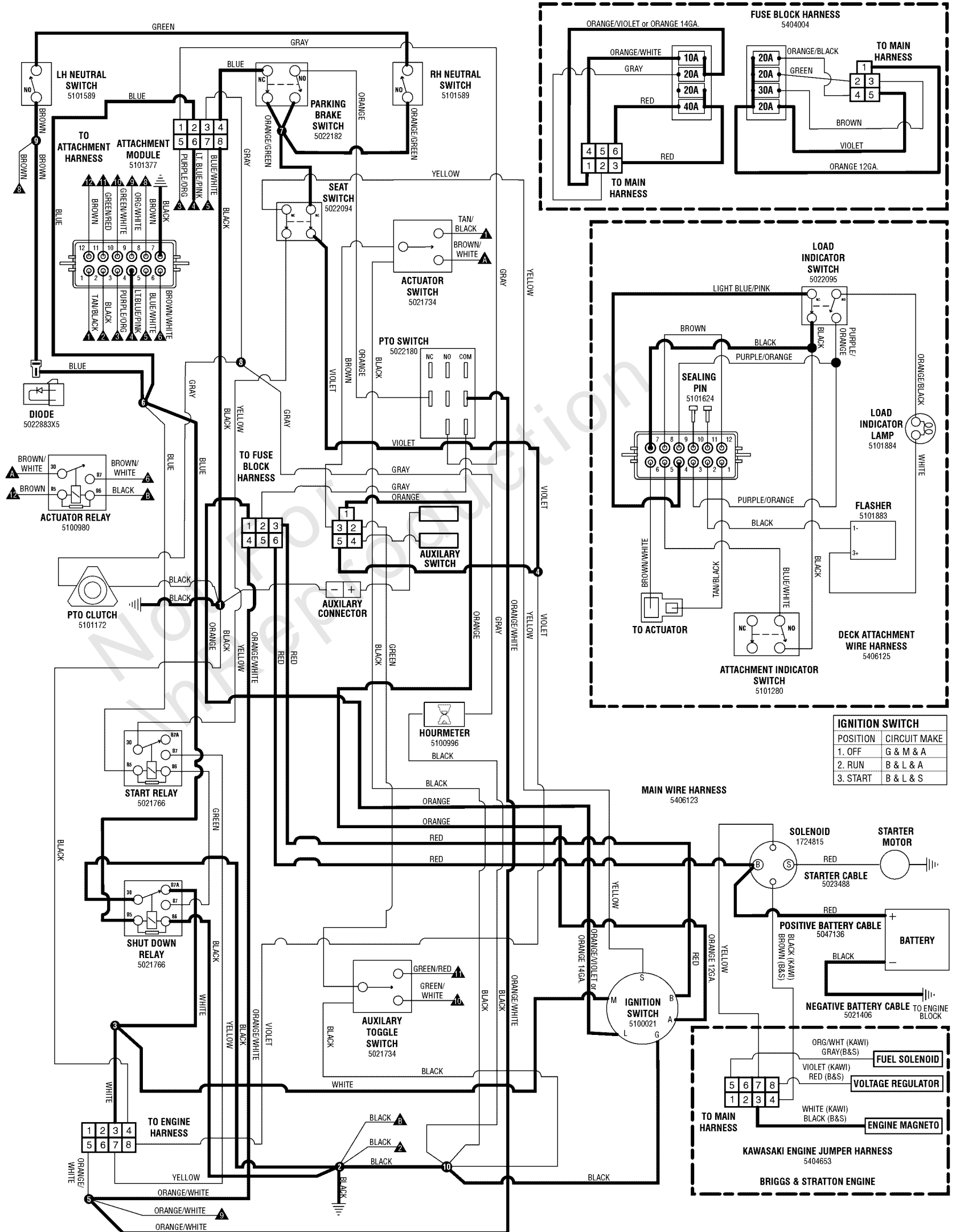
REF NO	PART NO	QTY	DESCRIPTION
--------	---------	-----	-------------

Not For In Reproduction

Electrical Schematic - Ignition/Operator Presence

Note: Unless noted otherwise, use the standard torque specifications

Mfg. No: 5901236



IGNITION SWITCH	
POSITION	CIRCUIT MAKE
1. OFF	G & M & A
2. RUN	B & L & A
3. START	B & L & S

Electrical Schematic - Ignition/Operator Presence

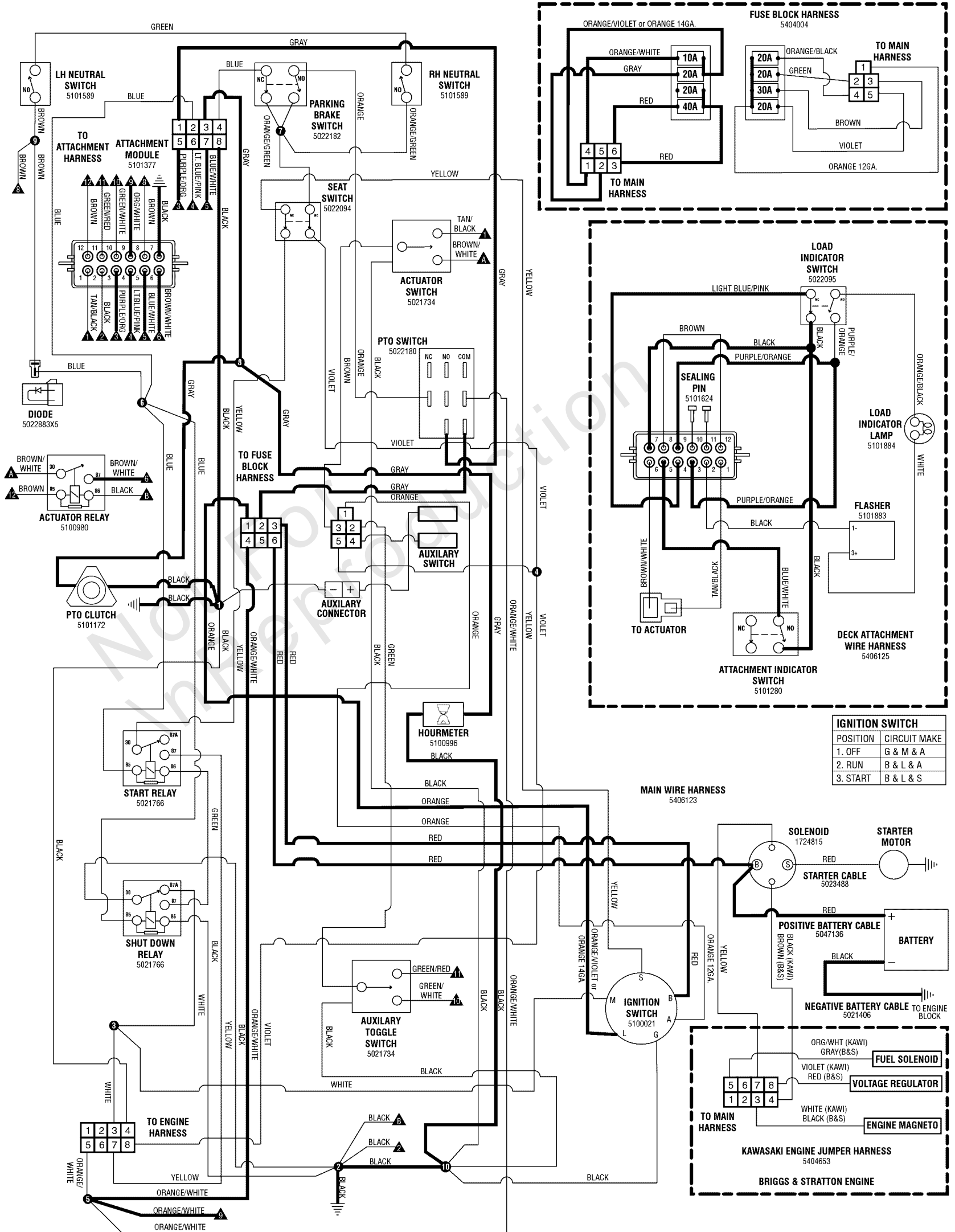
REF NO	PART NO	QTY	DESCRIPTION
--------	---------	-----	-------------

Not For In Reproduction

Electrical Schematic - PTO Clutch Circuit

Note: Unless noted otherwise, use the standard torque specifications

Mfg. No: 5901236



Electrical Schematic - PTO Clutch Circuit

REF NO	PART NO	QTY	DESCRIPTION
--------	---------	-----	-------------

Not For In Reproduction

Engine & PTO Group - Briggs & Stratton

Note: Unless noted otherwise, use the standard torque specifications

Mfg. No: 5901236

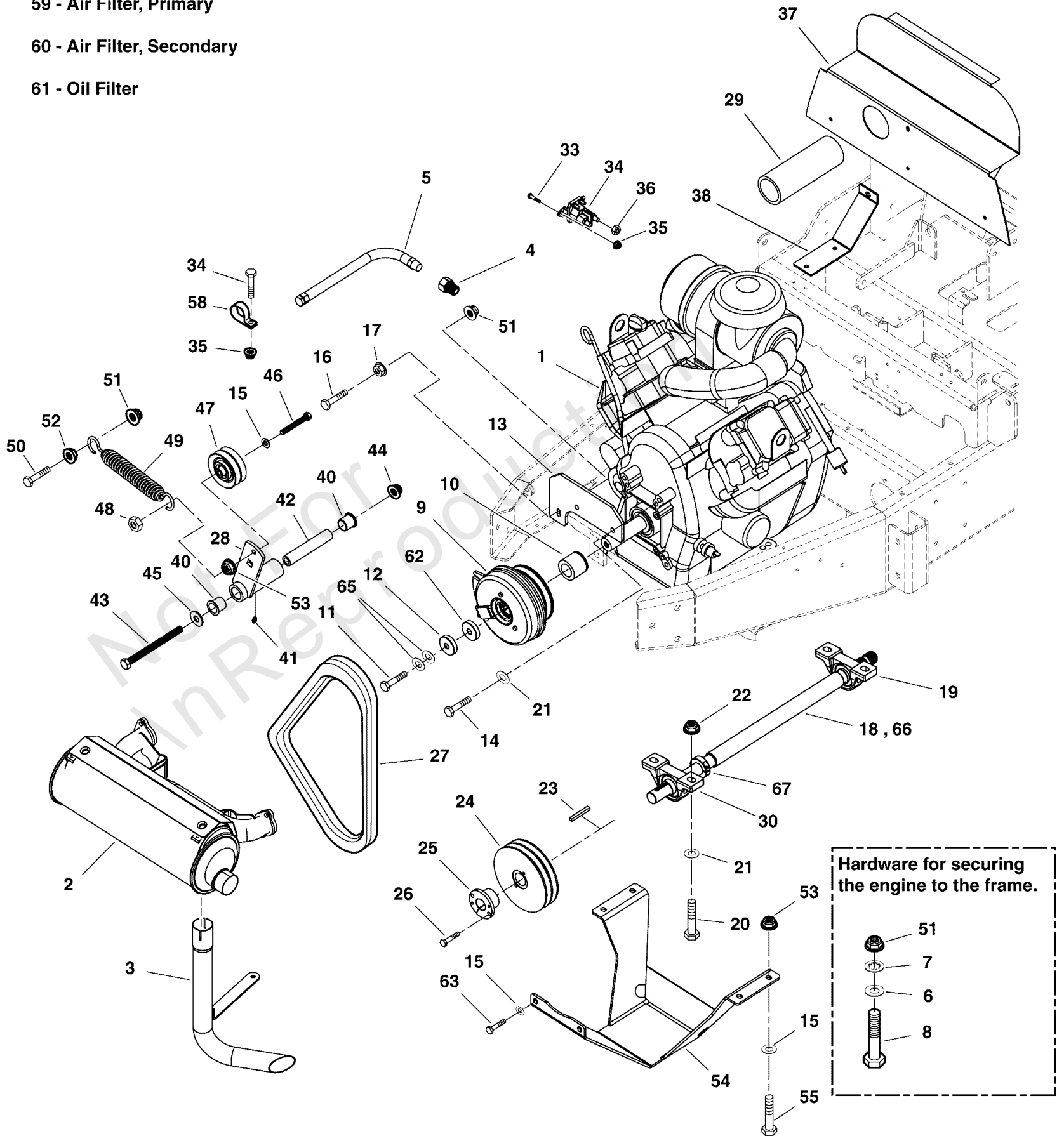
5303300

Briggs & Stratton Engine Service Parts

59 - Air Filter, Primary

60 - Air Filter, Secondary

61 - Oil Filter



Engine & PTO Group - Briggs & Stratton

REF NO	PART NO	QTY	DESCRIPTION
1	-----	1	ENGINE, HORIZONTAL, B&S
2	5101643	1	MUFFLER, VANGUARD
3	5101644	1	TAIL PIPE, VANGUARD
4	5100366	1	METRIC ADAPTER, M14-1.5" TO 3/8 NPTF
5	5048681	1	HOSE, OIL DRAIN
6	5025155	5	WASHER, 5/16" SAE
7	5025188	4	WASHER, 5/16" Internal Tooth Lock
8	5025011X18	4	BOLT, 5/16-18 X 2-1/4" GD5 YZ
9	5101172	1	CLUTCH, WARNER, OUT-FRONT
10	5101689	1	SPACER, 1.13 X 1.75 X .90, YZ
11	5102861	1	BOLT, CRANKSHAFT, 7/16 X 1-3/4
12	5102965	1	SPACER, .45 X 1.88 X .38
13	5403259B	1	PLATE, CLUTCH ANCHOR - RED
14	5025015X8	2	BOLT, 7/16-14 X 1, GD 5 YZ
15	5025156	9	WASHER, 3/8 SAE
16	5025011X30	1	BOLT, 5/16-18 X 3-3/4 GD5 YZ
17	5025139	2	NUT, 5/16-18 HEX SERRATED FLANGE (LARGE)
18	5101174	1	SHAFT, SPLINED END DRIVE, OUT-FRONT -(S/N: 2016520565 & Below)
19	5021095	1	BEARING, 1" Pillow Block
20	5025016X14	4	BOLT, 7/16-20 X 1-3/4" GD.5
21	5025381	6	WASHER, 7/16" GD9 YZ
22	5025094	4	NUT, 7/16-20 Hex Nylon Lock
23	5050407X16	1	KEY, 1/4" SQ. X 2.00"
24	5101182	1	PULLEY, 6.45" OD, DOUBLE A
25	5020819	1	BUSHING, Tapered Hub
26	5025010X8	2	BOLT, 1/4-20 X 1" GD5 CZ
27	5101179	1	BELT, A-SEC, 37.08 EL, ARAMID, RAW EDGE
28	5403427B	1	WELD, IDLER ARM - RED
29	5101736	1	HOSE, AIR INLET, 2 ID X 7 LONG
30	5103838	1	BEARING, 1", GRIP-IT, PILLOW BLOCK -(Torque set screws to 60 in. lbs.)
31	5101647	1	BATTERY CABLE, POSITIVE, 42" -(Not illustrated)
32	5044732	1	BATTERY CABLE, POS, 8, 1/4-5/16 -(Not illustrated)
33	1724815	1	SOLENOID-4 POLE 12 VOLT DC (TROMBETTA)
34	5025010X6	3	BOLT, 1/4"-20 X 3/4" GD5 YZ
35	5025126	4	NUT, Hex, Serrated Flange, 1/4-20
36	5025033	2	NUT, Hex, 5/16-24
37	5408504B	1	PLATE, HOOD BAFFLE, B&S 31 - RED
38	5404547B	1	BRACKET, BAFFLE SUPPORT - RED
39	5050831X8	1	1/4" Fuel Line, 8" Long -(Not illustrated)
40	5022250	2	BUSHING, FLANGE, 7/8" X 1" L
41	5020095	1	GREASE FITTING, 1/4-28 Straight
42	5045305	1	SLEEVE, A-ARM PIVOT - LONG
43	5025017X48	1	BOLT, 1/2-13 X 6" GD5 YZ
44	5025396	1	NUT, Hex Flange, Nylock, 1/2-13
45	5025150	1	WASHER, 1/2" USSZ
46	5025013X22	1	BOLT, 3/8-16 X 2-3/4" GD5 CZ
47	5022797	1	PULLEY, IDLER DOUBLE-A
48	5025100	1	NUT, Hex, Side Lock, 3/8-16

Engine & PTO Group - Briggs & Stratton

Note: Unless noted otherwise, use the standard torque specifications

Mfg. No: 5901236

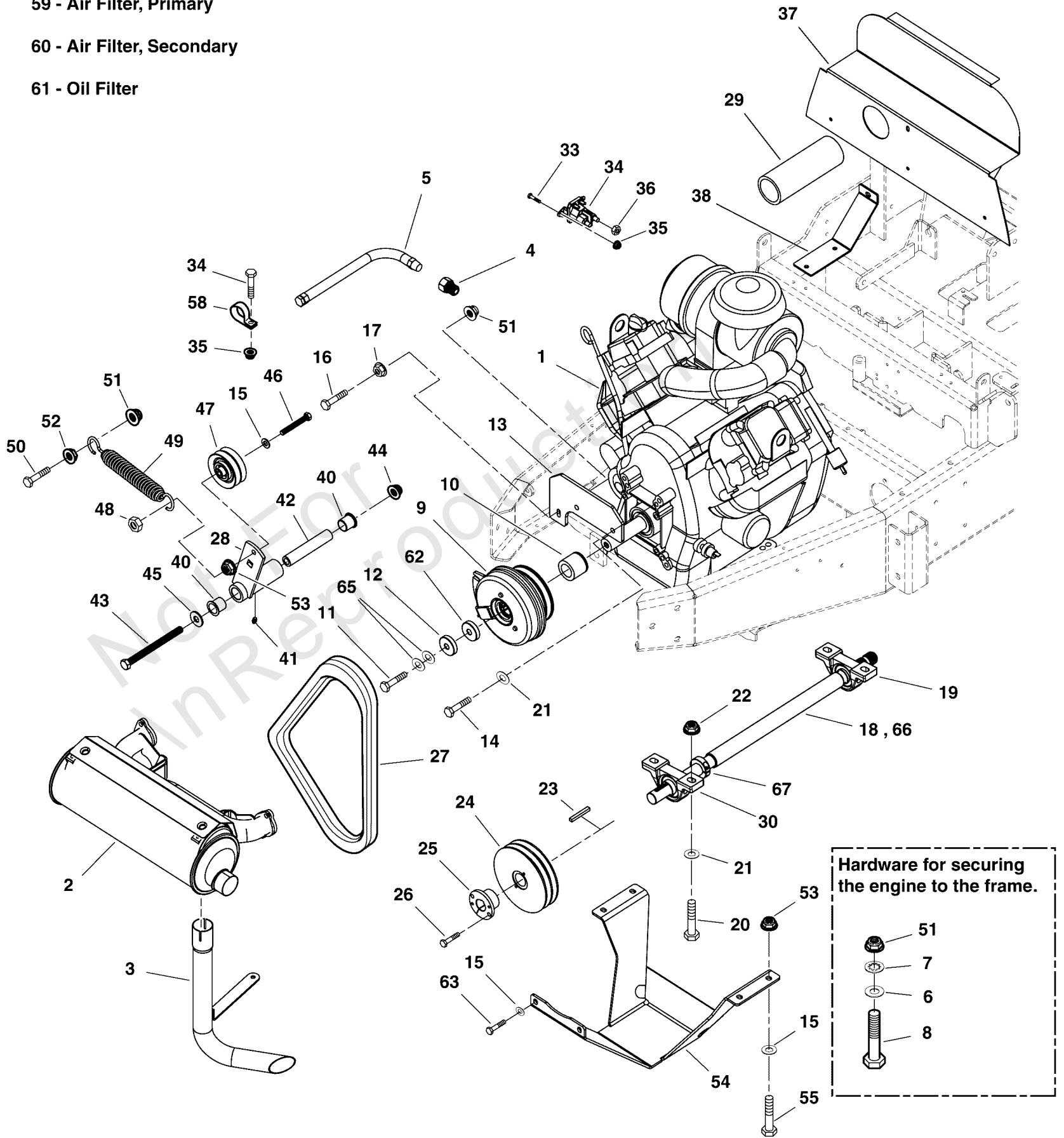
5303300

Briggs & Stratton Engine Service Parts

59 - Air Filter, Primary

60 - Air Filter, Secondary

61 - Oil Filter



Engine & PTO Group - Briggs & Stratton

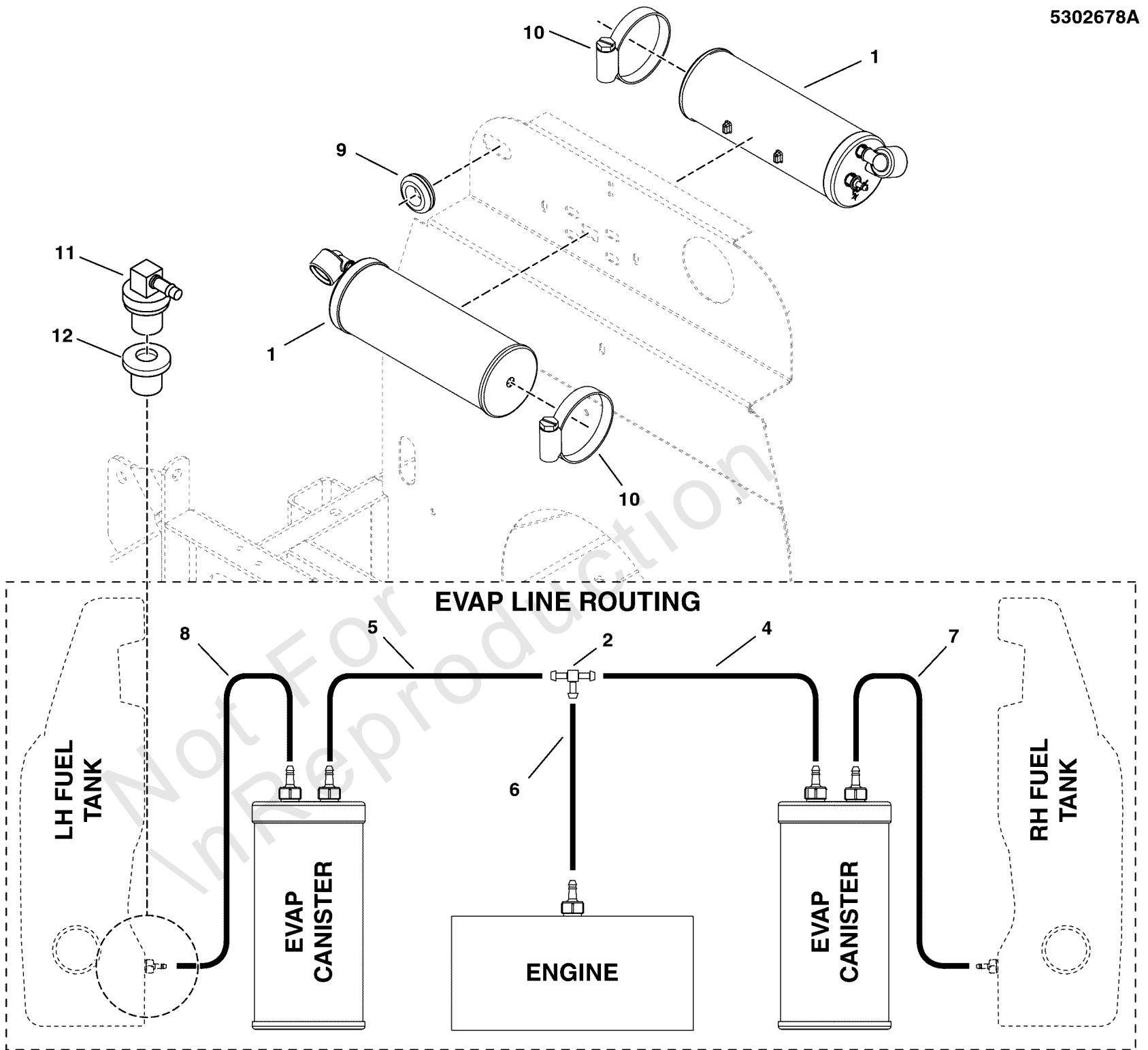
REF NO	PART NO	QTY	DESCRIPTION
49	5100633	1	SPRING-EXT, 1.25 ODX5.70LGX.142WR, BLK
50	5025011X10	1	BOLT, 5/16-18 X 1-1/4" GD5 YZ
51	5025392	5	NUT, 5/16-18 HEX NYLOCK FLANGE NUT
52	5025127	1	NUT, 5/16-18 HEX SERRATED FLANGE (SMALL)
53	5025394	7	NUT, 3/8 - 16 HEX NYLOCK FLANGE
54	5403258B	1	PLATE, SKID - RED
55	5025013X10	6	BOLT, 3/8-16 X 1-1/4" GD5 CZ
56	5022609X1	1	MUFFLER CLAMP, 1-1/2" -(Not illustrated)
57	5050927X29	1	WIRE LOOM, 3/8" ID X 29.00 IN -(Not illustrated)
58	5021500	1	CLAMP, VINYL INSULATED, 1.00
59	841497	1	FILTER, A/C Cartridge -(Not illustrated)
60	821136	1	FILTER, A/C Cartridge -(Not illustrated)
61	842921	1	FILTER, Oil -(Not illustrated)
62	5101694	1	SPACER, 1.13 X 1.5 X .41, YZ
63	5025013X8	2	BOLT, 3/8-16 X 1" GD5 CZ
64	5050927X34	1	WIRE LOOM, 3/8" ID X 34.00" -(Not illustrated)
65	5025585	2	BELLEVILLE WASHER, 1.1875 X .442 X .098
66	5104034	1	SHAFT, PUMP DRIVE, S800X -(S/N: 2016520566 & Above)
67	5020602	1	COLLAR, 1" Split -(S/N: 2016520565 & Below)

EVAP Canister Group (Gas Models) - S/N 2016816349 & Below

Note: Unless noted otherwise, use the standard torque specifications

Mfg. No: 5901236

5302678A



EVAP Canister Group (Gas Models) - S/N 2016816349 & Below

REF NO	PART NO	QTY	DESCRIPTION
1	313037	1	CNSTR, CARB, 9 GAL
2	5103062	1	FITTING, 3/16" TEE, BARB TYPE, HDPE
3	-----	1	DECAL, EPA CERT - 49 STATE -(Located on frame near Serial Tag)(Not illustrated)
4	7700552X15	1	HOSE, VAPOR, 5MM ID, 15.00 LG
5	7700552X1P5	1	HOSE, VAPOR, 5MM ID, 1.50 LG
6	7700552X18P5	1	HOSE, VAPOR, 5MM ID, 18.50 LG
7	7700552X42P5	1	HOSE, VAPOR, 5MM ID, 42.50 LG
8	7700552X39	1	HOSE, VAPOR, 5MM ID, 39.00 LG
9	5021379	1	GROMMET, 7/8"
10	1725617	1	CLAMP-HOSE WORM DR
11	770046	1	REMOTE VENT ASSEMBLY
12	209043	1	GROMMET (SV)

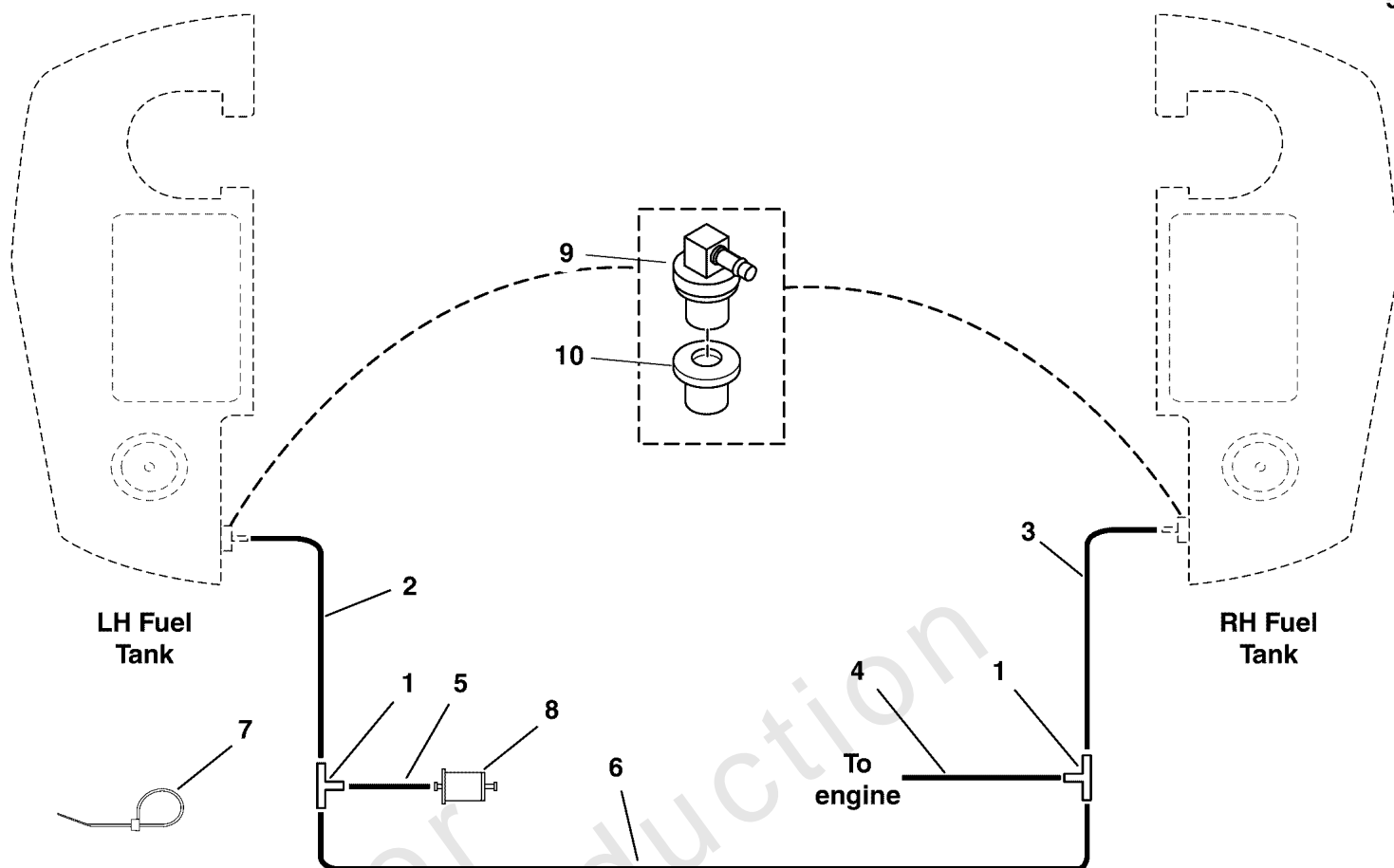
Not For In Reproduction

EVAP Group (Gas Models) - S/N : 2016816350 & Above

Note: Unless noted otherwise, use the standard torque specifications

Mfg. No: 5901236

5303793



EVAP Group (Gas Models) - S/N : 2016816350 & Above

REF NO	PART NO	QTY	DESCRIPTION
1	5103062	2	FITTING, 3/16" TEE, BARB TYPE, HDPE
2	7700552X33	1	HOSE, VAPOR, 5MM ID, 33.00 LG
3	7700552X24P5	1	HOSE, VAPOR, 5MM ID, 24.50 LG
4	7700552X9	1	HOSE, VAPOR, 5MM ID, 9.00 LG
5	7700552X2	1	HOSE, VAPOR, 5MM ID, 2.00 LG
6	7700552X7	1	HOSE, VAPOR, 5MM ID, 7.00 LG
7	5021030	4	TIE, SELF-LOCKING, 6"
8	80025019	1	FILTER, FUEL
9	770046	1	REMOTE VENT ASSEMBLY
10	209043	1	GROMMET (SV)

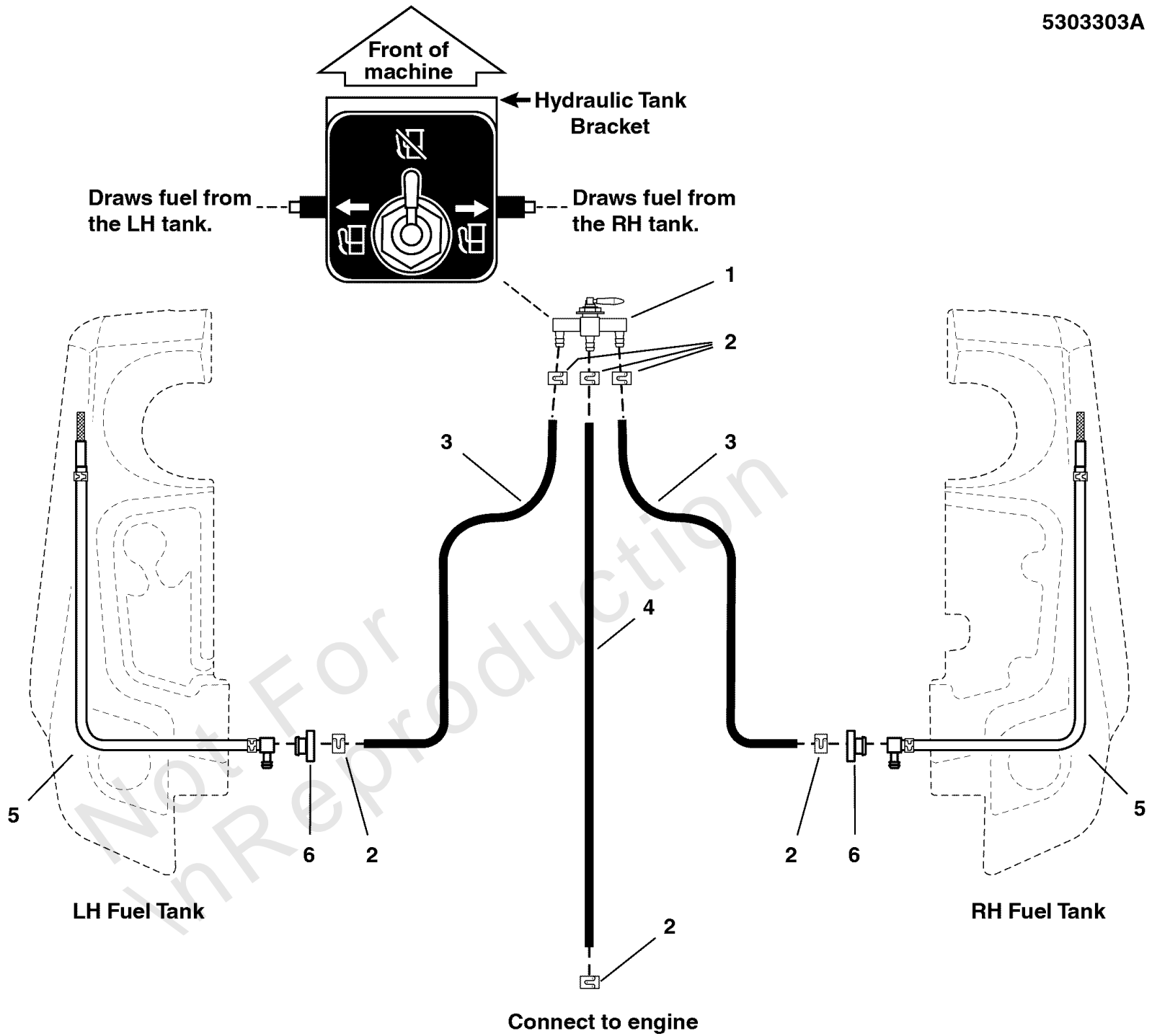
Not For In Reproduction

Fuel Hose & Tank Replacement Parts (Gas Models)

Note: Unless noted otherwise, use the standard torque specifications

Mfg. No: 5901236

5303303A



Fuel Hose & Tank Replacement Parts (Gas Models)

REF NO	PART NO	QTY	DESCRIPTION
1	5023358	1	VALVE, FUEL, STR. OUTLET
2	93807	6	CLAMP, HOSE, EXTERNAL, 1/2 - RED
3	5050831X27	2	HOSE, 1/4" FUEL, 27.00"
4	5050831X8	1	HOSE, 1/4 FUEL, 8.00"
5	5101402	1	PICKUP TUBE ASM, FUEL TANK, 23" (SV)
6	1726400	2	BUSHING-FUEL TANK RED RUBBER (SV)

Not For In Reproduction

Fuel Tank & Hood Group (Gas Models)

Note: Unless noted otherwise, use the standard torque specifications

Mfg. No: 5901236

Items not illustrated

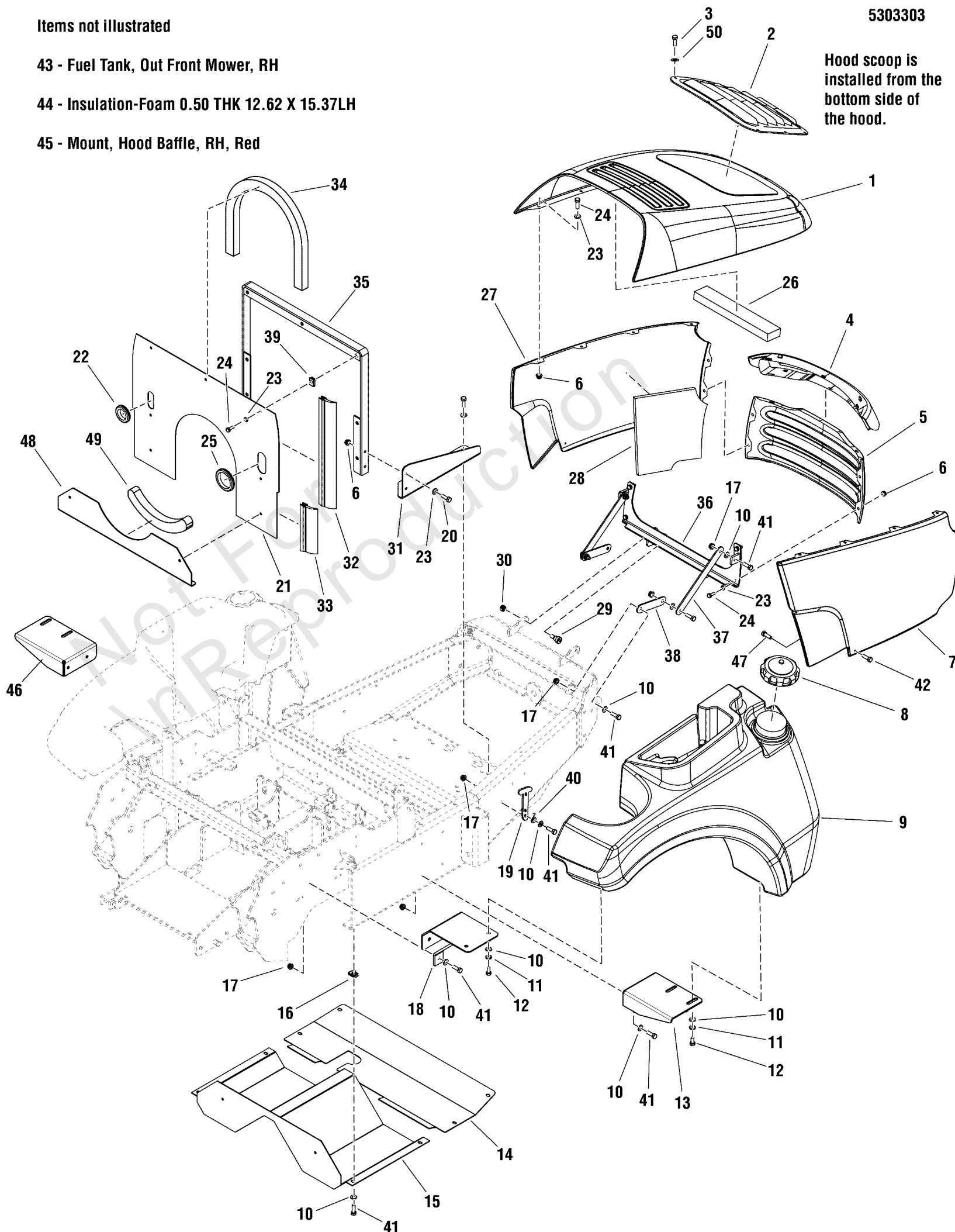
43 - Fuel Tank, Out Front Mower, RH

44 - Insulation-Foam 0.50 THK 12.62 X 15.37LH

45 - Mount, Hood Baffle, RH, Red

5303303

Hood scoop is installed from the bottom side of the hood.



Fuel Tank & Hood Group (Gas Models)

REF NO	PART NO	QTY	DESCRIPTION
1	5600713	1	HOOD, BOXED, F800X - FER RED (SV) -(5404654B)
2	5101768	1	SCOOP, HOOD, OUTFRONT MOWER
3	1675044	8	RIVET-POP:188 .429L AL,AL STEM.37HD DIA -(S/N: 2017288787 & Below)
3	5025622	8	POP RIVET, 3/16" X .575"(.251-.375GP)BLK -(S/N: 2017288787 & Above)(1/4 washer not required with this pop rivet)
4	5101777	1	MACHINED BLACK LENS, OUT FRONT MOWER
5	5101782B	1	GRILLE, PERF METAL, OUT FRONT MOWER - RED
6	5025391	24	NUT, 1/4-20 Hex Nylock Flange
7	1725822B	1	PANEL-SIDE, 18GA LEGACY - PLAIN
8	5103005	1	FUEL CAP, 3-1/2", MANAGED VENT OUT, 12"
9	5103175	1	FUEL TANK, OUT FRONT MOWER, LH
10	5025155	40	WASHER, 5/16" SAE
11	5025170	8	WASHER, 5/16 LOCK YZ
12	5025011X6	12	BOLT, 5/16-18 X 3/4 GD5
13	5404882B	1	WELD, TANK MOUNT, LH - RED
14	5405250B	1	PLATE, GUARD, PERFORATED - RED
15	5404561B	1	DEBRIS GUARD, PUMP - RED
16	5022308	8	BODY CLIP, 5/16-18 7GA. MATERIAL
17	5025392	18	NUT, 5/16-18 HEX NYLOCK FLANGE NUT
18	5404225B	2	MOUNT, FUEL TANK WELDMENT - FRONT - RED
19	2171600	1	STRAP,HOOD,BLACK RUBBERCLAMP, HOSE, 1.000 DIA.
20	5025010X8	2	BOLT, 1/4-20 X 1" GD5 CZ
21	5404539B	1	PLATE, HOOD BAFFLE, LOWER - RED
22	5021397	1	GROMMET, 1-1/4"
23	5025154	16	WASHER, 1/4 SAE -(Qty: 24 - S/N: 2017288787 & Below)
24	1960295	8	SCREW-HEX WZ LOCK FLNG 1/4-20X0.625 BLK
25	5100716	1	GROMMET, 2" ID
26	5101774	1	FOAM HOOD SEAL, OUT FRONT MOWER
27	1725821B	1	PANEL-SIDE, 18GA LEGACY - PLAIN
28	1727054	1	INSULATION-FOAM 0.50 THK 12.62 X 15.37RH
29	5025356	2	BOLT, 3/8-16 X 3/8", 1/2" SHOULDER
30	5025100	2	NUT, Hex, Side Lock, 3/8-16
31	5404537B	1	MOUNT, HOOD BAFFLE, LH - RED
32	5050923X14P75	2	SEAL, WIPER, CLIP ON, 14.75
33	5050926X6	2	SEAL, WIPER, CLIP ON, 6
34	5101773	1	SEAL, FLYWHEEL SCREEN, FOAM
35	5404544B	1	WELD., HOOD BAFFLE FRAME - RED
36	5404242B	1	WELD, HOOD MOUNT - RED
37	5404236B	2	LINK, HINGE, LONG - RED
38	5404235B	2	LINK, HINGE, SHORT - RED
39	5022665	8	BODY CLIP, 1/4-20 X 1/2" DEEP
40	1723168	1	HOOK-.125DIA WIRE GR CAT STRAP YELLOW
41	5025011X8	22	BOLT, 5/16-18 X 1" GRD5 YZ
42	1726044	2	BINDING POST #8-32X.500 INT THR BLK
43	5103174	1	FUEL TANK, OUT FRONT MOWER, RH -(Not Shown)
44	1727053	1	INSULATION-FOAM 0.50 THK 12.62 X 15.37LH -(Not Shown)
45	5404538B	1	MOUNT, HOOD BAFFLE, RH - RED -(Not Shown)

Fuel Tank & Hood Group (Gas Models)

Note: Unless noted otherwise, use the standard torque specifications

Mfg. No: 5901236

Items not illustrated

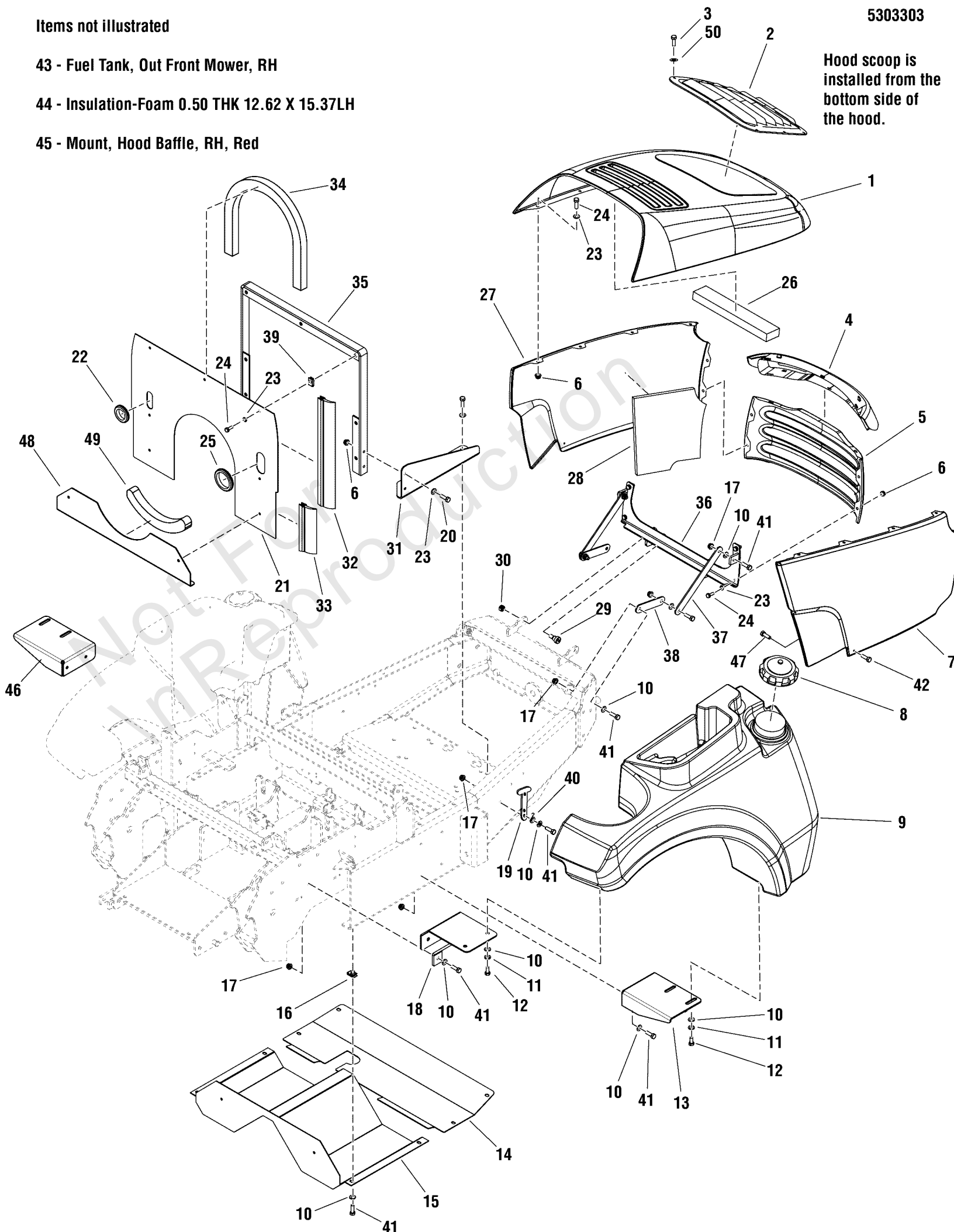
43 - Fuel Tank, Out Front Mower, RH

44 - Insulation-Foam 0.50 THK 12.62 X 15.37LH

45 - Mount, Hood Baffle, RH, Red

5303303

Hood scoop is installed from the bottom side of the hood.



Fuel Tank & Hood Group (Gas Models)

REF NO	PART NO	QTY	DESCRIPTION
46	5404883B	1	WELD, TANK MOUNT, RH - RED
47	2860707	2	SCREW-HEX SERR FLNG LK # 8-32X0.375 YEL
48	5405016B	1	PLATE HOOD BAFFLE, BOTTOM - RED
49	5101974	1	FOAM, ENGINE FAN SEAL, OUTFRONT, BOTTOM
50	5023499	8	WASHER, #10 SAE

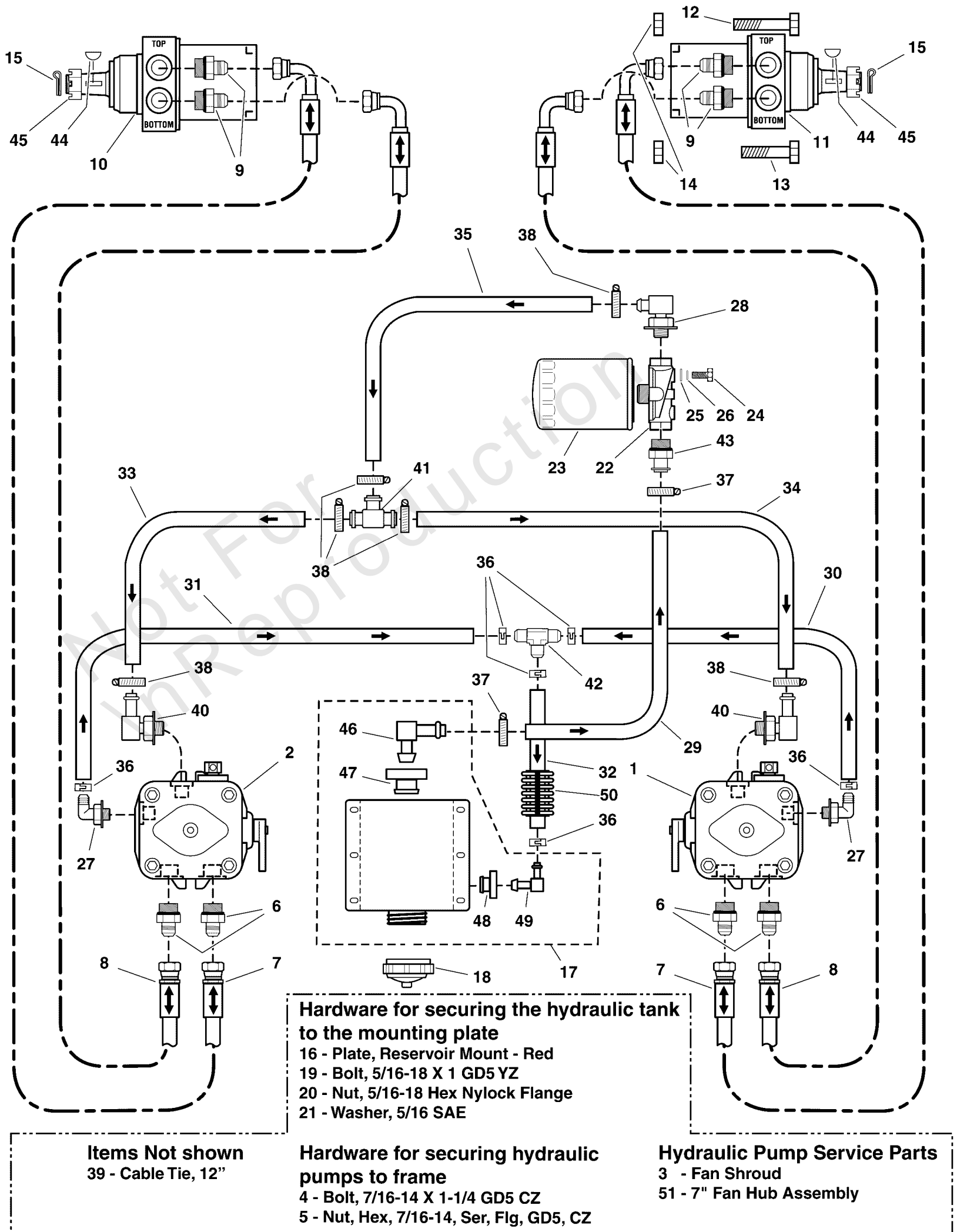
Not For In Reproduction

Hydraulic Group (Gas Models)

Note: Unless noted otherwise, use the standard torque specifications

Mfg. No: 5901236

5303301



Hydraulic Group (Gas Models)

REF NO	PART NO	QTY	DESCRIPTION
1	5101688	1	PUMP, 16CC, PR-2KBQ-GV1F-XXXX
2	5101687	1	PUMP, 16CC, PR-2HBQ-GV1F-XXXX
3	5100162	2	FAN SHROUD (SV)
4	5025015X10	4	BOLT, 7/16-14 X 1-1/4 GD5 YZ
5	5025533	4	NUT, HEX, 7/16-14, SER, FLG, GD5, YZ
6	5022633	4	FITTING, #8 O-RING X #8 JIC, STR
7	5022887	2	HOSE ASSEMBLY (33)
8	5102110	2	HYDRAULIC HOSE ASSEMBLY, 29"
9	5022634	4	FITTING, #10 O-RING X #8 JIC, STR
10	5102637	1	WHEEL MOTOR, LH, 17.1 CI
11	5102636	1	WHEEL MOTOR, RH, 17.1 CI
12	5025475	4	BOLT, 1/2-13 X 2-1/2, NYLON PATCH
13	5023481	4	BOLT, 1/2-13 X 2-1/4" w/ Loctite Patch
14	5025330	8	NUT, 1/2-13 Square
15	5025203X10	2	PIN, COTTER, 1/8" X 1-1/4"
16	5403636B	1	PLATE, RESERVOIR MOUNT - RED
17	5061712	1	HYDRAULIC OIL RESERVOIR, Complete
18	5100017	1	CAP, HYDRAULIC, SHIELDED VENT
19	5025011X8	6	BOLT, 5/16-18 X 1" GRD5 YZ
20	5025392	6	NUT, 5/16-18 HEX NYLOCK FLANGE NUT
21	5025155	6	WASHER, 5/16" SAE
22	5023096	1	FILTER HEAD, HYDRAULIC
23	1719168	1	FILTER, OIL
24	5025010X6	2	BOLT, 1/4"-20 X 3/4" GD5 YZ
25	5025154	2	WASHER, 1/4 SAE
26	5025169	2	WASHER, 1/4" Lock
27	5023267	2	ADAPTER, 90 DEG. 9/16 - 3/8 BARB
28	5100370	1	FITTING, 9/16 O-RING-1/2" HOSE, 90 DEG
29	5050933X18	1	HOSE, 5/8" PUSH-ON, 18.00"
30	5050860X11	1	HOSE, 3/8" PUSH-LOCK, 11.00"
31	5050860X30	1	HOSE, 3/8" PUSH-LOCK, 30"
32	5050860X28	1	HOSE, 3/8" PUSH-LOCK, 28.00"
33	5050857X27	1	HOSE, 1/2" PUSH-ON, 27.00"
34	5050857X12	1	HYDRAULIC HOSE, Cooler To Reservoir
35	5050857X5P5	1	HOSE, 1/2" X 5.5" PUSH LOCK
36	5023268	6	CLAMP, Hose
37	5021164	2	CLAMP, #10 HOSE, STAINLESS
38	5021392	6	CLAMP, #6 HOSE, STAINLESS
39	5021029	7	TIE, SELF-LOCKING, 12"
40	5102498	2	FITTING, EXTRA LG, 90, 1/2 TUBE - 3/4-16
41	5101693	1	FITTING, BEADED TEE, 1/2 X 1/2 X 1/2, YZ
42	5022920	1	FITTING, TEE, 3/8" Hose
43	5100678	1	FITTING, STRAIGHT, HYD #12618
44	5022042X2	2	KEY, WOODRUFF, #1008, 5/16 X 1
45	5022042X3	2	NUT, CASTLE, 1-20
46	5023119	1	FITTING, ELBOW, 5/8" (SV)
47	5023121	1	GROMMET (SV)
48	1726400	1	BUSHING-FUEL TANK RED RUBBER (SV)
49	5023118	1	FITTING, ELBOW, 3/8" (SV)
50	5050861X6	1	WIRE LOOM, 5/8 ID, 6" LONG
51	5022571X1	2	7" FAN HUB ASSEMBLY, HYDROGEAR #70811




Instrument Control Panel Group

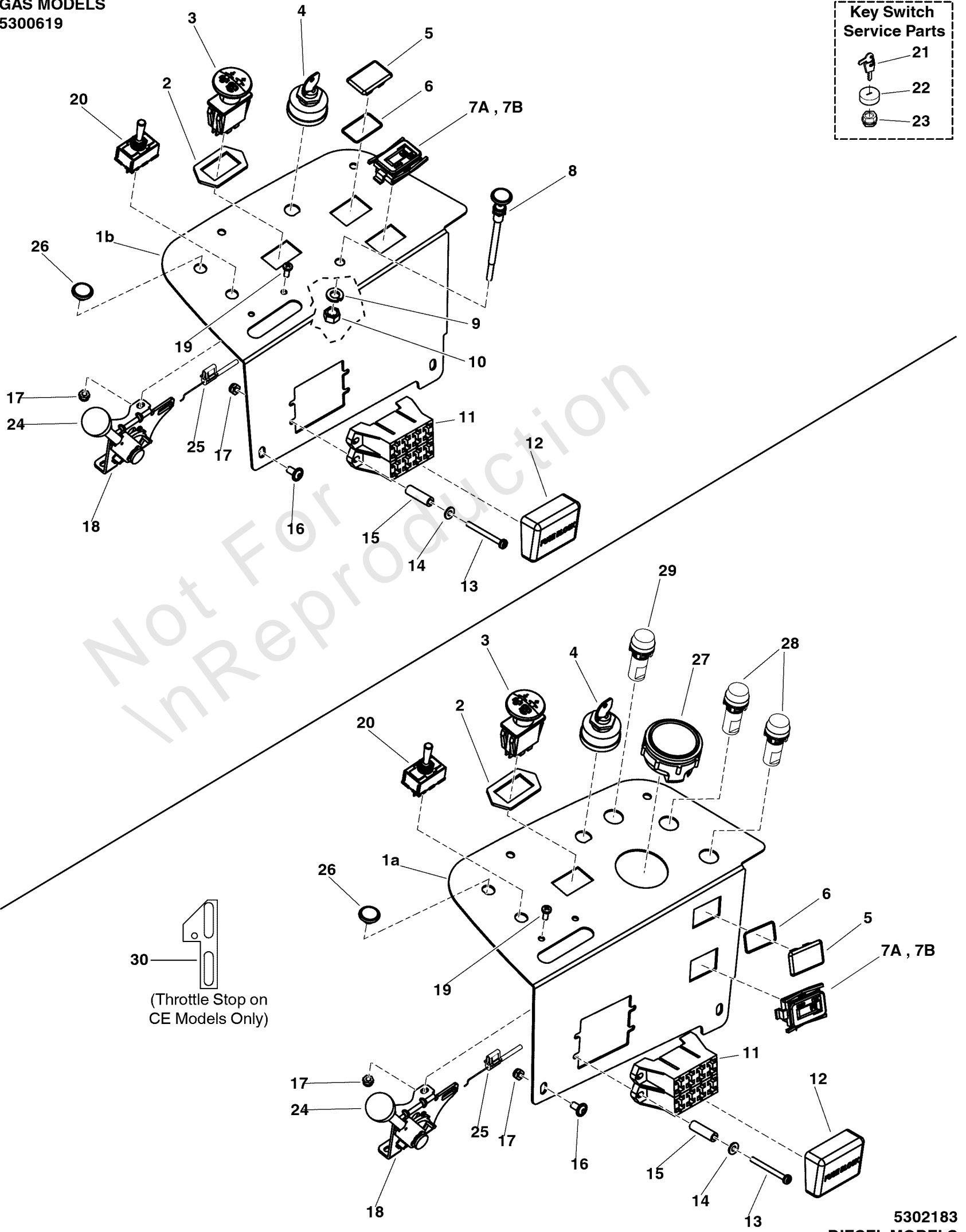
Note: Unless noted otherwise, use the standard torque specifications

Mfg. No: 5901236

GAS MODELS
5300619

Key Switch Service Parts

-  21
-  22
-  23



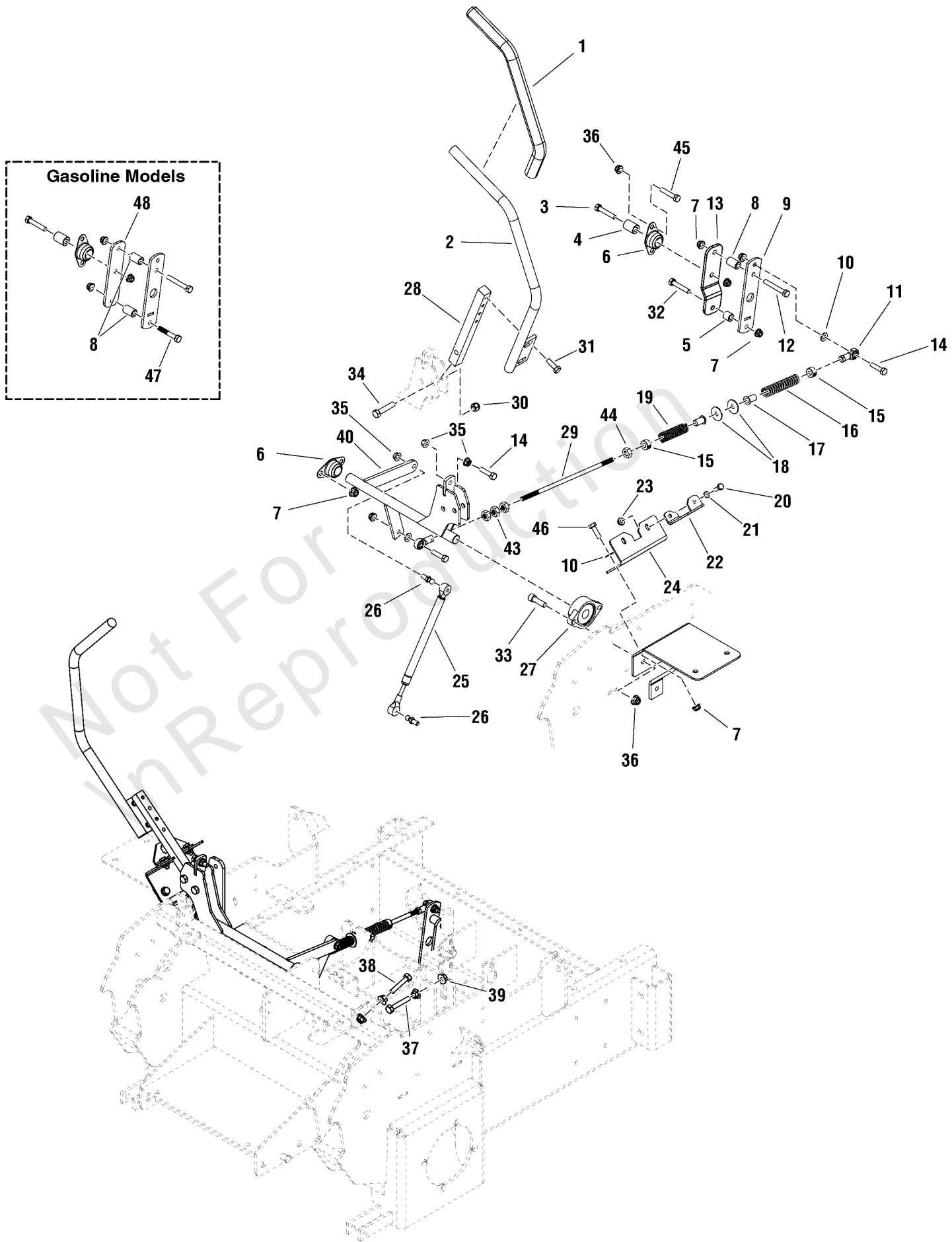
Instrument Control Panel Group

REF NO	PART NO	QTY	DESCRIPTION
1	5406415A	1	DASH PANEL - BLACK -(Diesel Models)
1	5404579A	1	DASH PANEL - BLACK -(Gas Models)
2	5022222	1	RING, SWITCH RETAINER
3	5022180	1	SWITCH, BLADE ENGAGEMENT
4	5100021	1	SWITCH, IGNITION, 25 AMP, 6 PO -(INCLUDES P/N 21, 22, 23)
5	1709188	1	PLUG, .820X1.44 HOLE, BLACK PLASTIC
6	5022269	1	O-RING, 7/8" ID X 1/16" W
7	-----	1	HOUR METER, ASSEMBLE -(S/N: 2015551938 & Above)
7	5102417	1	HOUR METER -(S/N: 2015551937 & Below)
8	5047143	1	CABLE, CHOKE CONTROL, 39.5" -(Gas Models)
9	5025171	1	WASHER, 3/8" SPLIT LOCK -(Gas Models)
10	5025035	1	NUT, 3/8-24 HEX (SV) -(Gas Models)
11	5021518	2	FUSE, BLOCK (SV)
12	5100145	1	COVER, DOUBLE FUSE BLOCK
13	5025270X16	4	SCREW, #10-24 X 2" ROUND PHILLIPS
14	5023499	4	WASHER, #10 SAE
15	5061763	4	SPACER, .20 X .38 X 1.25
16	5025299X4	4	SCREW, ALLEN HEAD 1/4-20X.500 ZINC PHOS
17	5025271	4	NUT, Hex, Nylon Lock, #10-24
18	5101537	1	LEVER, THROTTLE CONTROL
19	5025179X4	2	SCREW, #10-24 X 1/2" ROUND PHILLIPS
20	5021734	1	Switch, Electric Actuator
21	5022789	1	KEY, IGNITION MOLDED SET
22	5022790	1	COVER, PLASTIC, SNAP ON
23	5022791	1	PLASTIC NUT
24	5046360X1	1	THROTTLE CONTROL HANDLE/KNOB
25	5101073	1	CABLE, Throttle Control, 42"
25	5102626	1	CABLE, THROTTLE, 57.75" -(Diesel Models)
26	5101735	1	PLUG, 1/2, BPF - 1/2
27	5023393	1	GAUGE, WATER TEMPERATURE -(Diesel Models)
28	5101884	2	INDICATOR LAMP, RED, LED -(Diesel Models)
29	5102589	1	YELLOW LED PILOT LIGHT -(Diesel Models)
30	-----	1	PLATE, THROTTLE STOP -(CE Models)

Footnotes:

* When replacing this hour meter, please call our service department at 1-800-933-6175 ext. 709

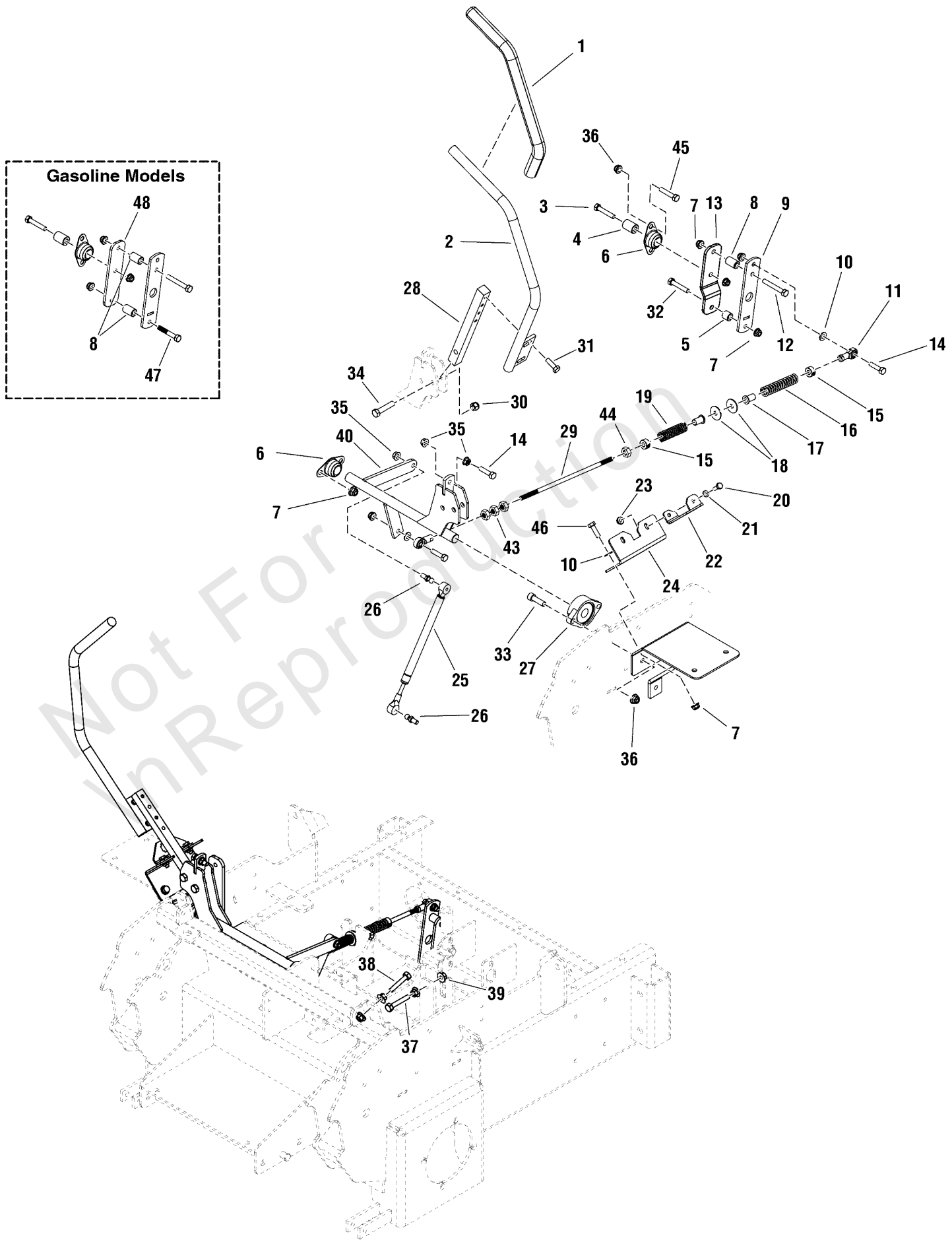
5302202



Motion Control Group

REF NO	PART NO	QTY	DESCRIPTION
1	5022068	2	GRIP, FOAM, 3/4" ID, 16" LONG -(S/N: 2017499983 & Below)
1	5104722	2	GRIP, FOAM, 1" ID, 16" LONG -(S/N: 2017499984 & Above)
2	5404077B	1	WELD, HANDLEBAR - LH - RED -(S/N: 2017499983 & Below)
2	5415053A	1	WELD HANDLE MOTION CNTRL 13.8 1.0 LH BLK -(S/N: 2017499984 & Above)
3	5025011X14	2	BOLT, 5/16-18 X 1-3/4" GD5 YZ
4	5042134	2	SPACER, .32 X .75 X 1.06, PM
5	5102581	2	SPACER, .33 X .63 X .50, YZ -(Diesel Models)
6	5021098	4	BEARING, BRONZE FLANGE, 3/4"
7	5025392	10	NUT, 5/16-18 HEX NYLOCK FLANGE NUT
8	5101260	2	SPACER, .33 X .63 X 1.00, YZ -(Qty: 4 on Gas Models)
9	5403188B	2	BAR, PUMP LINK - OUTER - RED
10	5025155	4	WASHER, 5/16" SAE
11	5104494	2	BALL JOINT 5/16-24 LH FEMALE BRONZE RACE
12	5025011X18	2	BOLT, 5/16-18 X 2-1/4" GD5 YZ
13	5405853B	2	BAR, PUMP LINK, OFFSET - RED -(Diesel Models)
14	5025011X10	6	BOLT, 5/16-18 X 1-1/4" GD5 YZ
15	5020047	4	COLLAR, 5/16" Set
16	5022645	2	SPRING, REVERSE RETURN
17	5023260	4	BUSHING, FLANGE 3/8ID X 7/8 LONG
18	5025164	4	WASHER, 5/16" Fender
19	5021102	2	SPRING-COMP, .594ID X 2.68LG X .080WR
20	----	4	HHCS, 1/4-20 X 0.625, GR5, ZINC/CLEAR
21	5025154	4	WASHER, 1/4 SAE
22	5403486B	2	BRACKET, SWITCH MOUNT - RED
23	5025126	4	NUT, Hex, Serrated Flange, 1/4-20
24	5403180B	2	PLATE, NEUTRAL LOCK - RED
25	5100940	2	DAMPENER, CONTROL, #(P6709/P3610)
26	5100941	4	BALL STUD, 5/16 X .50, # PC-477-2)
27	5021499	2	BEARING, FLANGE
28	5047004A	2	MOUNT, CONTROL ARM - BLK -(9.0" Total Length, 4 Adjustment Holes)
29	5101381	2	ROD, HYDRO CONTROL, OUTFRONT
30	5025096	4	NUT, Hex, Nylon Locking, 3/8-16
31	80003531	4	SCREW, 5/16-18X0.750, GR5, WHIZ-LOCK, ZC
32	5025011X12	2	BOLT, 5/16-18 X 1-1/2" GD5 YZ -(Diesel Models)
33	5025327	4	BOLT, Allen Head, 3/8-16 x 1-1/4
34	5025013X14	4	BOLT, 3/8-16 X 1-3/4" GD5 CZ
35	5025127	8	NUT, 5/16-18 HEX SERRATED FLANGE (SMALL)
36	5025394	10	NUT, 3/8 - 16 HEX NYLOCK FLANGE
37	5025055X12	2	BOLT- 5/16-18 X 1-1/2 GD5 TFL
38	5025055X14	2	BOLT, 5/16-18 X 1-3/4 TFL, GD5 YZ
39	5025139	8	NUT, 5/16-18 HEX SERRATED FLANGE (LARGE)
40	5403214B	1	WELD, MOTION CONTROL SHAFT - LH - RED
41	5404076B	1	WELD, HANDLEBAR - RH - RED -(S/N: 2017499983 & Below) (Not shown)

5302202



Motion Control Group

REF NO	PART NO	QTY	DESCRIPTION
41	5415054A	1	WELD HANDLE MOTION CNTRL 13.8 1.0 RH BLK -(S/N: 2017499984 & Above) (Not shown)
42	5403251B	1	WELD, MOTION CONTROL SHAFT - RH - RED -(NOT SHOWN)
43	5025033	6	NUT, Hex, 5/16-24
44	5023212	2	NUT, 5/16-24 HEX, LH
45	5025013X6	4	BOLT, 3/8-16 X 3/4" GD5 CZ
46	5025011X6	4	BOLT, 5/16-18 X 3/4 GD5
47	5025011X16	2	BOLT, 5/16-18 X 2" GD5 YZ -(Gas Models)
48	5403189B	2	BAR, PUMP LINK - INNER - RED -(Gas Models)

Not For In Reproduction

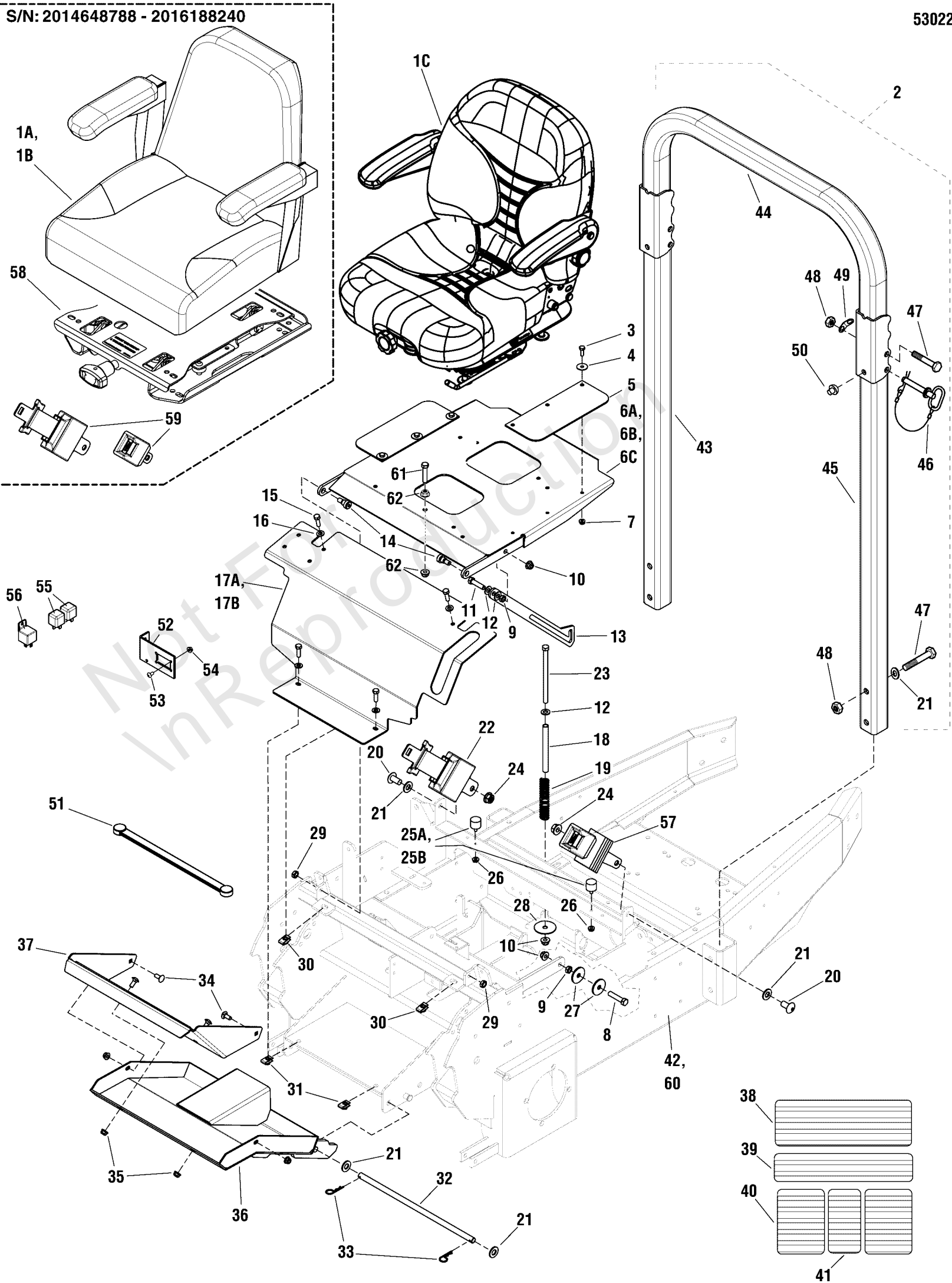
Operator Compartment Group

Note: Unless noted otherwise, use the standard torque specifications

Mfg. No: 5901236

S/N: 2014648788 - 2016188240

5302207



Operator Compartment Group

REF NO	PART NO	QTY	DESCRIPTION
1A	5103354	1	SEAT - 2012 -(S/N: 2015458729 - 2016188240)
1B	5103004	1	SEAT, LOW, COMPANION -(S/N: 2014648788 - 2015458728)
1C	5101214	1	SEAT,SUSP.TYPE,MICHIGAN SEAT, V5300, BLK -(S/N: 2014648787 & Below)(S/N: 2016188241 & Above)
2	-----	1	ROPS (Call 1-800-933-6175 x708 if replacing a ROPS)
3	5025010X6	6	BOLT, 1/4"-20 X 3/4" GD5 YZ
4	5025288	6	WASHER, 1/4" Fender
5	5100389	2	PLATE, SEAT, RUBBER FLAP
6A	5409296B	1	WELD, SEAT MOUNT - RED -(S/N: 2015458729 & Above)
6B	5407440B	1	WELD, SEAT MOUNT - RED -(S/N: 2014648788 - 2015458728)
6C	5403250B	1	SEAT PLATE WELDMENT - RED -(S/N: 2014648787 & Below)
7	5025391	6	NUT, 1/4-20 Hex Nylock Flange
8	5025013X14	2	BOLT, 3/8-16 X 1-3/4" GD5 CZ
9	5025084	3	NUT, 3/8-16 HEX JAM
10	5025394	4	NUT, 3/8 - 16 HEX NYLOCK FLANGE
11	5025013X12	1	BOLT, 3/8-16 X 1-1/2" GD5 CZ
12	5025156	3	WASHER, 3/8 SAE
13	5403792B	1	BAR, SEAT PROP - RED
14	5025356	2	BOLT, 3/8-16 X 3/8", 1/2" SHOULDER
15	5025011X8	4	BOLT, 5/16-18 X 1" GRD5 YZ
16	5025155	4	WASHER, 5/16" SAE
17A	5407565B	1	PLATE, FRONT COVER - RED -(S/N: 2014648788 & Above)
17B	5403216B	1	PLATE, BRAKE COVER - RED -(S/N: 2014648787 & Below)
18	5046586	1	SPACER, .38 X .50 X 5.06, CZ
19	5100356	1	SPRING, .688 ID X .130 WIRE DIA 4.25
20	5100267	2	SCREW, 1/2 - 13 X 1.00 SCHS
21	5025158	7	WASHER, 1/2 SAE
22	-----	1	ORDER P/N 5105137 (CONTAINS BOTH SEAT BELT RETRACTOR & SUPER SLEEVE BUCKLE) -(S/N: 2014648787 & Below)(S/N: 2016188241 & Above)
23	5025013X48	1	BOLT, 3/8-16 X 6" GD5 CZ
24	5025396	2	NUT, Hex Flange, Nylock, 1/2-13
25A	197546	2	MNT, VBRTN, RBBR -(S/N: 2014648788 & Above)
25B	5022673	2	BUMPER, RUBBER, 1/4-20 -(S/N: 2014648787 & Below)
26	5025126	2	NUT, Hex, Serrated Flange, 1/4-20
27	5100548	2	WASHER, .390 X 1.50 X .109, YZ
28	5025326	1	WASHER, .39 X 2.00 X X .14
29	5025100	2	NUT, Hex, Side Lock, 3/8-16
30	5025452	2	BODY CLIP, 5/16-18 -1/4 MATERIAL
31	5022308	2	BODY CLIP, 5/16-18 7GA. MATERIAL
32	5101690	1	ROD, HINGE, 1/2 X 14.25, YZ
33	5025210	2	3/32 X 1-5/8 HAIR PIN CLIP
34	5025145X6	4	BOLT, 5/16-18 X 3/4, CARRIAGE, GD5, CZ
35	5025392	8	NUT, 5/16-18 HEX NYLOCK FLANGE NUT
36	5403218B	1	WELD, FLOOR PLATE - RED
37	5403910B	1	PLATE, UPPER FLOOR

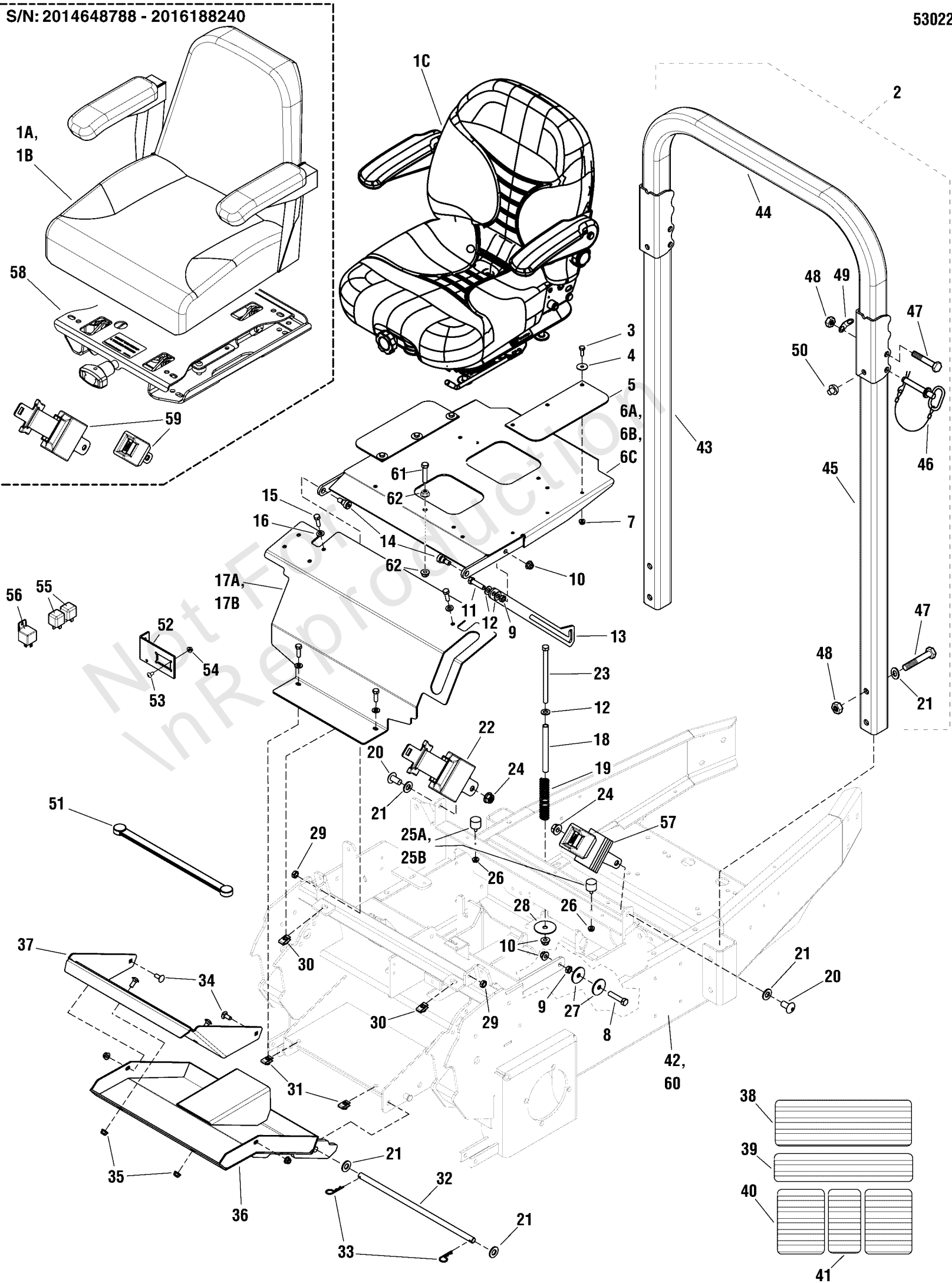
Operator Compartment Group

Note: Unless noted otherwise, use the standard torque specifications

Mfg. No: 5901236

S/N: 2014648788 - 2016188240

5302207



Operator Compartment Group

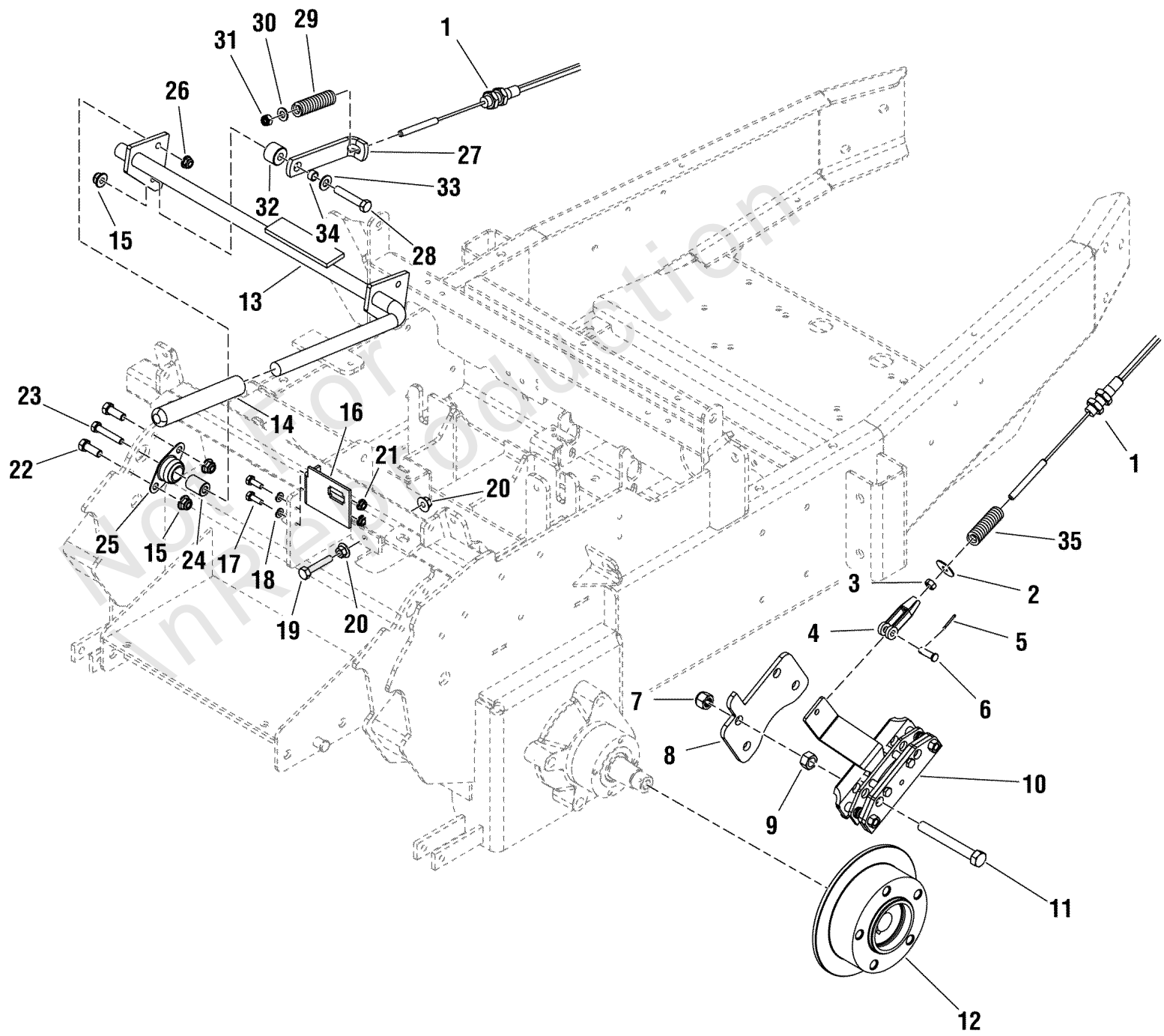
REF NO	PART NO	QTY	DESCRIPTION
38	5101567	1	SAFETY WALK, 5.13 X 15.25
39	5101565	1	SAFETY WALK, 3.13 X 15.5
40	5101564	2	SAFETY WALK, 7.25 X 5.25
41	5101566	1	SAFETY WALK, 7.13 X 3.63
42	5405678B	1	WELD, MAIN FRAME - RED -(Diesel Models)
43	-----	1	ROLL BAR POST, RH
44	-----	1	ROLL BAR, TOP LOOP
45	-----	1	ROLL BAR POST, LH
46	5100013	2	PIN, HITCH, .50 X 3.25 W/ LAY (SV)
47	5025294X28	6	BOLT, 1/2-13 X 3-1/2, ALLEN HEAD, YZ
48	5025056	6	NUT, Hex, Nylon Lock, 1/2-13
49	-----	2	LANYARD HOLDER
50	5100383	2	RUBBER BUMPER (SV)
51	1722009	1	STRAP, BATTERY, 14 LONG, Rubber
52	5406124B	4	BRACKET, RELAY AND CONNECTOR MOUNT -RED
53	5025338X5	4	SCREW,#8-32 X 5/8 PHILLIPS, PAN HEAD, ZP
54	5025339	4	NUT, #8-32 Hex Nylon Lock
55	5021766	2	RELAY, 12 VOLT, 40 AMP
56	5100980	2	RELAY, 12 VOLT, 50 AMP, N.O.
57	5105137	1	SEAT BELT ASSM, RETRACTOR + SUP SLEEVE -(S/N: 2014648787 & Below)(S/N: 2016188241 & Above)
58	5102761	1	SUSPENSION, 1110EVC, COMPANION -(S/N: 2014648788 & Above)
59	5100139	1	SEAT BELT, RETRACTING - ASSM - RED -(S/N: 2014648788 - 2016188240)
60	5403151B	1	WELD, MAIN FRAME, F/S800X - RED -(Gas Models)
61	5025013X8	1	BOLT, 3/8-16 X 1" GD5 CZ
62	5025128	2	NUT, 3/8-16 Hex Large Serrated Flange

Parking Brake Group

Note: Unless noted otherwise, use the standard torque specifications

Mfg. No: 5901236

5302203



Parking Brake Group

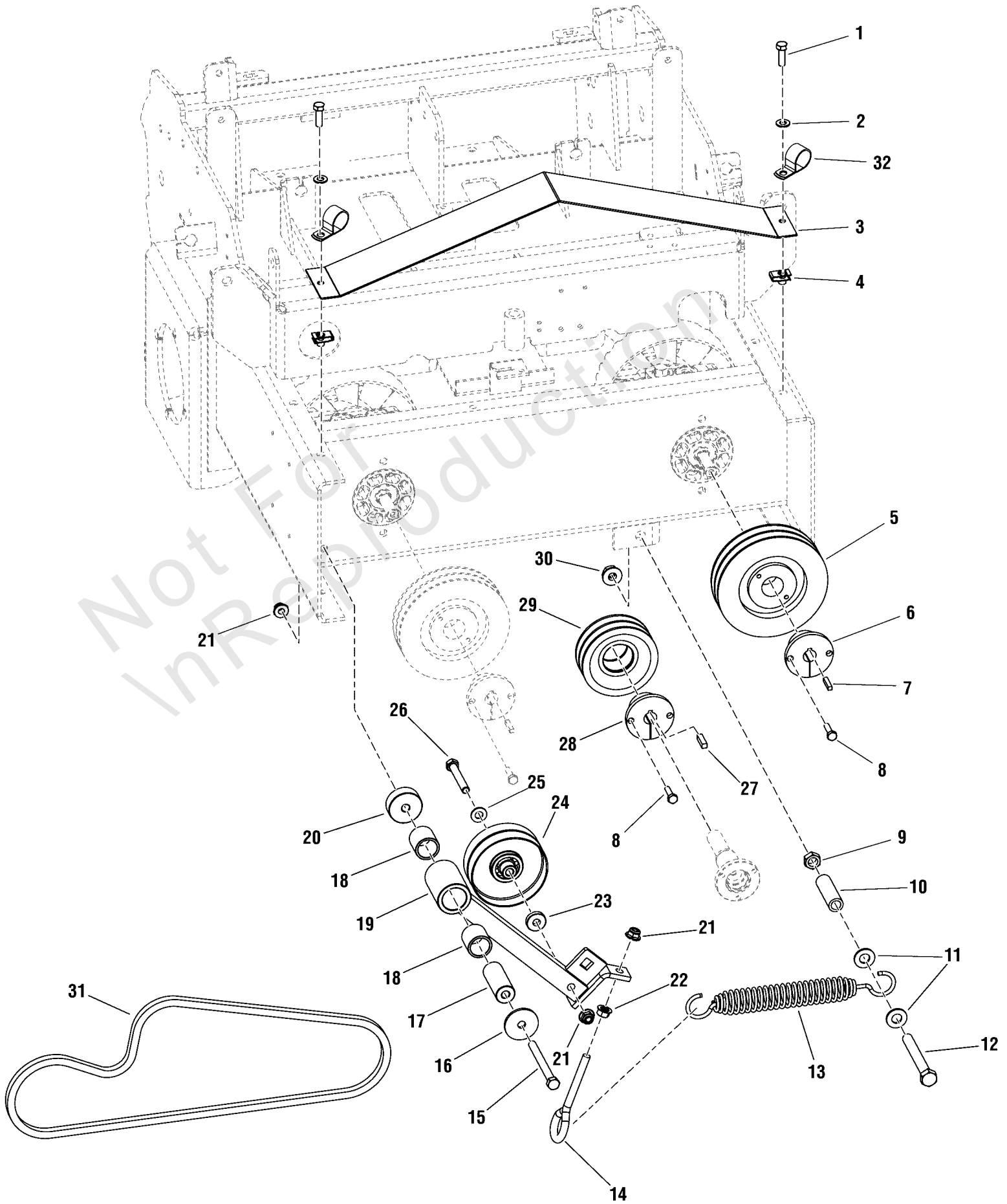
REF NO	PART NO	QTY	DESCRIPTION
1	5100115	2	CABLE, PARKING BRAKE IS2000
2	5025164	2	WASHER, 5/16 FENDER
3	5025033	2	NUT, 5/16-24 HEX
4	5020979	2	CLEVIS, 5/16-24, PLASTIC
5	80002736	2	PIN, 3/32 X 0.750, COT, ZINC/CLEAR
6	5025213X8	2	PIN-CLEVIS, 5/16 X 1 YZ
7	5025056	4	NUT, 1/2-13 HEX NYLON LOCK
8	5402775B	2	MOUNT, BRAKE CALIPER - RED
9	5025038	4	NUT, 1/2-13 HEX
10	5100774	2	COMPACT CALIPER, AUSCO (86978)
11	5025017X32	4	BOLT, 1/2-13 X 4" GD5 CZ
12	5100775	2	WHEEL HUB, COMPACT CALIPER (86720)
13	5403154B	1	WELD, BRAKE SHAFT - RED
14	5101038	1	GRIP, FOAM, 3/4 ID X 6 X .187
15	5025394	6	NUT, 3/8-16 HEX NYLOCK FLANGE
16	5404327B	1	BRACKET, SWITCH MOUNT - RED
17	5025010X6	2	BOLT, 1/4-20 X 3/4 GD5 YZ
18	5025154	2	WASHER, 1/4 SAE
19	5025055X14	1	BOLT- 5/16-18 X 1-3/4 GD5 TFL
20	5025139	2	NUT, 5/16-18 HEX SERRATED FLANGE (LARGE)
21	5025126	2	NUT, 1/4-20 HEX SERR. FLANGE
22	5025013X8	2	BOLT, 3/8-16 X 1" GD5 CZ
23	5025011X14	2	BOLT, 5/16-18 X 1-3/4 GD5 YZ
24	5042134	2	SPACER, .32 X .75 X 1.06
25	5021098	2	BEARING, BRONZE FLANGE, 3/4
26	5025392	2	NUT, 5/16-18 HEX NYLOCK FLANGE
27	5047084A	2	LINK, BRAKE LOCK - BLK
28	5025013X16	2	BOLT, 3/8-16 X 2, GD5, CZ
29	5048719	2	SPRING-COMP, .75 X .162 X 2.5
30	5025155	2	WASHER, 5/16" SAE
31	5025045	2	NUT, 5/16-24 HEX NYLON LOCK
32	5043815	2	SPACER, .39 X 1.00 X .75
33	5025156	2	WASHER, 3/8 SAE
34	5041930	2	SPACER, .38 X .50 X .27
35	5021494	2	SPRING, COMPRESSION, 5-1/2

Pump Drive Group (Gas Models)

Note: Unless noted otherwise, use the standard torque specifications

Mfg. No: 5901236

5303304



Pump Drive Group (Gas Models)

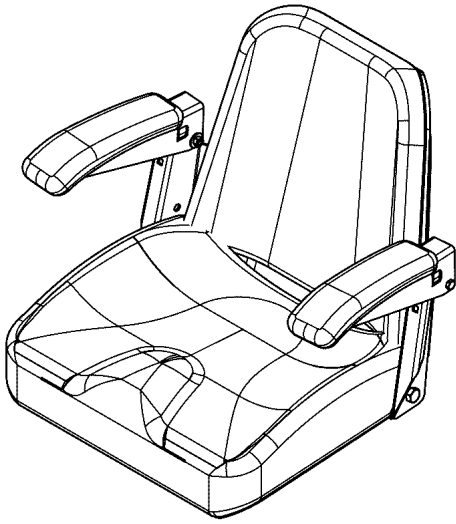
REF NO	PART NO	QTY	DESCRIPTION
1	5025011X8	2	BOLT, 5/16-18 X 1 GD5 YZ
2	5025155	2	WASHER, 5/16" SAE
3	5408522B	1	GUARD, OUTFRONT BELT, PERFORATED
4	5022308	2	BODY CLIP, 5/16-18-7GA MATERIAL
5	5102696	2	PULLEY 5.00 OD, DOUBLE "A" GROOVE
6	5022383	2	BUSHING, 17MM, HQ
7	5023254	2	KEY, 5MM SQ. W/RADIUS
8	5025010X8	6	BOLT, 1/4-20 X 1" GD5 CZ
9	5025301	1	NUT, 1/2-13 HEX JAM
10	5050857X2P25	1	HOSE, 1/2" PUSH-ON 2.25"
11	5025158	2	WASHER, 1/2 SAE
12	5025017X32	1	BOLT, 1/2-13 X 4" GD5 CZ
13	5100633	1	SPRING, EXTENSION, SWIVEL, SHORT HOOK
14	5023497	1	EYE BOLT, 3/8-16 X 5, 2.88THRD, 1EYE, CZ
15	5025013X32	1	BOLT, 3/8-16 X 4" GD5 CZ
16	5025305	1	WASHER, .41 X 1.75 X .14
17	5102004	1	SPACER, .39 X 1.00 X 2.55, SS
18	5022157	2	SPACER, .39 X 1.00 X 2.55
19	5408176B	1	WELD, ARM, PUMP DRIVE IDLER - RED
20	5101465	1	SPACER, .39 X 1.75 X .63, YZ
21	5025394	3	NUT, 3/8-16 HEX NYLOCK FLANGE
22	5025128	1	NUT, 3/8-16 HEX SERRATED FLANGE
23	5101502	1	SPACER, .39 X 1.00 X .25
24	5022373	1	PULLEY, FLAT IDLER 4
25	5025156	1	WASHER, 3/8 SAE
26	5025013X20	1	BOLT, 3/8-16 X 2-1/2" GD5 CZ
27	5050407X8	1	KEY, 1/4 SQ. X 1.00
28	5101646	1	TAPER LOCK BUSHING, HQ-1-1/8"
29	5101723	1	PULLEY, 4.25 OD X 2 GROOVE, DH2425
30	5025396	1	NUT, Hex Flange, Nylock, 1/2-13
31	5102695	1	BELT, 55.6 EL, MATCHED SET, A-SEC
32	5023173	2	CLAMP, HOSE, 1.00 DIA.

Seat Replacement Parts

Note: Unless noted otherwise, use the standard torque specifications

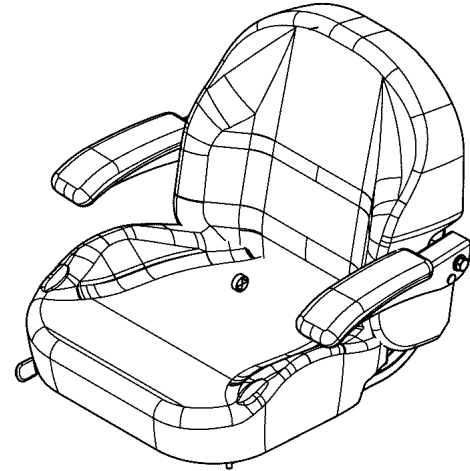
Mfg. No: 5901236

Seat Number: 5022031 - "Gray Seat"



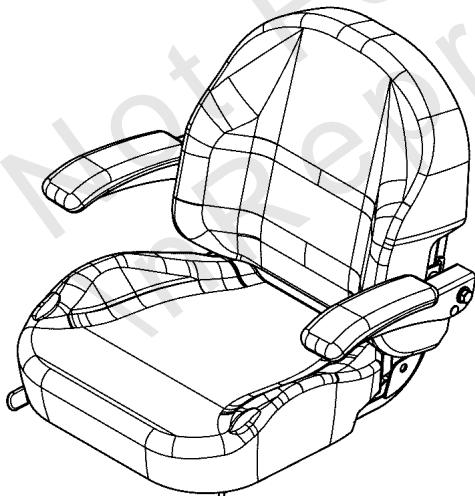
- 1 - Seat Bottom Cushion
- 2 - Seat Back Cushion
- 3 - Arm Rest Kit (Set of 2)
- 4 - Rails, Seat Adjuster (Set of 2)
- 5 - Spring, Extension 4" Adjustment

Seat Number: 5103004 - "Black/Gray Seat, No Trim"



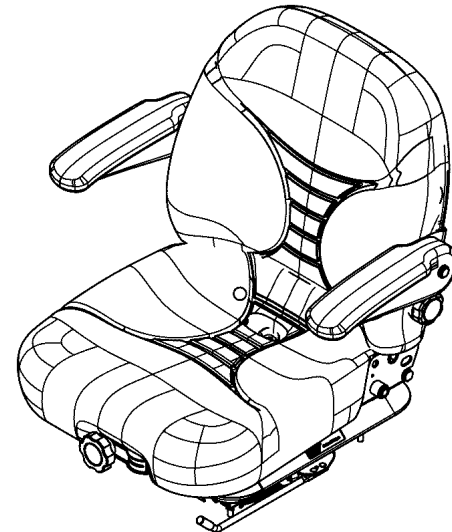
- 6 - Seat, Back Cover
- 7 - Seat Cushion
- 8 - Arm Rest Assembly (Set of 2)
- 9 - Slide Rails

Seat Number: 5103354 - "Black/Gray Seat, Red Trim"



- 10 - Seat Back Cover
- 11 - Seat Cushion
- 12 - Arm Rest Assembly (set of 2)
- 13 - Slide Rails

Seat Number: 5101214 - "Suspension Seat"



- 14 - Arm Rest Kit (Set of 2)
- 15 - Seat Back Cushion
- 16 - Seat Bottom Cushion
- 17 - Seat Adjuster Kit
- 18 - Buckle, Seat Belt
- 19 - Retractor, Seat Belt

Seat Replacement Parts

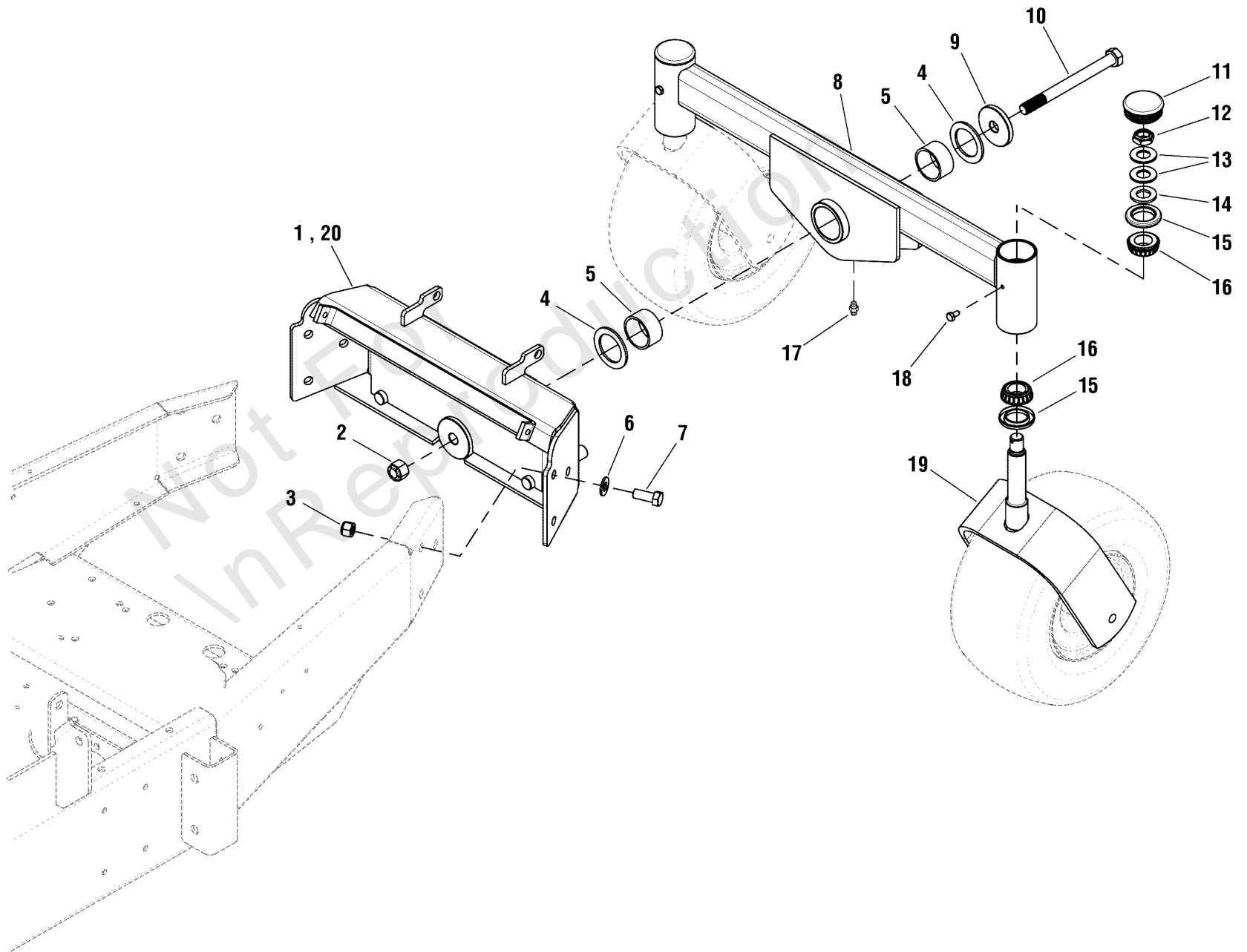
REF NO	PART NO	QTY	DESCRIPTION
1	5022031X2	1	Seat Bottom Cushion
2	5022031X4	1	Seat Back Cushion
3	5022185	1	ARM REST, BLACK MOLDED, PAD ONLY
4	5020930X3	1	Rails, Seat Adjuster (set of 2)
5	5100636	1	SPRING, EXTENSION, SEAT ADJUSTMENT (YEL OR BLK) -(SV)(Not an illustrated part.) (2" Total unstretched length)
6	5102760X1	1	Seat Back Cover
7	5102760X2	1	Seat Cushion
8	5102760X3	1	Arm Rest Asm. (set of 2)
9	5102760X4	1	Slide Rails
10	5103354X1	1	Seat Back Cover
11	5103354X2	1	SEAT COVER
12	5102760X3	1	Arm Rest Asm. (set of 2)
13	5102760X4	1	Slide Rails
14	5101214X1	1	Arm Rest Kit (set of 2)
15	5101214X2	1	Seat Back Cushion
16	5101214X3	1	Seat Bottom Cushion
17	5101214X4	1	Seat Adjuster Kit
18	5105137	1	SEAT BELT ASSM, RETRACTOR + SUP SLEEVE
19	-----	1	ORDER P/N 5105137 (CONTAINS BOTH SEAT BELT RETRACTOR & SUPER SLEEVE BUCKLE)

Tail Wheel Mount Group

Note: Unless noted otherwise, use the standard torque specifications

Mfg. No: 5901236

5302214



Tail Wheel Mount Group

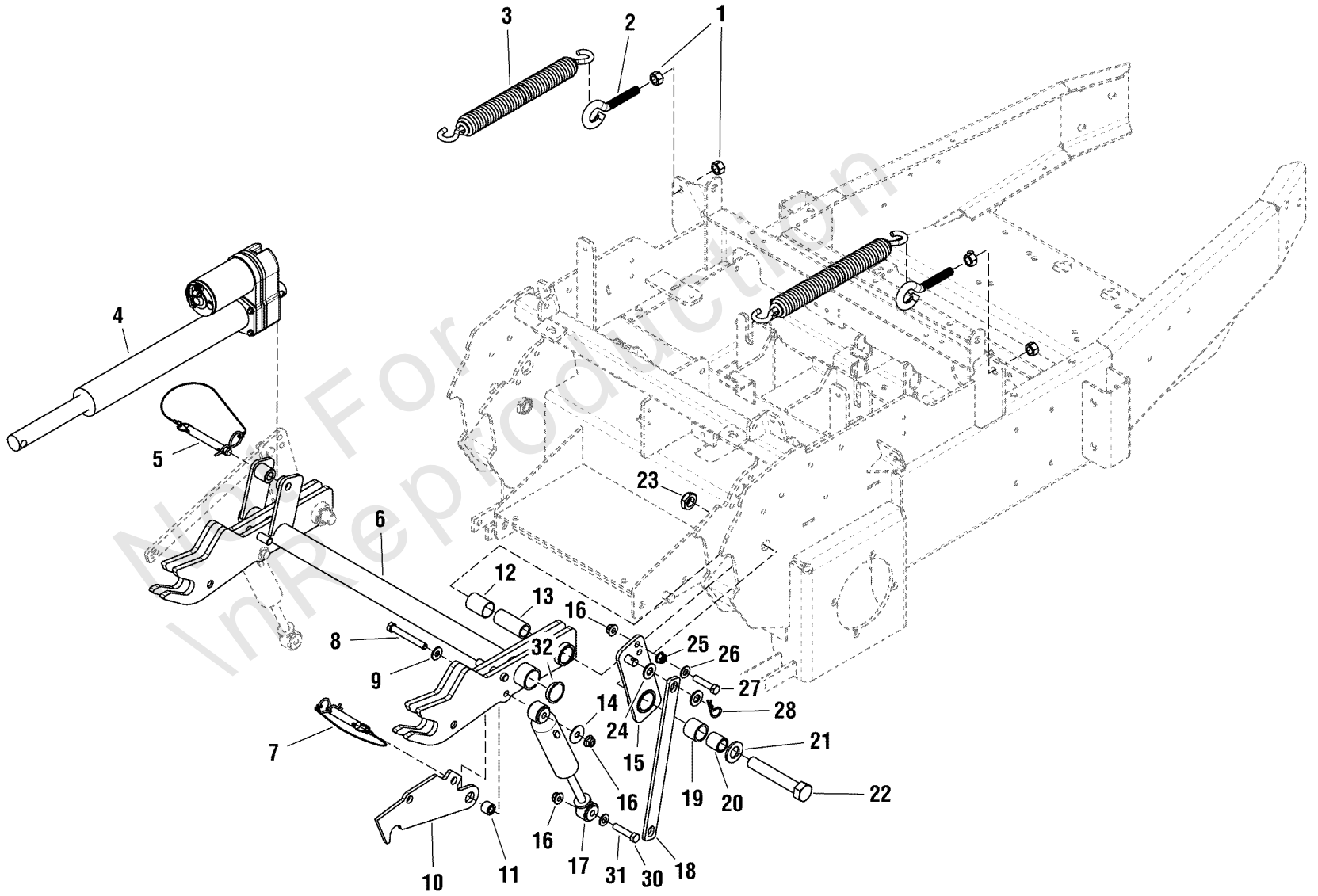
REF NO	PART NO	QTY	DESCRIPTION
1	5405685B	1	WELD, TAIL WHEEL MOUNT - RED -(Diesel Models)
2	5025403	1	NUT, 5/8-11 HEX NYLON LOCK
3	5025098	6	NUT, Hex, Nylon Lock, 1/2-20
4	5101184	2	THRUST WASHER 1-3/4 X 2-1/2 X 1/8
5	5101183	2	BUSHING, 1-3/4 X 2 X 1
6	5025158	6	WASHER, 1/2 SAE
7	5025018X10	6	BOLT, 1/2-20 X 1-1/4" GD5 CZ
8	5600741	1	ASSM, TAIL WHEEL MOUNT - F800X -(SV)
9	5100818	1	WASHER, .656 X 2.44 X .31, YZ
10	5025019X56	1	BOLT, HEX HD, 5/8-11 X 7 GD5 YZ
11	5102929	2	CAP, LOW PROFILE, STEEL
12	5025448	2	NUT, 3/4-16, HEX JAM NYLON LOCK
13	5025449	4	WASHER, BELLEVILLE - 1.500 X .755
14	5025160	2	WASHER, 3/4" SAE
15	5021072	2	SEAL, GREASE
16	5020884	4	BEARING, TAPERED ROLLER, 1
17	5020095	1	GREASE FITTING, 1/4-28 STRAIGHT
18	5025457	2	BOLT, 1/4-28 X 1/2, GD5 YZ
19	5411934B	2	WELD, CASTER YOKE - RED
20	5403254B	1	WELD, TAIL WHEEL MOUNT - RED -(Gas Models)

Traction Assisst & Imp Mnt Group

Note: Unless noted otherwise, use the standard torque specifications

Mfg. No: 5901236

5302205



Traction Assist & Imp Mnt Group

REF NO	PART NO	QTY	DESCRIPTION
1	5025038	4	NUT, 1/2-13 HEX
2	5025263X44	2	EYE BOLT, 1/2-13 X 5.5, 1" EYE, CZ
3	5023392	2	SPRING-EXT, 1.393ODX13.25LGX.218WR
4	5101165	1	ACTUATOR, 12" STROKE
5	5023082	1	HITCH PIN ASSY., 1/2 X 3.50
6	5403166B	1	WELD, ATTACHMENT MOUNT - RED
7	5100179	2	HITCH PIN ASSEMBLY, 1/2" X 2.50"
8	5025013X24	2	BOLT, 3/8-16 X 3" GD5 CZ
9	5025337	2	WASHER, 5/16 USS
10	5403262B	2	LATCH, FRONT FRAME - RED
11	5104146	2	SPACER, .39 X .75 X .580
12	5022852	2	PIVOT BEARING-1.00 X 1.125 ODX1.50
13	5047489	2	SPACER, .75 X 1.00 X 2.38
14	5025165	2	WASHER-3/8 FENDER
15	5403374B	1	WELD, SPRING MOUNT PIVOT - LH - RED
16	5025394	6	NUT, 3/8-16 HEX NYLOCK FLANGE
17	5101419	2	SHOCK ABSORBER, OUT FRONT MOWER
18	5403261B	2	BAR, SPRING ASSIST LINK - RED
19	5101205	2	BUSHING, BRASS, 1.00 X 1.25 X 1.00
20	5101238	2	SPACER, .76 X 1.00 X 1.06
21	5025160	2	WASHER, 3/4" SAE
22	5025265X36	2	BOLT, HEX HD, 3/4-16 X 4-1/2, GD5 YZ
23	5025448	2	NUT, 3/4-16, HEX JAM NYLON LOCK
24	5025158	6	WASHER, 1/2 SAE
25	5025128	2	NUT, 3/8-16 HEX SERRATED FLANGE
26	5025337	2	WASHER, 5/16 USS
27	5025013X14	2	BOLT, 3/8-16 X 1-3/4" GD5 CZ
28	5025210	2	PIN, HAIR, .0915 X 1-7/8
29	5403375B	1	WELD, SPRING MOUNT PIVOT - RH - RED
30	5025013X18	2	BOLT, 3/8-16 X 2-1/4" GD5 CZ
31	5025156	2	WASHER, 3/8 SAE
32	5023484	2	PLUG, PANEL, 1.25 - BLACK

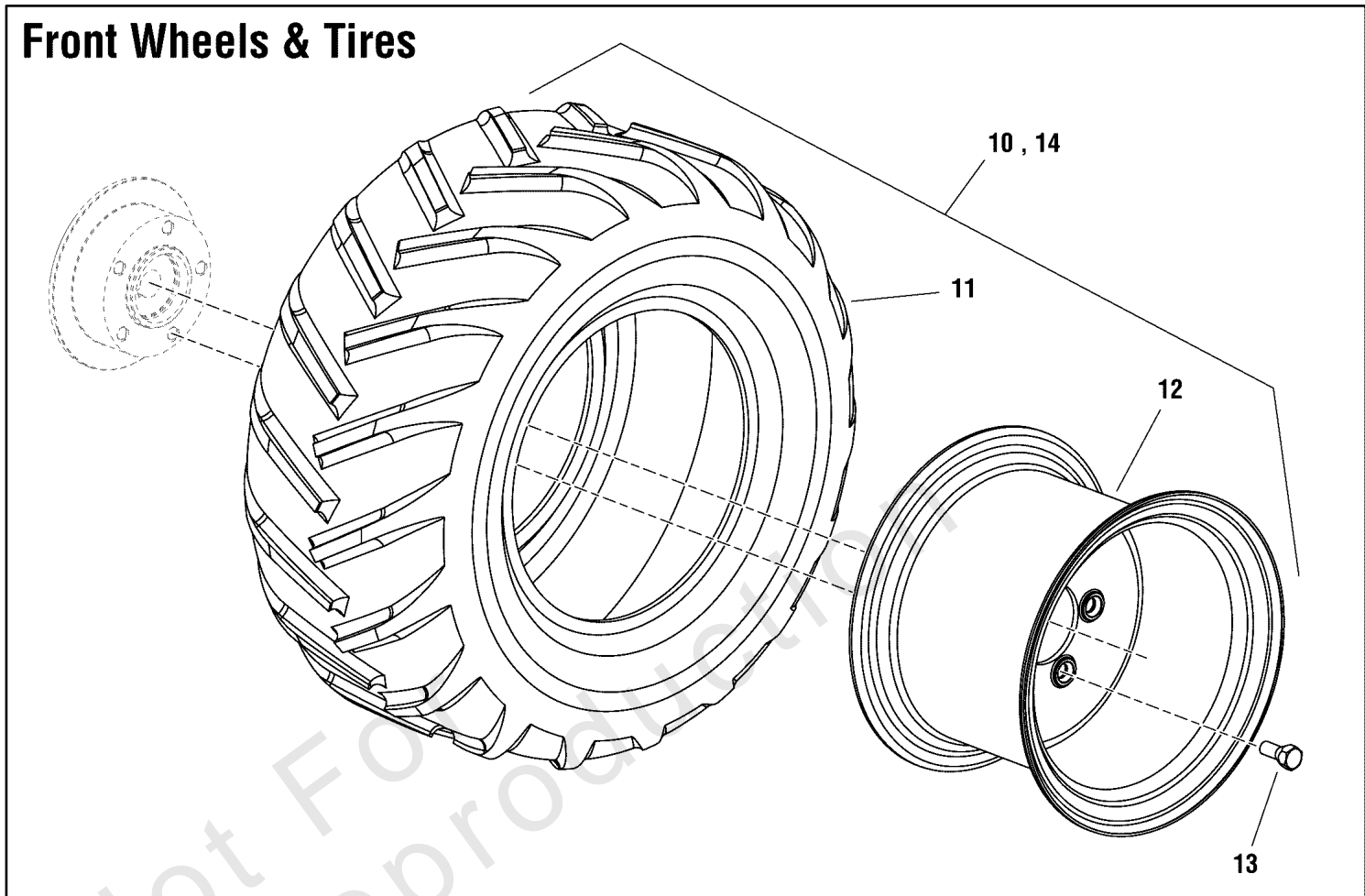
Wheel & Tire Group

Note: Unless noted otherwise, use the standard torque specifications

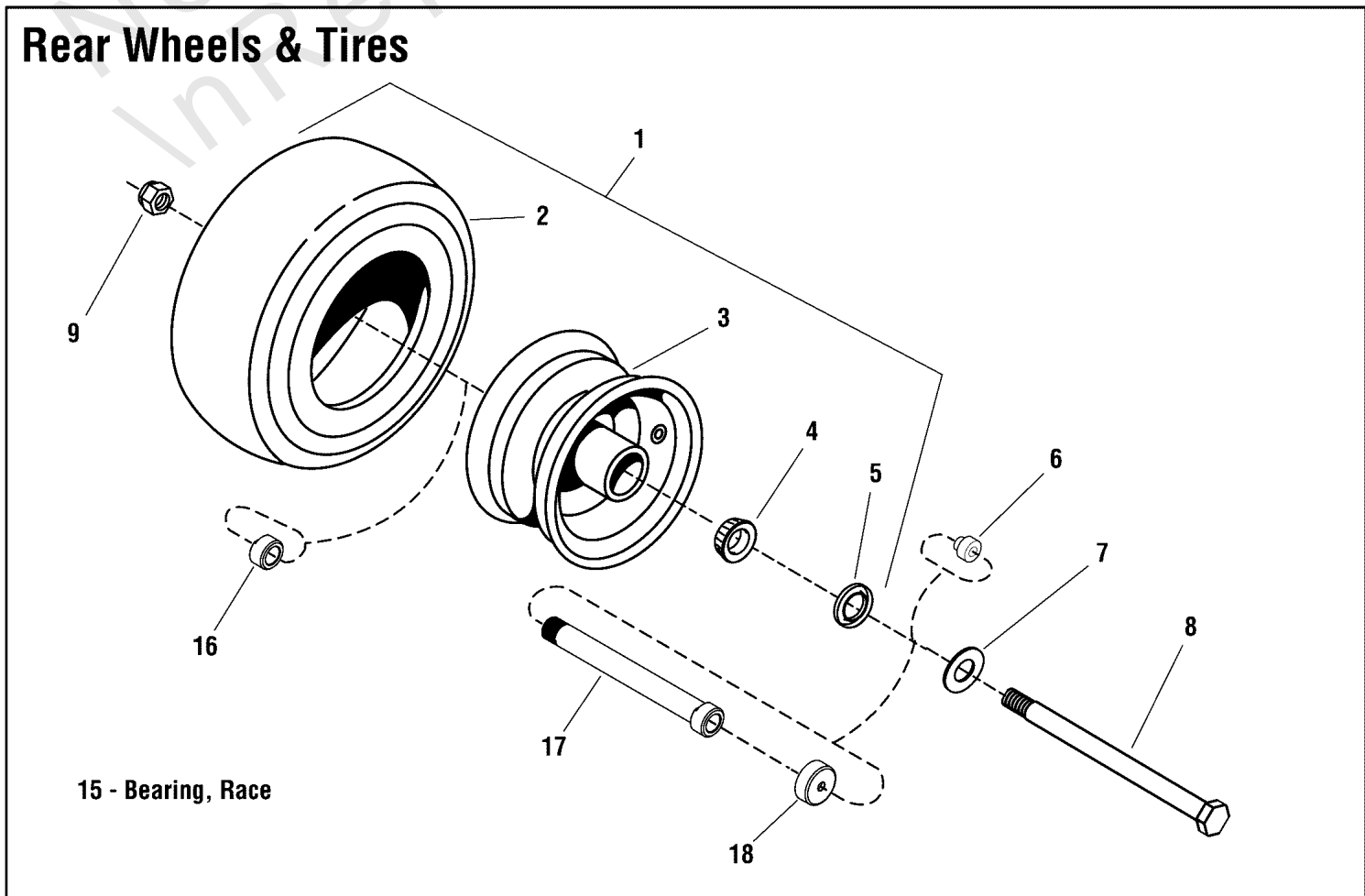
Mfg. No: 5901236

5300618

Front Wheels & Tires



Rear Wheels & Tires



Wheel & Tire Group

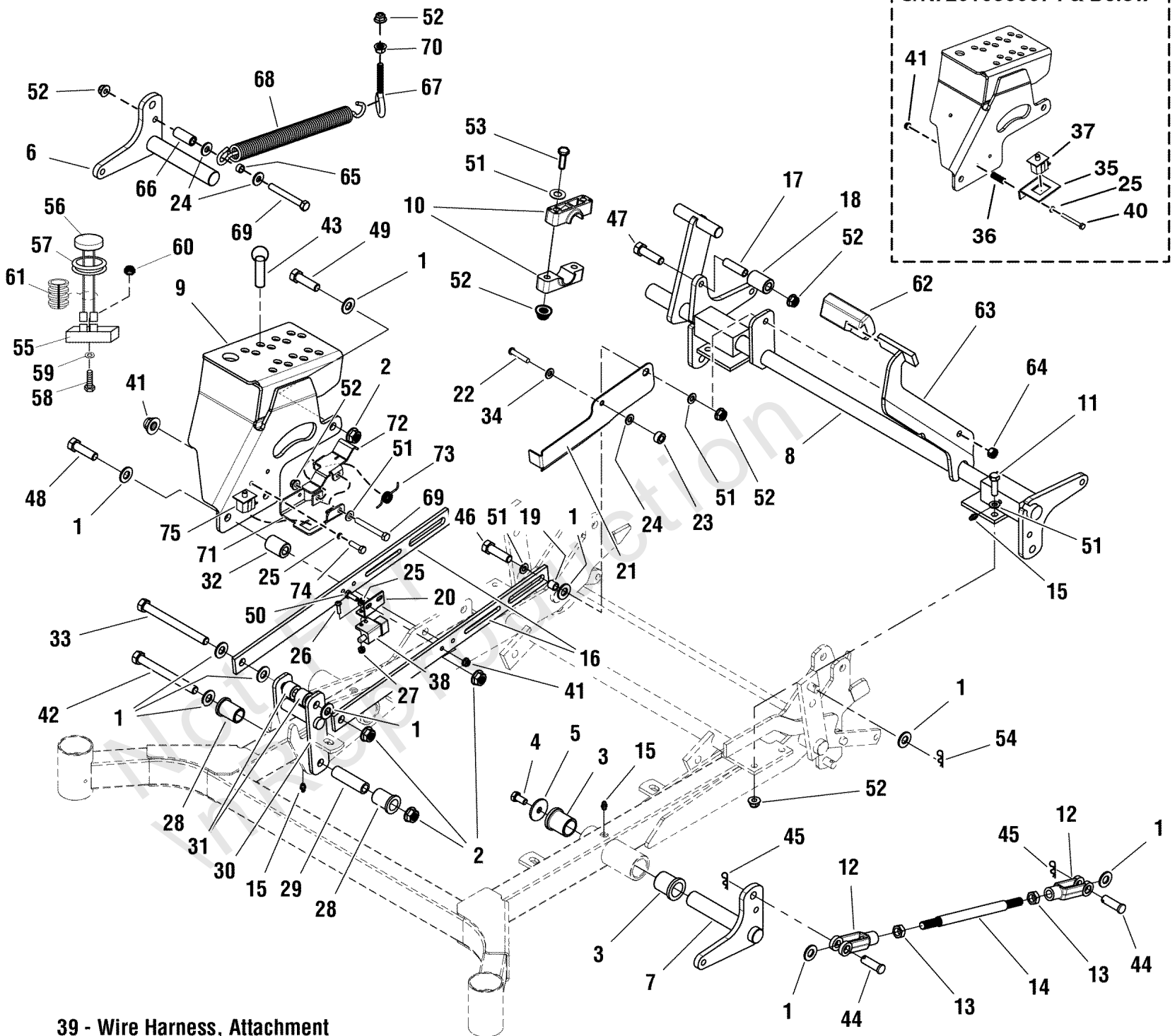
REF NO	PART NO	QTY	DESCRIPTION
1	5023136	2	TIRE ASSY, 13 X 6.5 SILVER
2	5022577	2	TIRE, Rubber Only
3	5023136X1	2	WHEEL ASSEMBLY
4	5022631SX2	4	BEARING, Tapered Roller
5	5022631SX3	4	SEAL, GREASE
6	5047103	4	ADAPTER, CASTER AXLE, CZ -(S/N: 2016230844 & Below)(2 per tire)
7	5025158	2	WASHER, 1/2 SAE
8	5025017X72	2	BOLT, 1/2-13 X 9 GD5 YZ
9	5025396	2	NUT, Hex Flange, Nylock, 1/2-13
10	5100752	1	TIRE, ASSM, 24 X 12 X 12, CHEVRON, LH
11	5100751X1	2	TIRE, 24 X 12.00 - NHS, CHEVRON
12	5101614X1	2	WHEEL, 12 X 9.5, 5/4.5 BC, -1.81
13	5022215	10	BOLT, WHEEL LUG, 1/2 X 1-5/8
14	5100751	1	TIRE, ASSM, 24 X 12 X 12, CHEVRON, RH
15	5022631SX4	4	BEARING, RACE -(SV)
16	5103650	2	NUT, BEARING ADJUSTER, AXLE -(S/N: 2016230845 & Above)(1 per tire)
17	5103649	2	BEARING ADJUSTER, SPACER, 7.062LG -(S/N: 2016230845 & Above)(1 per tire)
18	5103594	4	DEBRIS COVER, CASTER WHEELS -(S/N: 2016230845 & Above)(2 per tire)

61" Mower Deck - Deck Lift Group

Note: Unless noted otherwise, use the standard torque specifications

Mfg. No: 5901236

5302237



61" Mower Deck - Deck Lift Group

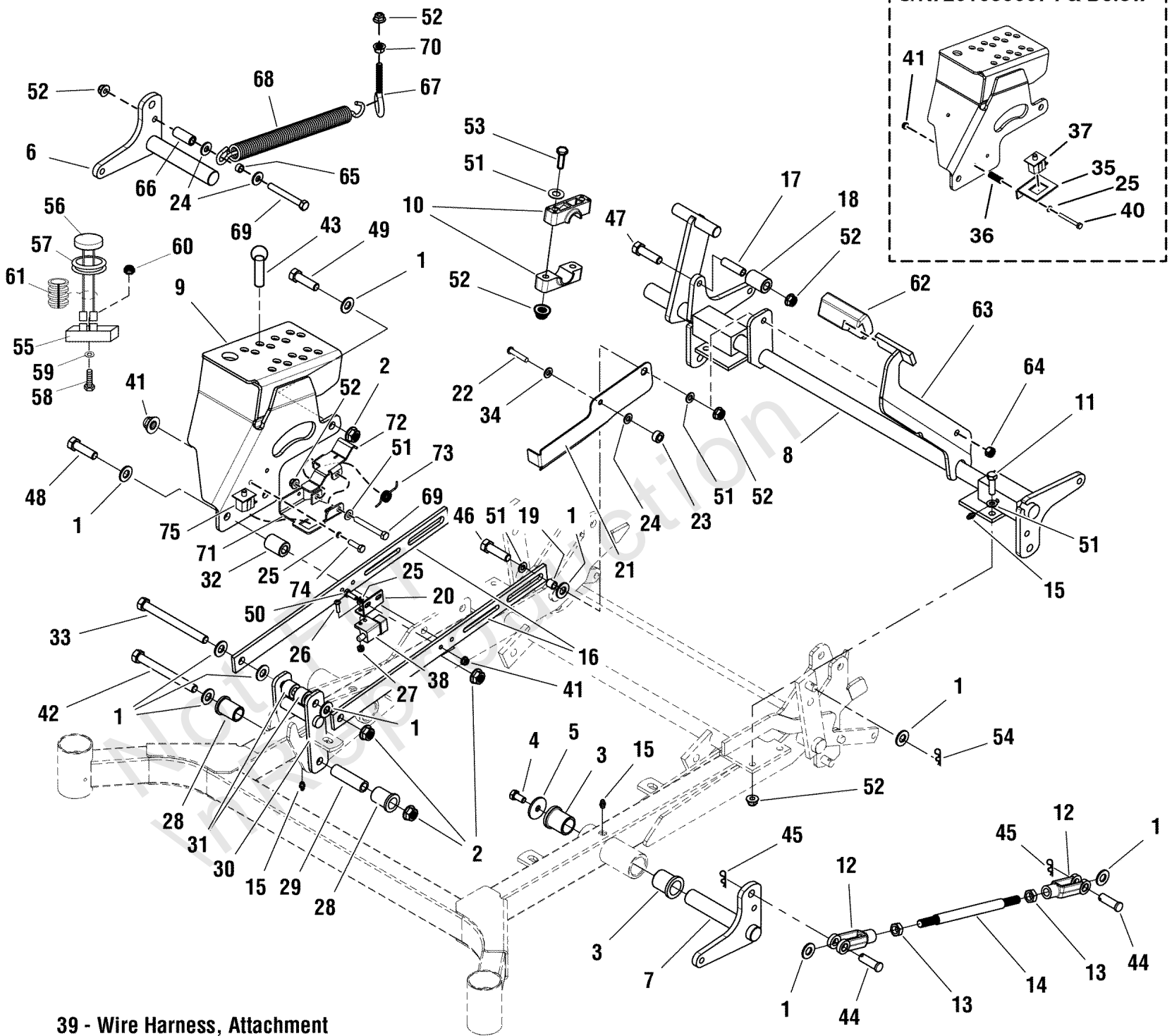
REF NO	PART NO	QTY	DESCRIPTION
1	5025158	14	WASHER, 1/2 SAE
2	5025396	5	NUT, Hex Flange, Nylock, 1/2-13
3	5021541	4	BUSHING, FLANGE
4	5025443	2	BOLT, 3/8-16 X 3/4, PLT W/PATCH
5	5100548	2	WASHER, .390 X 1.50 X .109, YZ
6	5403086B	1	WELD., DECK LIFT LEVER - RH - RED
7	5403085B	1	WELD., DECK LIFT LEVER - LH - RED
8	5403087B	1	WELD, DECK LIFT SHAFT - OUTFRONT - RED
9	5404358B	1	WELD, CUT HEIGHT BOX - RED
10	5100634	2	PIVOT BLOCK, PLASTIC
11	5025013X10	2	BOLT, 3/8-16 X 1-1/4" GD5 CZ
12	5023174	4	CLEVIS, 1/2-20, STEEL
13	5025089	4	NUT, 1/2-20 HEX JAM
14	5101156	2	ROD, DECK LIFT, OUTFRONT
15	5020095	5	GREASE FITTING, 1/4-28 STRAIGHT
16	5403123B	2	BAR, ACTUATOR LINK - RED
17	5101638	1	SPACER, .38 X .50 X 1.78 YZ
18	5101206	1	SPACER, .51 X 1.00 X 1.47 YZ
19	5101640	1	SPACER, .38 X .50 X .50, YZ
20	5403789B	1	PLATE, SWITCH MOUNT - RED
21	5403790B	1	PLATE, SWITCH COVER - RED
22	5025213X8	1	PIN-CLEVIS, 5/16 X 1 YZ
23	5020047	1	COLLAR, 5/16 SET
24	5025337	6	WASHER, 5/16 USS
25	5025154	4	WASHER, 1/4 SAE
26	5025179X6	2	SCREW, #10-24 X 3/4 ROUND PHILLIPS
27	5025271	2	NUT, #10-24 HEX NYLON LOCK
28	5101642	2	BUSHING, FLANGED, 3/4 X 1 X 1
29	5101186	1	SPACER, .51 X .75 X 2.66
30	5403243B	1	WELD, PIVOT LINK - ACTUATOR - RED
31	5045178	2	SPACER, .52 X 1.00 X .75
32	5101207	2	SPACER, .52 X 1.00 X 1.38 YZ
33	5025017X40	1	BOLT-1/2-13 X 5 GD5 YZ
34	5025155	5	WASHER, 5/16" SAE
35	5403779B	1	MOUNT, LOW PROFILE SWITCH - RED -(S/N: 2016359674 & Below)
36	5101637	2	SPRING, .325 X .475 X 1.25, BLK E-COAT -(S/N: 2016359674 & Below)
37	5101280	1	SWITCH, LOW PROF, NC/NO -(S/N: 2016359674 & Below)
38	1717050	1	SWITCH, PLUNGER, N.O./N.C.
39	5404017	1	WIRE HARNESS, ATTACHMENT, DECK
40	5025010X18	2	BOLT, 1/4-20 X 2-1/4, GD5 -(S/N: 2016359674 & Below)
41	5025391	4	NUT, 1/4-20 HEX NYLOCK FLANGE
42	5025017X32	1	BOLT, 1/2-13 X 4" GD5 CZ
43	5022045	1	PIN-COTTERLESS
44	5025479	4	CLEVIS PIN, 1/2 X 1.36 SAE STANDARD
45	80002736	4	PIN, 3/32 X .750, COT, ZINC/CLEAR
46	5025013X12	1	BOLT, 3/8-16 X 1-1/2" GD5 CZ
47	5025013X22	1	BOLT, 3/8-16 X 2-3/4" GD5 CZ
48	5025017X22	2	BOLT, 1/2-13 X 2-3/4 GD5 CZ

61" Mower Deck - Deck Lift Group

Note: Unless noted otherwise, use the standard torque specifications

Mfg. No: 5901236

5302237



39 - Wire Harness, Attachment

61" Mower Deck - Deck Lift Group

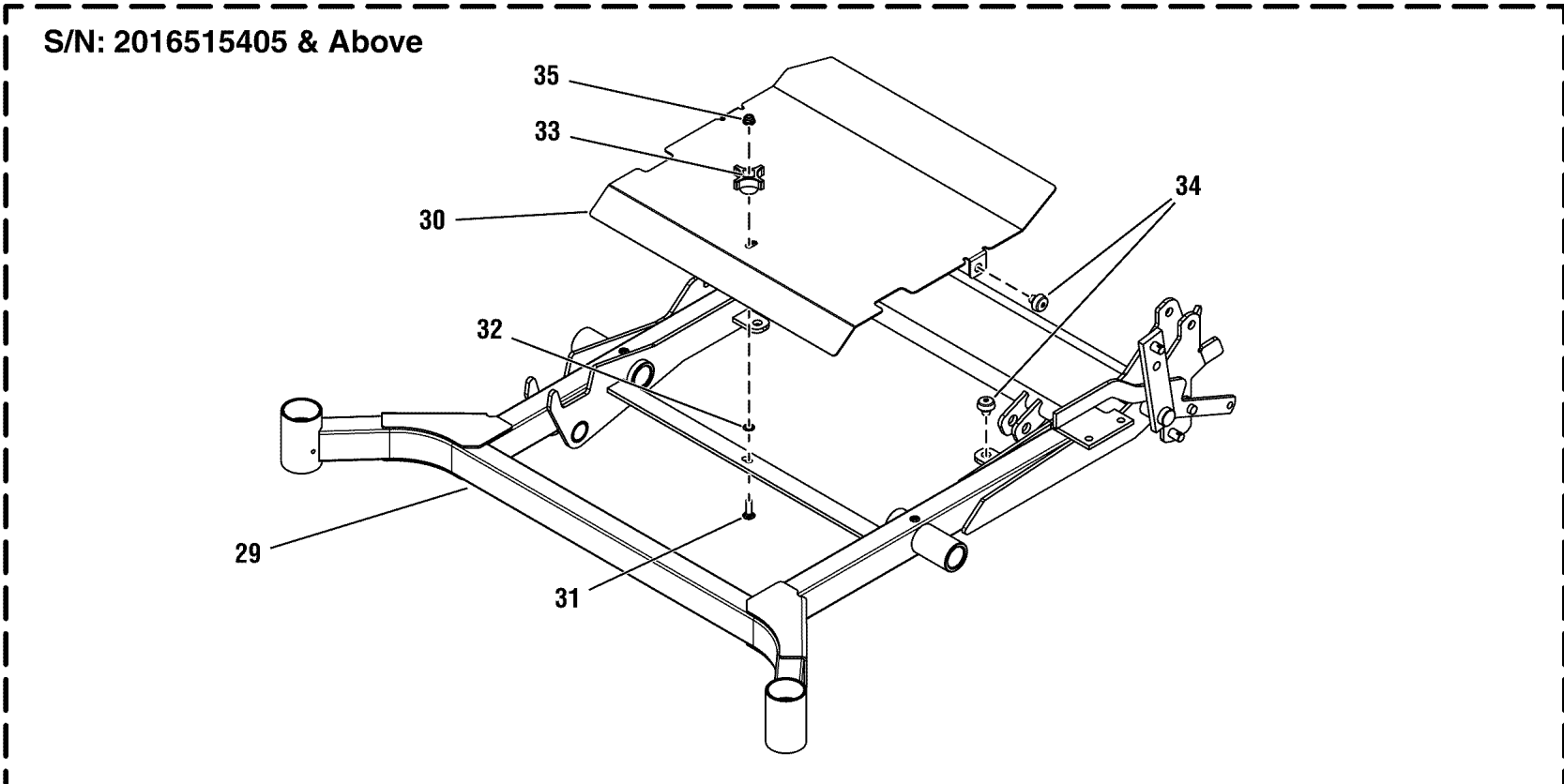
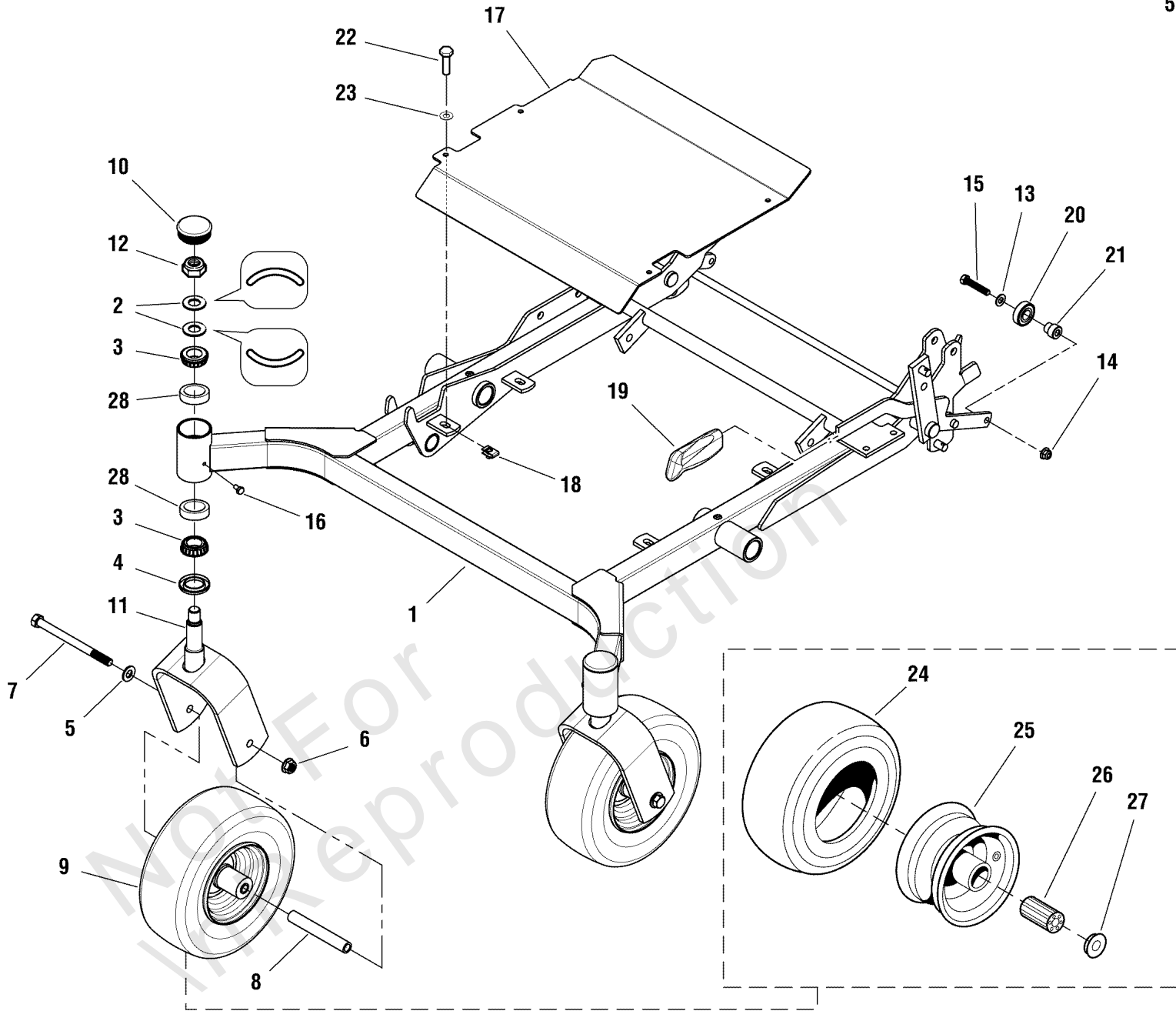
REF NO	PART NO	QTY	DESCRIPTION
49	5025017X12	1	BOLT, 1/2-13 X 1-1/2 GD5 CZ
50	5025010X6	2	BOLT, 1/4-20 X 3/4 GD5 YZ
51	5025156	8	WASHER, 3/8 SAE
52	5025394	11	NUT, 3/8-16 HEX NYLOCK FLANGE
53	5025013X20	2	BOLT, 3/8-16 X 2-1/2" GD5 CZ
54	5025210	2	PIN, HAIR, .0915 X 1-7/8
55	5101883	1	FLASHER, 90 FPM, OUT FRONT MOWER
56	5101884	1	INDICATOR LAMP, RED, LED
57	5022816	1	GROMMET, 1/2
58	5025010X12	1	BOLT, 1/4-20 X 1-1/2, GD5
59	5025154	1	WASHER, 1/4 SAE
60	5025391	1	NUT, 1/4-20 HEX NYLOCK FLANGE
61	5050927X7	1	WIRE LOOM, 3/8 ID X 7" LONG
62	5104262	1	PEDAL, Rubber
63	5406109B	1	WELD, QUICK DECK LIFT PEDAL - RED
64	5025100	1	NUT, 3/8-16 HEX SIDE LOCK
65	5041930	2	SPACER, .38 X .50 X .27
66	5048264	2	SPACER, .39 X .63 X 1.50
67	5025429	2	EYEBOLT, 3/8-16 X 4, 2.13THRD, .75EYE, C
68	5023355	2	SPRING, DECK LIFT ASSIST
69	5025013X24	3	BOLT, 3/8-16 X 3" GD5 CZ
70	5025128	2	NUT, 3/8-16 HEX SERRATED FLANGE
71	5410814A	1	WELD, SWITCH MOUNT - BLACK -(S/N: 2016359675 & Above)
72	5410817A	1	INDICATOR, DECK POSITION - BLK -(S/N: 2016359675 & Above)
73	5103841	1	SPRING, TORSION, .591ID X .40LG X .095WR -(S/N: 2016359675 & Above)
74	5025010X8	2	BOLT, 1/4-20 X 1" GD5 CZ -(S/N: 2016359675 & Above)
75	5103842	1	SWITCH, LOWER PRO, NC/NC -(S/N: 2016359675 & Above)

61" Mower Deck - Front Frame Group

Note: Unless noted otherwise, use the standard torque specifications

Mfg. No: 5901236

5302238B



61" Mower Deck - Front Frame Group

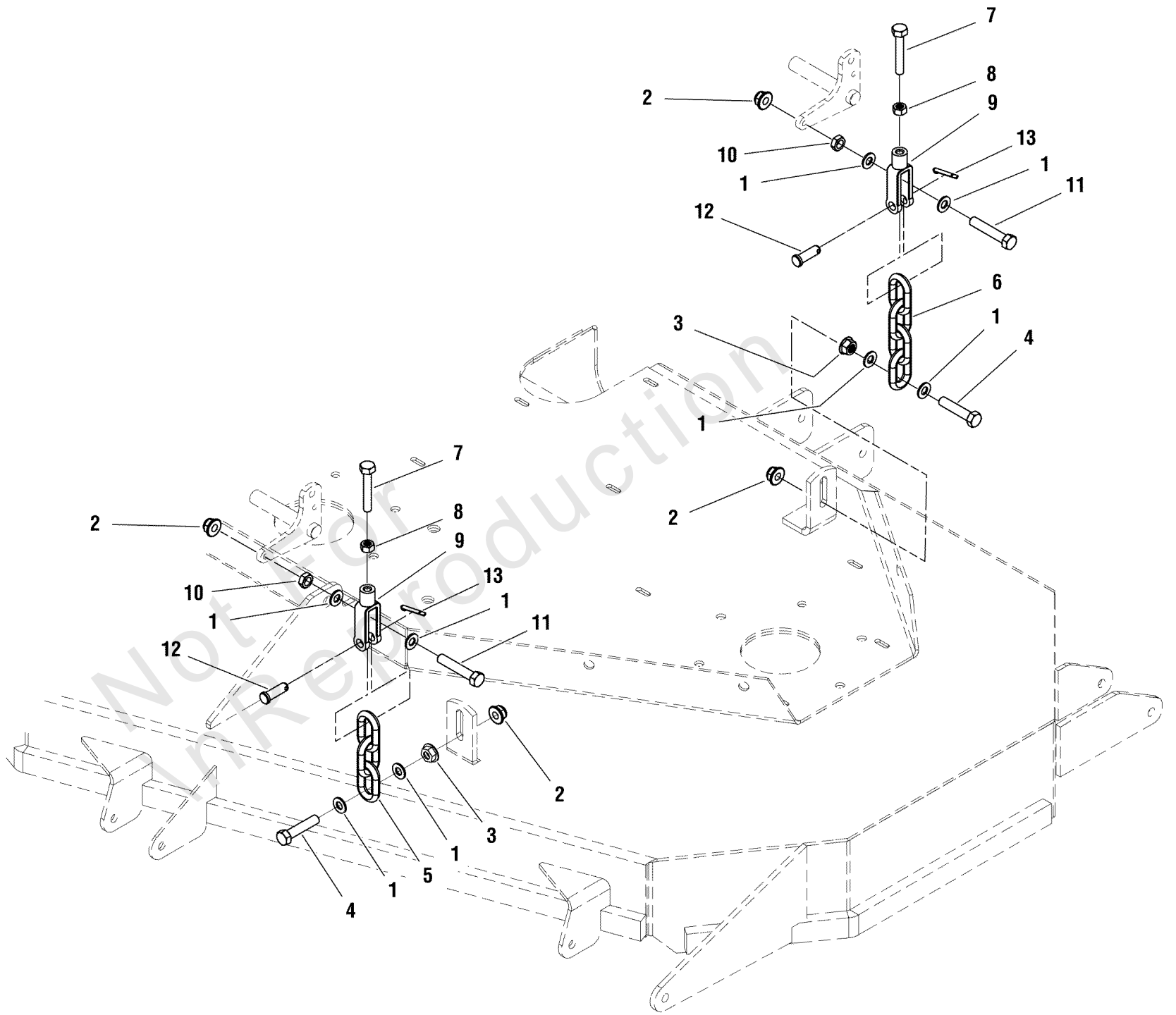
REF NO	PART NO	QTY	DESCRIPTION
1	5407086B	1	WELD, MOWER FRAME - OUTFRONT - RED -(S/N: 2016515404 & BELOW)
2	5025449	4	WASHER, BELLEVILLE - 1.500 X .755
3	5020884	4	BEARING, TAPERED ROLLER, 1"
4	5021072	2	SEAL, Grease
5	5025158	2	WASHER, 1/2 SAE
6	5025396	2	NUT, Hex Flange, Nylock, 1/2-13
7	5025017X56	2	BOLT, HEX, 1/2-13 X 7, GD 8, YZ
8	5045996	2	AXLE, Front Caster
9	5101418	2	WHEEL, CASTER, 11 X 4.0-5 SILVER BEAD LO
10	5102929	2	CAP, LOW PROFILE, STEEL
11	5401759B	2	WELD., FRONT CASTER YOKES - RED
12	5025448	2	NUT, 3/4-16, HEX JAM NYLON LOCK
13	5025156	2	WASHER, 3/8 SAE
14	5025394	2	NUT, 3/8 - 16 HEX NYLOCK FLANGE
15	5025013X16	2	BOLT, 3/8-16 X 2, GD5, CZ
16	5025457	2	BOLT, 1/4-28 X 1/2, GD5 YZ
17	5403264B	1	GUARD, BELT - CENTER - RED -(S/N: 2016515404 & BELOW)
18	5025452	4	BODY CLIP, 5/16-18 -1/4 MATERIAL
19	5100171	1	GRIP, BLACK FLEXIBLE
20	1705897	2	BEARING, BALL 11/16X1-9/16X15/32
21	5049184	2	SPACER, HYDRO PULLEY
22	5025011X8	4	BOLT, 5/16-18 X 1" GRD5 YZ
23	5025155	4	WASHER, 5/16" SAE
24	5022433X1	2	TIRE, FRONT, 11 X 4.0 - 5 (SV)
25	5101418X2	2	WHEEL ASSEMBLY, 11 X 4.0 - 5 TIRE CMP (SV)
26	5101418X1	4	BEARING, CASTER WHEEL, 11 X 4.0 - 5 BEAD LOCK (SV)
27	5021043	4	RETAINER, BEARING (TWO PER TIRE)(SV)
28	5020883	4	CUP, BEARING (SV)
29	5410972B	1	WELD, MOWER FRAME, 800 - 61" - RED -(S/N: 2016515405 & ABOVE)
30	5410971B	1	DECK GUARD, CENTER, 800 - RED -(S/N: 2016515405 & ABOVE)
31	5025145X8	1	BOLT, 5/16-18 X 1, CARRIAGE, GD5, CZ -(S/N: 2016515405 & ABOVE)
32	5025498	1	5/16" PUSH-ON NUT RETAINER, STL, CZ -(S/N: 2016515405 & ABOVE)
33	1670578	1	KNOB-INT THR .312-18 4-ARM 2.12WD 1.06LG -(S/N: 2016515405 & ABOVE)
34	197546	4	MNT, VBRTN, RBBR -(S/N: 2016515405 & ABOVE)
35	5025392	1	NUT, 5/16-18 HEX NYLOCK FLANGE NUT -(S/N: 2016515405 & ABOVE)

61" Mower Deck - Hanger Chains Group

Note: Unless noted otherwise, use the standard torque specifications

Mfg. No: 5901236

5302238E



61" Mower Deck - Hanger Chains Group

REF NO	PART NO	QTY	DESCRIPTION
1	5025156	16	WASHER, 3/8 SAE
2	5025394	8	NUT, 3/8-16 HEX NYLOCK FLANGE
3	5025128	4	NUT, 3/8-16 HEX SERRATED FLANGE
4	5025013X14	4	BOLT, 3/8-16 X 1-3/4" GD5 CZ
5	5050878X3	2	CHAIN, 5/16 GD30, 3 LINKS
6	5050878X4	2	CHAIN, 5/16" GD30, 4 LINKS
7	5025055X14	4	BOLT- 5/16-18 X 1-3/4 GD5 TFL
8	5025032	4	NUT, 5/16-18 HEX
9	5100375	4	CLEVIS, 5/16-18, 3/8 PIN HOLE
10	5025084	4	NUT, 3/8-16 HEX JAM
11	5025013X16	4	BOLT, 3/8-16 X 2, GD5, CZ
12	5025214X9	4	PIN, CLEVIS, 3/8 X 1-1/8
13	80002736	4	PIN, 3/32 X 0.750, COT, ZINC/CLEAR

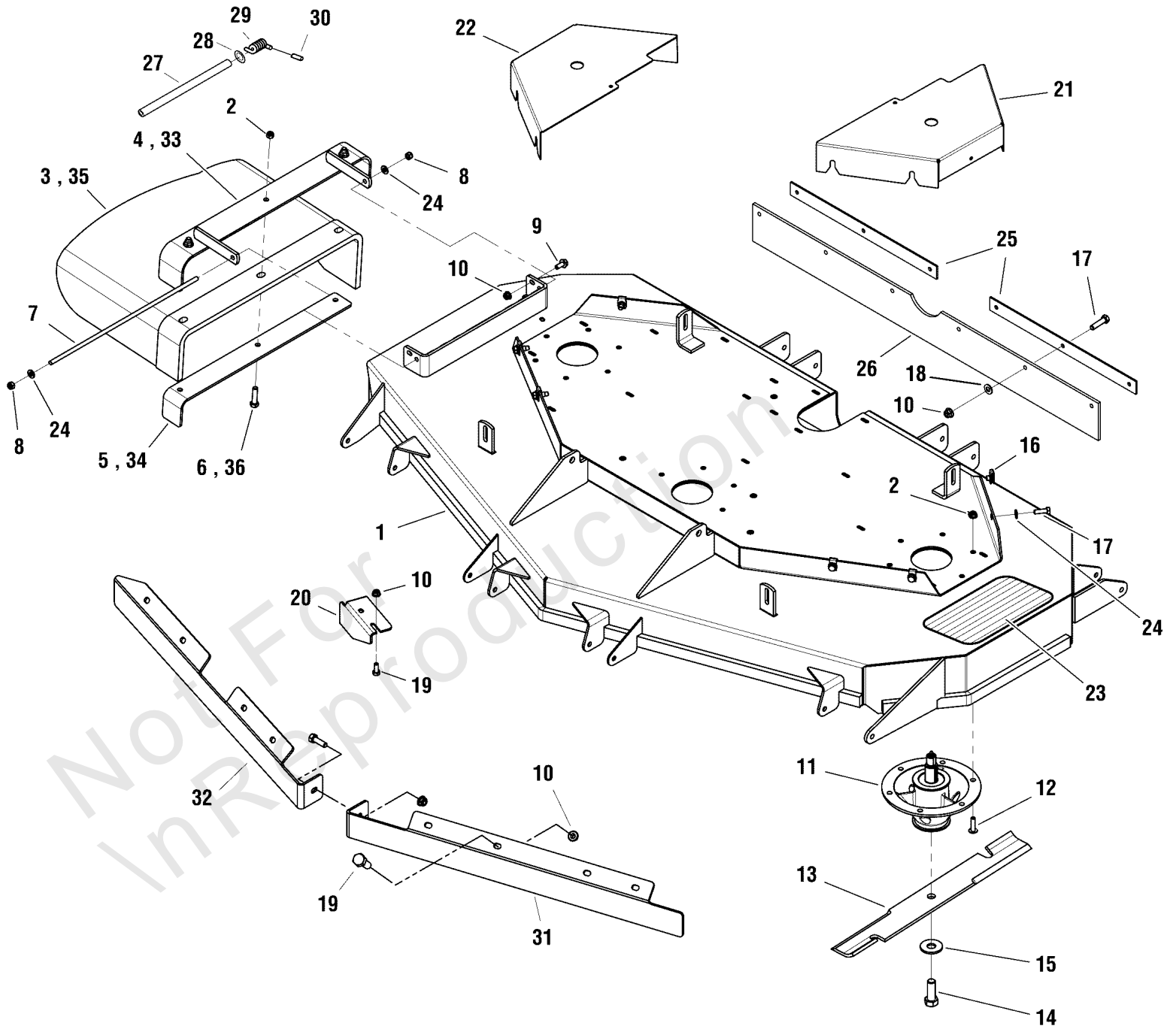
Not For In Reproduction

61" Mower Deck - Housing, Covers, Spindles & Blades Group - Side Discharge

Note: Unless noted otherwise, use the standard torque specifications

Mfg. No: 5901236

5302238C



61" Mower Deck - Housing, Covers, Spindles & Blades Group - Side Discharge

REF NO	PART NO	QTY	DESCRIPTION
1	5600448	1	DECK SHELL W/ DECALS, F800X/61 (5407677B) -(USA Models Only)
1	5600440	1	DECK SHELL W/ DECALS, 61, F800XCE (5406817B) -(CE Models Only)
2	5025394	21	NUT, 3/8-16 HEX NYLOCK FLANGE
3	5404834	1	CHUTE, DISCHARGE, BEND RUBBER (SV) -(S/N: 2017094785 & Below)
4	5404716A	1	WELD, FRAME, CHUTE, 61 - BLK -(S/N: 2017094785 & Below)
5	5408018A	1	SUPPORT, DISCHARGE CHUTE, 61/72 - BLK -(S/N: 2017094785 & Below)
6	5025013X12	3	BOLT, 3/8-16 X 1-1/2" GD5 CZ -(S/N: 2017094785 & Below)
7	5061300	1	ROD MOUNT, CHUTE 61"
8	5025045	2	NUT, 5/16-24 HEX NYLON LOCK
9	5025011X6	1	BOLT, 5/16-18 X 3/4 GD5
10	5025392	19	NUT, 5/16-18 HEX NYLOCK FLANGE -(ANSI-EXP/USA Models Uses Qty. 10)
11	5100993	3	SPINDLE ASSM, CAST IRON 8.0-6 BOLT
12	5025390X8	18	BOLT, Flange, 3/8-16 X 1
13	5101755S	1	BLADE SET, 61 DECK (3) -(SV)(Set of 3 blades)
14	5025320X14	3	BOLT, 5/8-11 X 1-3/4 GD8
15	5025477	3	WASHER, BLADE BOLT, 9/16" F436, CZ
16	5022308	6	BODY CLIP, 5/16-18-7GA MATERIAL
17	5025011X8	12	BOLT, 5/16-18 X 1 GD5 YZ
18	5025498	2	5/16 PUSH-ON NUT RETAINER, STL, CZ
19	5025145X6	11	BOLT, 5/16-18 X 3/4, CARRIAGE -(ANSI-EXP/USA Models Uses Qty. 2)
20	5401344A	1	PLATE, DEFLECTOR - BLK
21	5403163B	1	GUARD, 61, LH - OUTFRONT - RED
22	5403164B	1	GUARD, 61, RH - OUTFRONT - RED
23	5101004	1	SAFETY WALK, 4.00 X 7.50
24	5025155	6	WASHER, 5/16" SAE
25	5405321B	2	PLATE, SUPPORT, S800X - RED
26	5102036	1	FLAP, STRIPER, 61 DECK
27	5050086X10P75	1	TUBE, 1/2 X 3/8 X 10.75 BLACK POLY -(CE Models Only)
28	5025164	1	WASHER, 5/16 FENDER -(CE Models Only)
29	5023385	1	SPRING, TORSION -(CE Models Only)
30	5023489	1	CAP, PROTECTOR, .120 ID -(CE Models Only)
31	5406717A	1	BAFFLE, BLOWOUT, 61 ICD, LH - BLK -(CE Models Only)
32	5406818A	1	BAFFLE, BLOWOUT, 61 ICD, RH - BLK -(CE Models Only)
33	5413387A	1	WELD, MOUNT, DISCHARGE CHUTE - BLK -(S/N: 2017094786 & Above)
34	5413385A	1	SUPPORT, DISCHARGE CHUTE - BLK -(S/N: 2017094786 & Above)
35	5413499	1	CHUTE, RUBBER DISCHARGE (5413499) -(S/N: 2017094786 & Above)
36	5025146X12	3	BOLT, 3/8-16 X 1-1/2, CARRIAGE, GD5, CZ -(S/N: 2017094786 & Above)

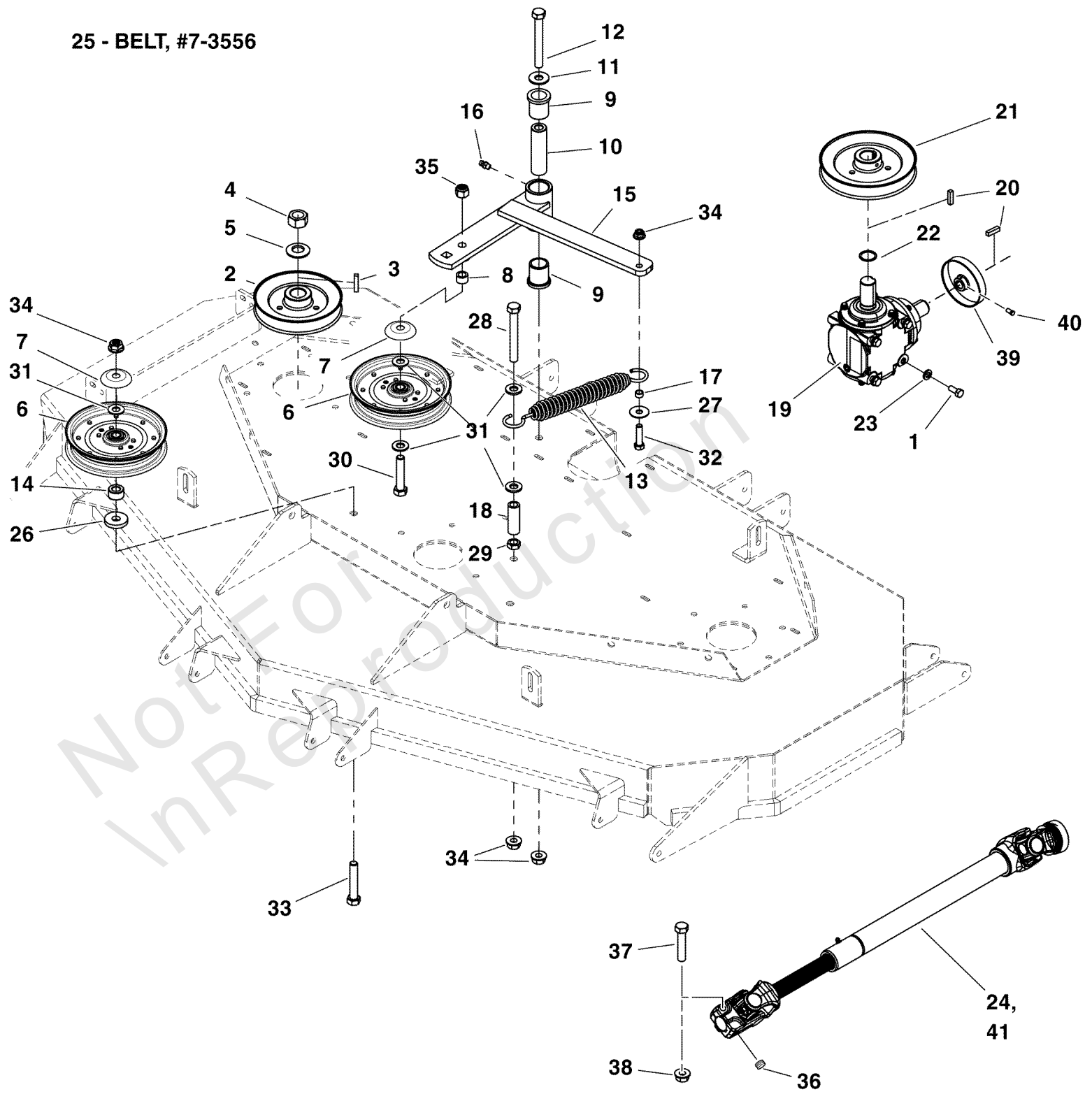
61" Mower Deck - Pulleys, Belts & Idler Arm Group

Note: Unless noted otherwise, use the standard torque specifications

Mfg. No: 5901236

5302238

25 - BELT, #7-3556



61" Mower Deck - Pulleys, Belts & Idler Arm Group

REF NO	PART NO	QTY	DESCRIPTION
1	5025011X6	4	BOLT, 5/16-18 X 3/4 GD5
2	5023175	3	PULLEY, 5.540OB X .985ID, SINGLE B-SEC
3	5050407X10	3	KEY, 1/4" SQ. X 1-1/4
4	5025406	3	WASHER, 3/4 BELLEVILLE CL/ZC
5	5025405	3	NUT, 3/4-16 Hex
6	-----	3	Replace with: Pulley #5104717 & Debris Shield #5105145 -(Refer to Note: *)
7	5101103	3	SHIELD, PULLEY BEARING, CZ
8	5101161	1	SPACER, .52 X 1.00 X .63, YZ
9	5021541	2	BUSHING, FLANGE
10	5045022	1	SPACER, .52 x 1.00 x 3.50
11	5025150	1	WASHER, 1/2" USSZ
12	5025017X40	1	BOLT, 1/2-13 X 5" GD5 YZ
13	5100633	1	SPRING-EXT, 1.25 ODX5.70LGX.142WR, BLK
14	5101162	2	SPACER, .52 X 1.00 X .56, PM, CZ
15	5403124B	1	WELD, IDLER ARM - OUTFRONT - RED
16	5020095	1	GREASE FITTING, 1/4-28 Straight
17	5041930	1	SPACER, .38 X .50 X .27, CZ
18	5050857X2P125	1	HOSE, 1/2" PUSH-ON 2.125"
19	5101164	1	GEAR BOX, RIGHT ANGLE
20	5050407X8	2	KEY, 1/4" SQ. X 1.00"
21	5101166	1	PULLEY, 6.25" SPLIT STEEL W/ 1" ID
22	5020864	1	SNAP RING, EXTERNAL, 1 SHAFT
23	5025170	4	WASHER, 5/16 LOCK YZ
24	5102089	1	DRIVE SHAFT, S800XY -(Diesel Models)
25	5021854	1	BELT, Deck Drive BGF52
26	5044913	2	WASHER, .53 X 1.50 X .25
27	5025165	1	WASHER, 3/8" Fender
28	5025017X32	1	BOLT, 1/2-13 X 4" GD5 CZ
29	5025301	1	NUT, Hex, Jam, 1/2-13
30	5025018X20	1	BOLT, 1/2-20 X 2-1/2" GD5 CZ
31	5025158	3	WASHER, 1/2 SAE
32	5025013X10	1	BOLT, 3/8-16 X 1-1/4" GD5 CZ
33	5025017X22	2	BOLT, 1/2-13 X 2-3/4 GD5 CZ
34	5025396	4	NUT, Hex Flange, Nylock, 1/2-13
35	5025098	1	NUT, Hex, Nylon Lock, 1/2-20
36	5025063X3	1	SET SCREW, 3/8-16 X 3/8
37	5025013X14	1	BOLT, 3/8-16 X 1-3/4" GD5 CZ
38	5025096	1	NUT, Hex, Nylon Locking, 3/8-16
39	5102465	1	GUARD, TRASH, S800X
40	5025554	2	SOC SET SCREW, 1/4-20X3/8, DRI-LOC PATCH
41	5101173	1	SHAFT, TELESCOPING DRIVE, OUT-FRONT -(Gas Models)(S/N: 2017795055 & Below)
41	5105404	1	DRIVE SHAFT SEALED S800 GAS - NET -(Gas Models)(S/N: 2017795056 & Above)

Footnotes:

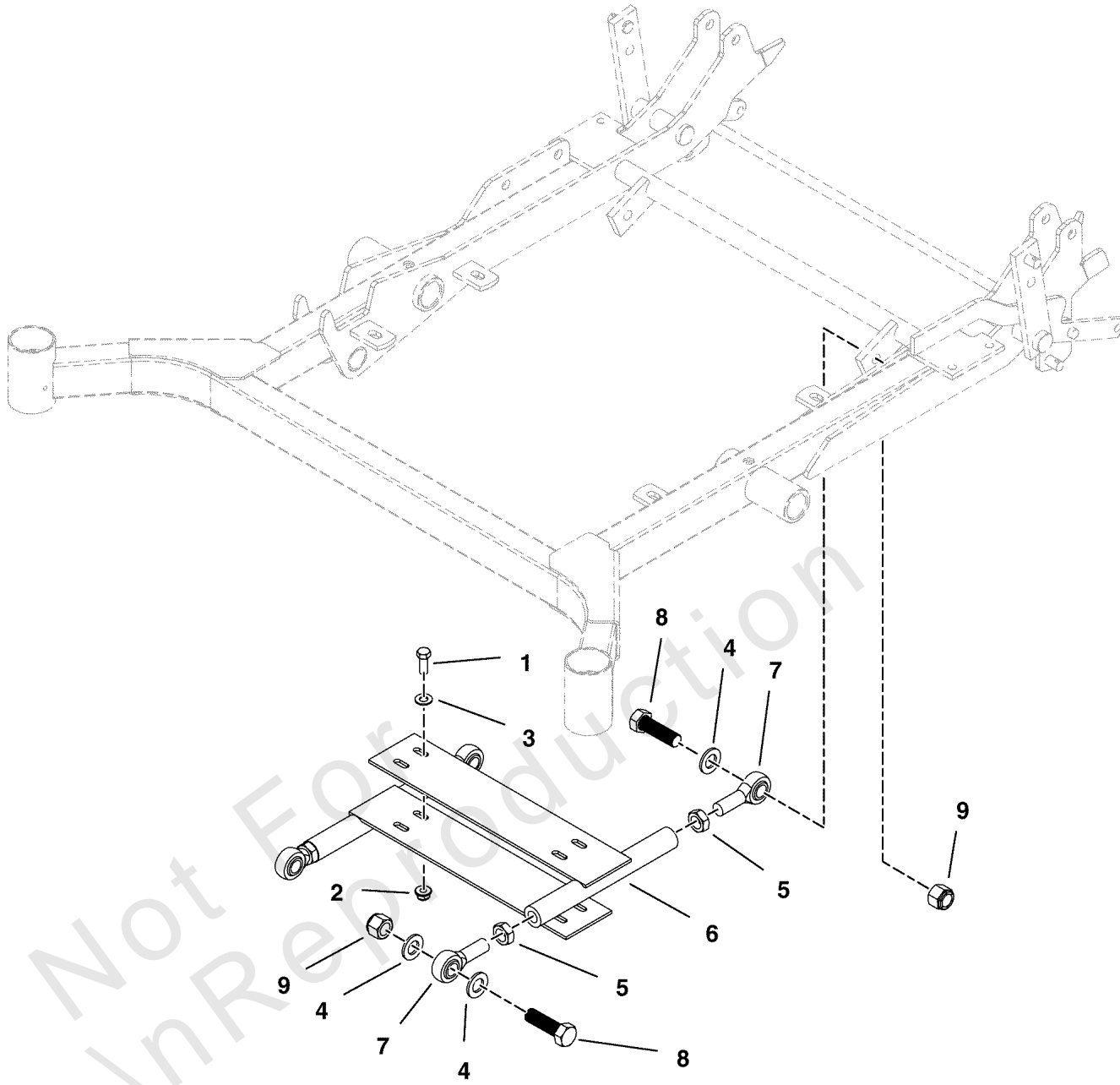
Note:* If not present, order 5025158 - washer and 5101103 shield.

61" Mower Deck - Puller Bar Group

Note: Unless noted otherwise, use the standard torque specifications

Mfg. No: 5901236

5302238A



61" Mower Deck - Puller Bar Group

REF NO	PART NO	QTY	DESCRIPTION
1	5025013X8	4	BOLT, 3/8-16 X 1" GD5 CZ
2	5025128	4	NUT, 3/8-16 HEX SERRATED FLANGE
3	5025156	4	WASHER, 3/8 SAE
4	5025281	6	WASHER, 5/8 SAE
5	5025454	4	NUT, 5/8-18, HEX JAM
6	5407058B	2	WELD, DECK STABILIZER - RED
7	5102683	4	BALL JOINT, 5/8-18, MALE
8	5025019X20	4	BOLT, HEX, 5/8-11 X 2-1/2, GD5, CZ
9	5025403	4	NUT, 5/8-11 HEX NYLON LOCK

Not For InReproduction

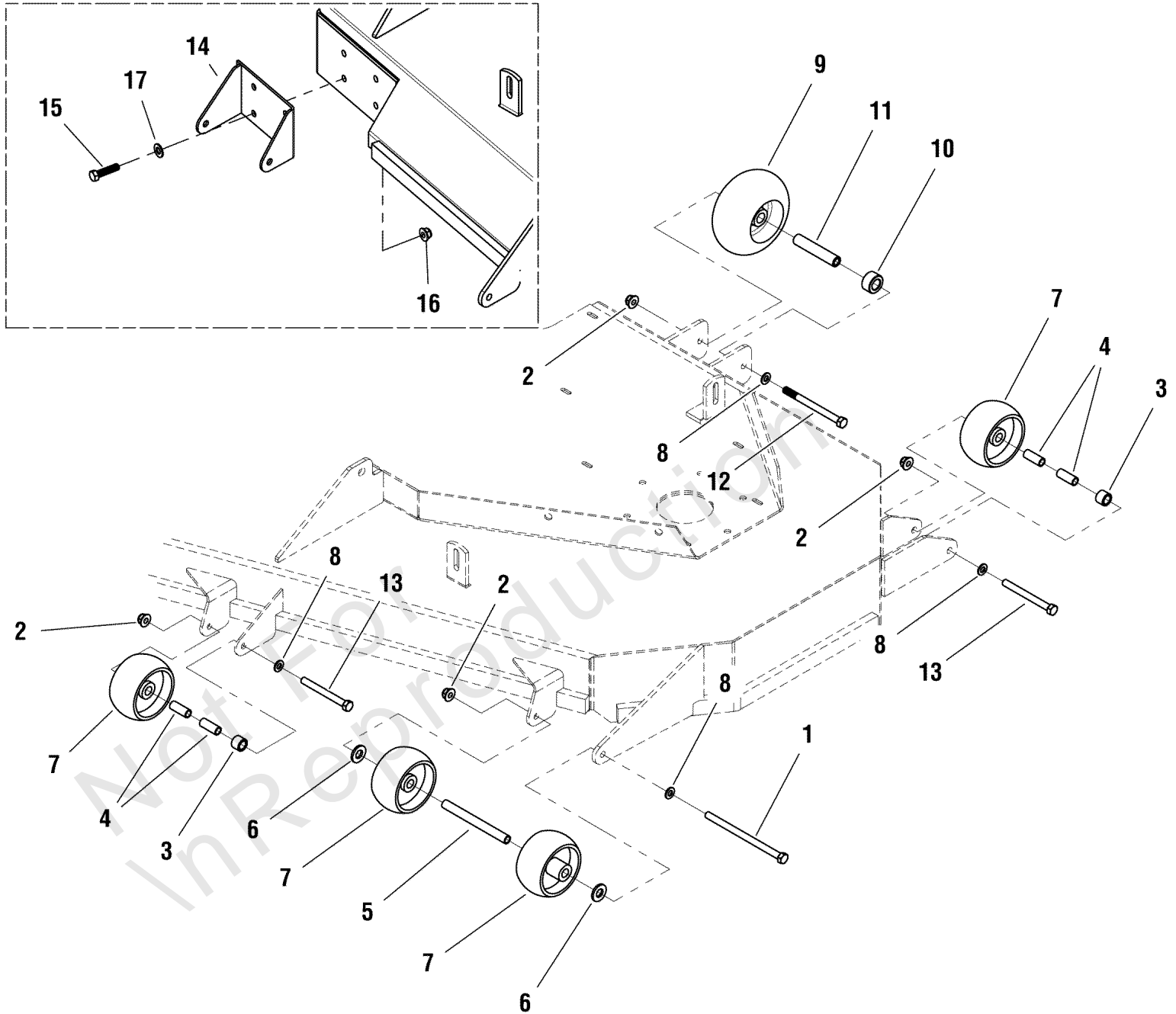
61" Mower Deck - Rollers & Casters Group

Note: Unless noted otherwise, use the standard torque specifications

Mfg. No: 5901236

5302238D

Right hand side bolt-on caster bracket & hardware.



61" Mower Deck - Rollers & Casters Group

REF NO	PART NO	QTY	DESCRIPTION
1	5025013X48	2	BOLT, 3/8-16 X 6" GD5 CZ
2	5025394	8	NUT, 3/8-16 HEX NYLOCK FLANGE -(Qty: 6 - Rear Discharge Models Only)
3	5047027	4	SPACER, .51 X .75 X .56
4	5041931	8	SPACER, .38 X .50 X 1.25
5	5046586	2	SPACER, .38 X .50 X 5.06
6	5025440	4	WASHER, 1/2 GD9 YZ
7	1714760	8	WHEEL- 2.00 WIDE 3.88 DIA 0.531ID POLY
8	5025155	8	WASHER, 5/16" SAE -(Qty: 6 - Rear Discharge Models Only)
9	1716353	2	GAUGE WHEEL-2.70 -(Side Discharge Models Only)
10	5100836	2	SPACER, .64 X 1.13 X .63 -(Side Discharge Models Only)
11	5101163	2	SPACER, .38 X .63 X 3.25, YZ -(Side Discharge Models Only)
12	5025013X36	2	BOLT, 3/8-16 X 4-1/2" GD5 CZ -(Side Discharge Models Only)
13	5025013X28	4	BOLT, 3/8-16 X 3-1/2" GD5 CZ
14	5408810B	1	PLATE, BRACKET, ANTI SCALP - RED
15	5025013X8	4	BOLT, 3/8-16 X 1" GD5 CZ
16	5025394	4	NUT, 3/8-16 HEX NYLOCK FLANGE
17	5025156	4	WASHER, 3/8 SAE

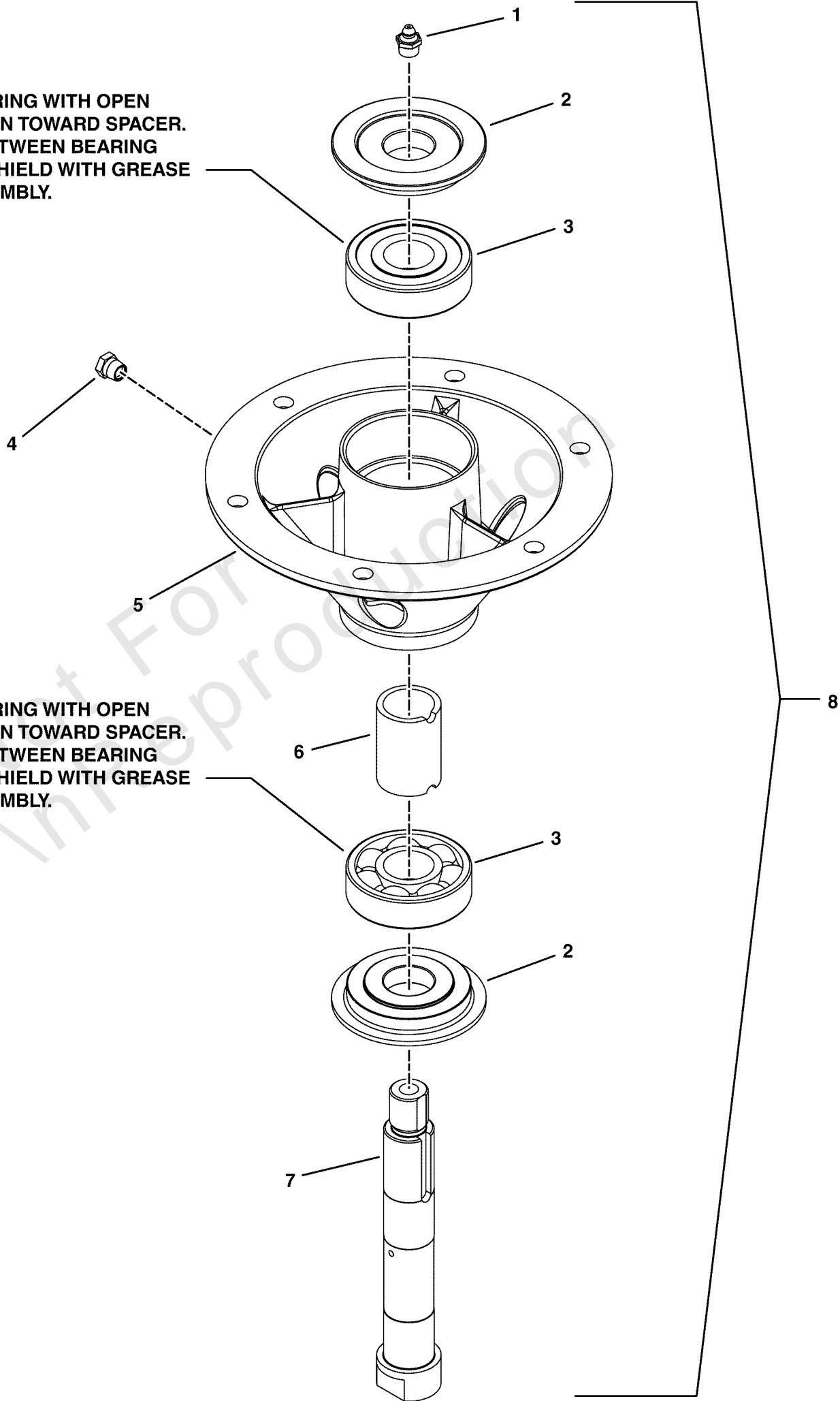
Spindle Service Parts - 5100993

Note: Unless noted otherwise, use the standard torque specifications

Mfg. No: 5901236

5100993

INSTALL BEARING WITH OPEN SIDE FACING IN TOWARD SPACER. FILL AREA BETWEEN BEARING AND TRASH SHIELD WITH GREASE DURING ASSEMBLY.



INSTALL BEARING WITH OPEN SIDE FACING IN TOWARD SPACER. FILL AREA BETWEEN BEARING AND TRASH SHIELD WITH GREASE DURING ASSEMBLY.

NOTE: FILL CAVITY WITH NLGI, GRADE 2, EP-2 GREASE (SUPERPLEX EP-2, SHELL ALBIDA LCS, BP ENERGREASE LC)

Spindle Service Parts - 5100993

REF NO	PART NO	QTY	DESCRIPTION
1	5023329	1	FITTING
2	5049793	2	TRASH SHIELD
3	5023330	2	BEARING, .98 X 2.44 X .67
4	5023296	1	FITTING, RELIEF, 1-5 PSI
5	5101048	1	HOUSING, SPINDLE, BOTTOM MOUNT SM
6	5061099	1	SPACER, 1.00 X 1.25 X 1.75
7	5061098	1	SPINDLE SHAFT
8	5100993	1	SPINDLE ASSM, CAST IRON 8.0 - 6-BOLT -(Includes Ref No. 1 - 7)

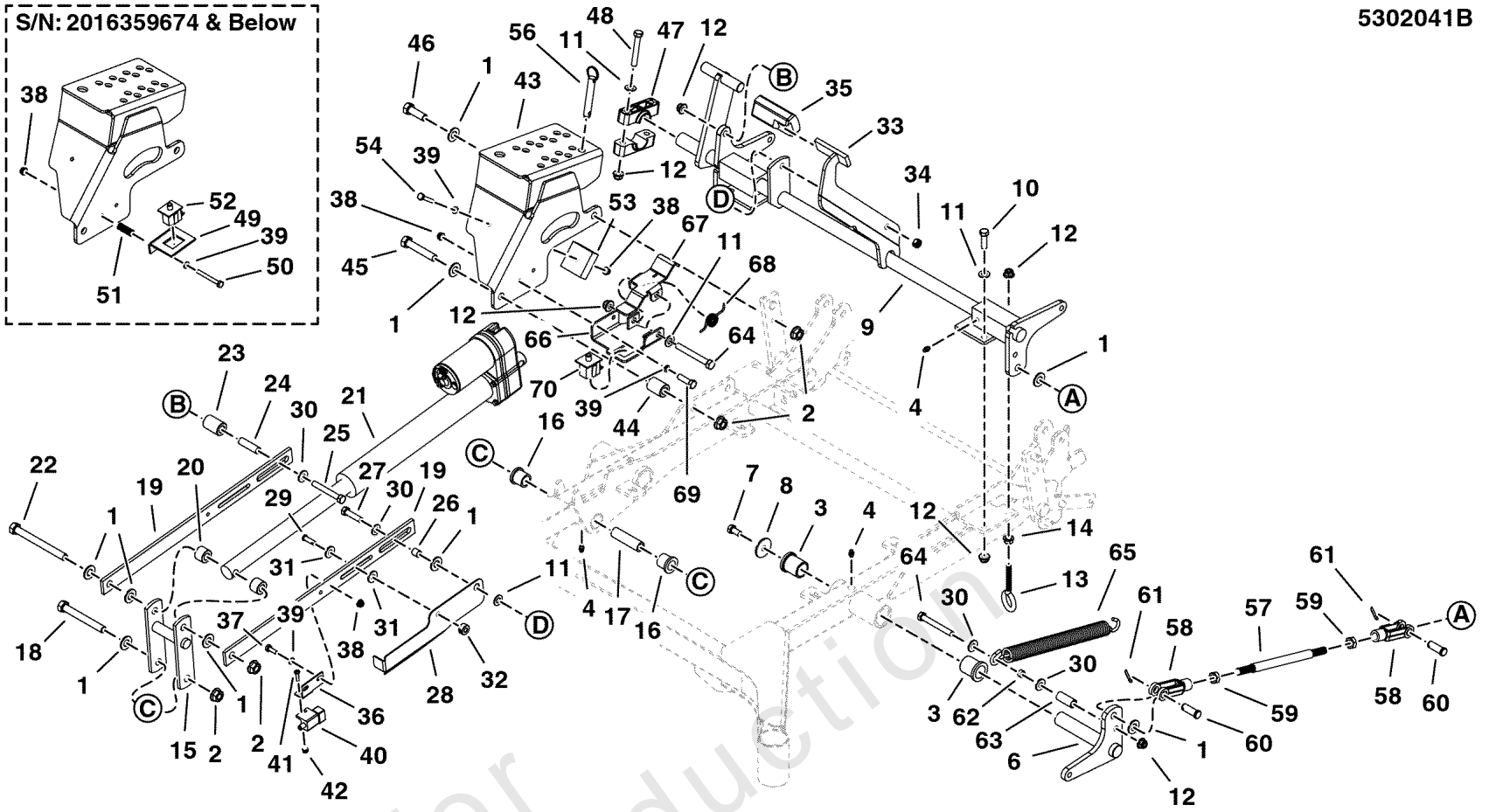
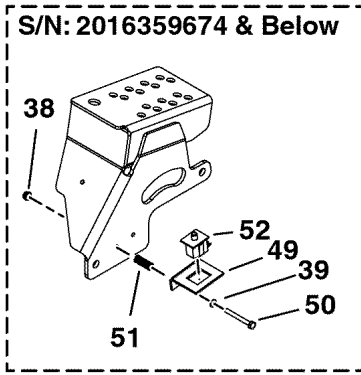
Not For InReproduction

72" Mower Deck - Deck Lift Group

Note: Unless noted otherwise, use the standard torque specifications

Mfg. No: 5901236

5302041B



72" Mower Deck - Deck Lift Group

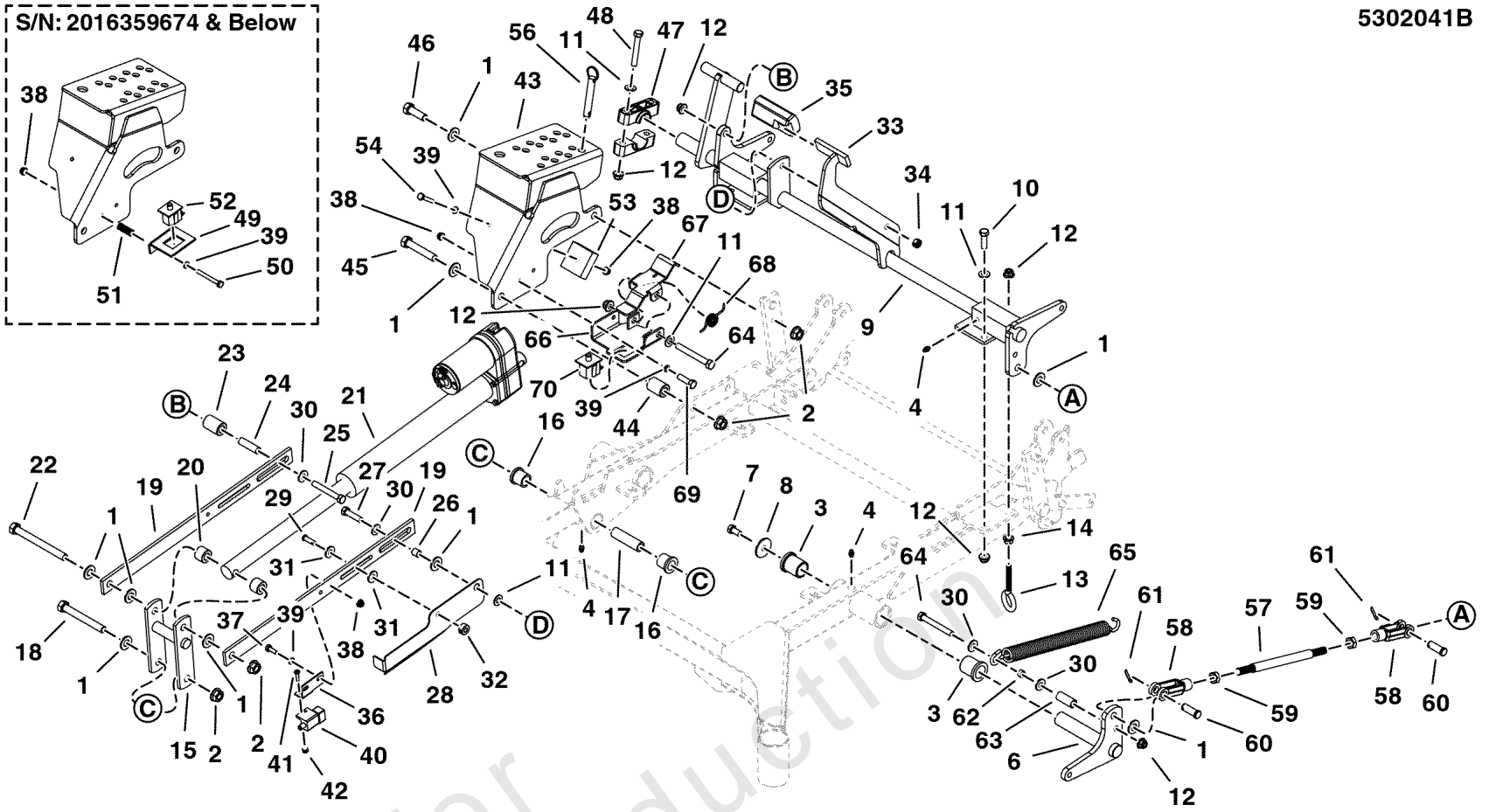
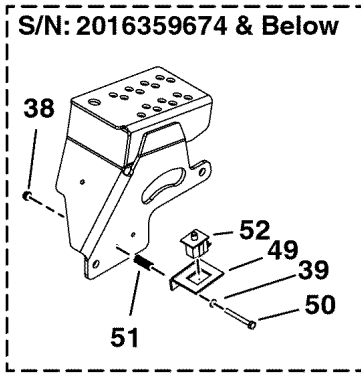
REF NO	PART NO	QTY	DESCRIPTION
1	5025158	12	WASHER, 1/2 SAE
2	5025396	5	NUT, Hex Flange, Nylock, 1/2-13
3	5021541	4	BUSHING, FLANGE
4	5020095	5	GREASE FITTING, 1/4-28 STRAIGHT
5	5403086B	1	WELD., DECK LIFT LEVER - RH - RED -(Not Shown)
6	5403085B	1	WELD., DECK LIFT LEVER - LH - RED
7	5025443	2	BOLT, 3/8-16 X 3/4, PLT W/PATCH
8	5100548	2	WASHER, .390 X 1.50 X .109, YZ
9	5403087B	1	WELD, DECK LIFT SHAFT - OUTFRONT - RED
10	5025013X10	2	BOLT, 3/8-16 X 1-1/4" GD5 CZ
11	5025156	6	WASHER, 3/8 SAE
12	5025394	10	NUT, 3/8-16 HEX NYLOCK FLANGE
13	5025429	2	EYEBOLT, 3/8-16 X 4, 2.13THRD, .75EYE, C
14	5025128	2	NUT, 3/8-16 HEX SERRATED FLANGE
15	5403243B	1	WELD, PIVOT LINK - ACTUATOR - RED
16	5101642	2	BUSHING, FLANGED, 3/4 X 1 X 1
17	5101186	1	SPACER, .51 X .75 X 2.66
18	5025017X32	1	BOLT, 1/2-13 X 4" GD5 CZ
19	5403123B	2	BAR, ACTUATOR LINK - RED
20	5045178	2	SPACER, .52 X 1.00 X .75, CZ
21	5103120	1	ACTUATOR, 12" STROKE, 1600 LBS
22	5025017X40	1	BOLT-1/2-13 X 5 GD5 YZ
23	5101206	1	SPACER, .51 X 1.00 X 1.47 CZ
24	5101638	1	SPACER, .38 X .50 X 1.78
25	5025013X22	1	BOLT, 3/8-16 X 2-3/4" GD5 CZ
26	5101640	1	SPACER, .38 X .50 X .50
27	5025013X12	1	BOLT, 3/8-16 X 1-1/2" GD5 CZ
28	5403790B	1	PLATE, SWITCH COVER - RED
29	5025213X8	1	PIN-CLEVIS, 5/16 X 1 YZ
30	5025337	6	WASHER, 5/16 USS
31	5025155	2	WASHER, 5/16" SAE
32	5020047	1	COLLAR, 5/16 SET
33	5406109B	1	WELD, DECK LIFT PEDAL - RED
34	5025100	1	NUT, 3/8-16 HEX SIDE LOCK
35	5104262	1	PEDAL, Rubber
36	5403789B	1	PLATE, SWITCH MOUNT - RED
37	5025010X6	2	BOLT, 1/4-20 X 3/4 GD5 YZ
38	5025391	5	NUT, 1/4-20 HEX NYLOCK FLANGE
39	5025154	5	WASHER, 1/4 SAE
40	1717050	1	SWITCH, PLUNGER, N.O./N.C.
41	5025179X6	2	SCREW, #10-24 X 3/4 ROUND PHILLIPS
42	5025271	2	NUT, #10-24 HEX NYLON LOCK
43	5404358B	1	WELD, CUT HEIGHT BOX - RED
44	5101207	2	SPACER, .52 X 1.00 X 1.38 CZ
45	5025017X22	2	BOLT, 1/2-13 X 2-3/4 GD5 CZ
46	5025017X12	1	BOLT, 1/2-13 X 1-1/2 GD5 CZ
47	5100634	2	PIVOT BLOCK, PLASTIC
48	5025013X20	2	BOLT, 3/8-16 X 2-1/2" GD5 CZ
49	5403779B	1	MOUNT, LOW PROFILE SWITCH - RED -(S/N: 2016359674 & Below)
50	5025010X18	2	BOLT, 1/4-20 X 2-1/4, GD5 -(S/N: 2016359674 & Below)

72" Mower Deck - Deck Lift Group

Note: Unless noted otherwise, use the standard torque specifications

Mfg. No: 5901236

5302041B



72" Mower Deck - Deck Lift Group

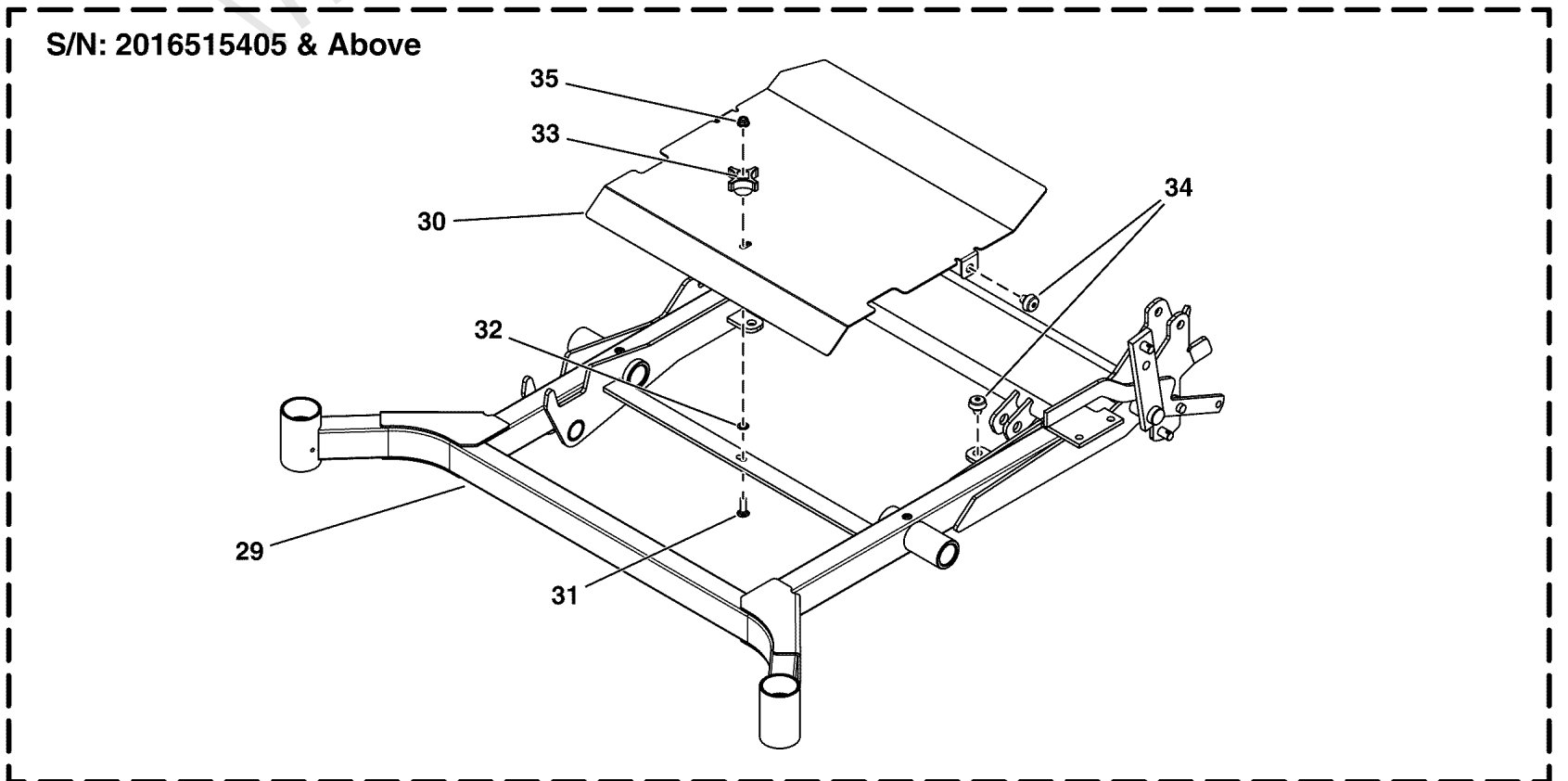
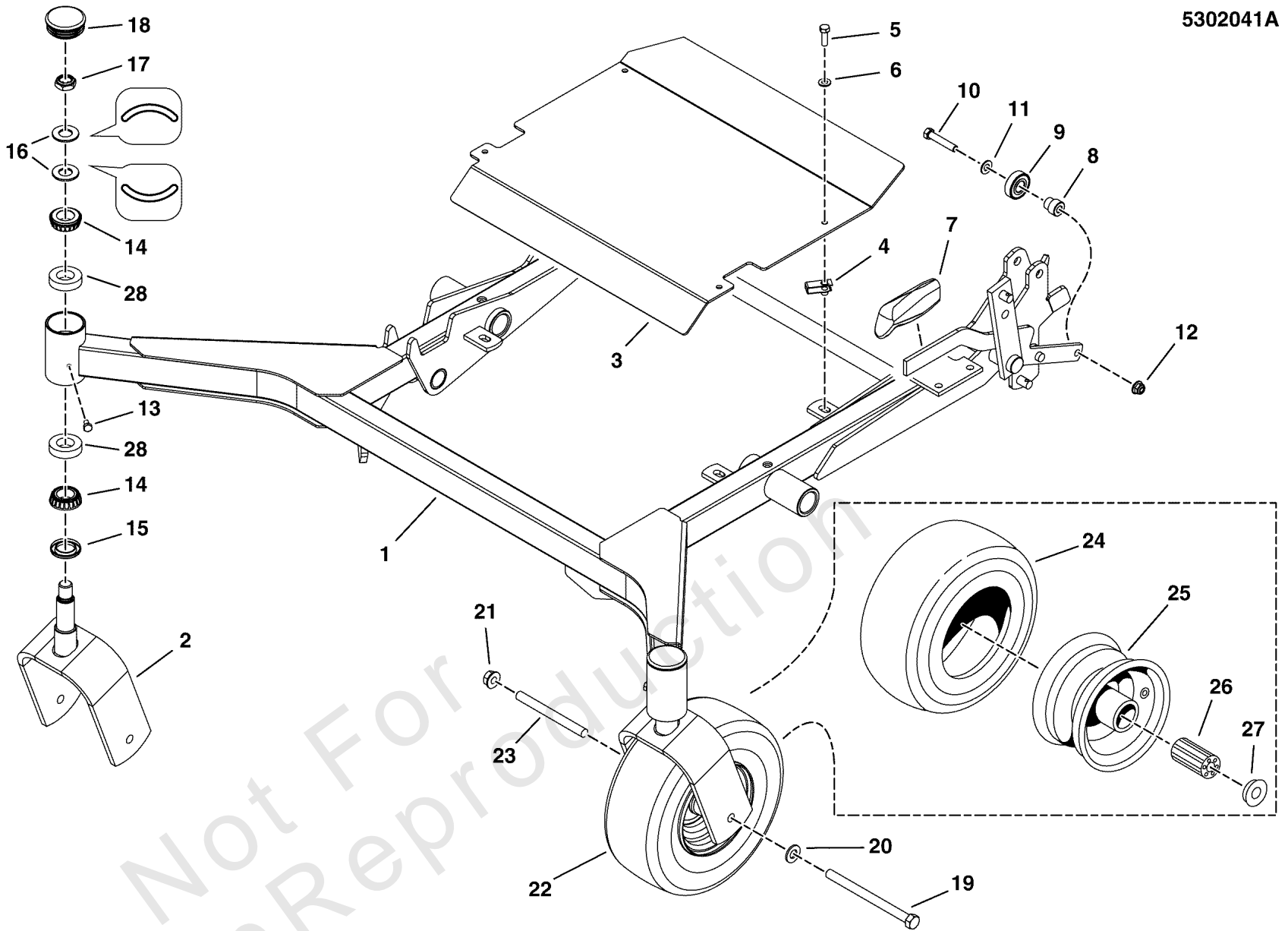
REF NO	PART NO	QTY	DESCRIPTION
51	5101637	2	SPRING-COMP,.335IDX1.250LGX.070WR - BLK -(S/N: 2016359674 & Below)
52	5101280	1	SWITCH, LOW PROF, NC/NO -(S/N: 2016359674 & Below)
53	5101883	1	FLASHER, 90 FPM, OUT FRONT MOWER
54	5025010X12	1	BOLT, 1/4-20 X 1-1/2, GD5
55	5101884	1	INDICATOR LAMP, RED LED -(Not Shown)
56	5022045	1	PIN-COTTERLESS
57	5101156	2	ROD, DECK LIFT, OUTFRONT
58	5023174	4	CLEVIS, 1/2-20, STEEL, CLEAR ZINC
59	5025089	4	NUT, 1/2-20 HEX JAM
60	5025479	4	CLEVIS PIN, 1/2 X 1.36 SAE STANDARD
61	80002736	4	PIN, 3/32 X .750, COT, ZINC/CLEAR
62	5041930	2	SPACER, .38 X .50 X .27, CZ
63	5048264	2	SPACER, .39 X .63 X 1.50, CZ
64	5025013X24	3	BOLT, 3/8-16 X 3" GD5 CZ
65	5023355	2	SPRING-EXT, 1.00 ODX13.25LGX.177WR, BLK
66	5410814A	1	WELD, SWITCH MOUNT - BLK -(S/N: 2016359675 & Above)
67	5410817A	1	INDICATOR, DECK POSITION - BLK -(S/N: 2016359675 & Above)
68	5103841	1	SPRING, TORSION, .591ID X .40LG X .95WR -(S/N: 2016359675 & Above)
69	5025010X8	2	BOLT, 1/4-20 X 1" GD5 CZ -(S/N: 2016359675 & Above)
70	5103842	1	SWITCH, LOWER PRO, NC/NC -(S/N: 2016359675 & Above)

72" Mower Deck - Front Frame Group

Note: Unless noted otherwise, use the standard torque specifications

Mfg. No: 5901236

5302041A



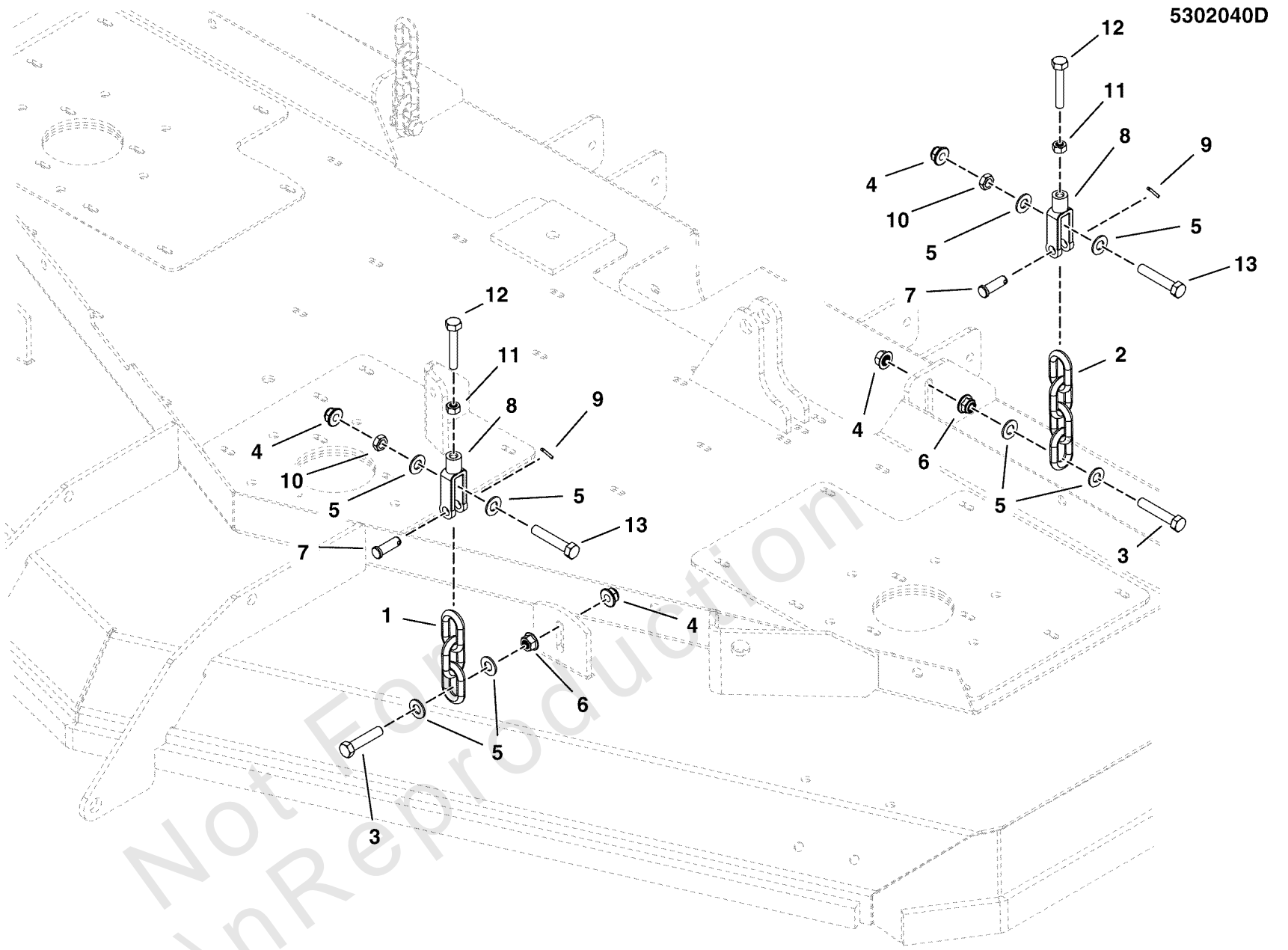
72" Mower Deck - Front Frame Group

REF NO	PART NO	QTY	DESCRIPTION
1	5405896B	1	WELD, MOWER FRAME - OUTFRONT - RED -(S/N: 2016515404 & Below)
2	5401759B	2	WELD., FRONT CASTER YOKES - RED
3	5407908B	1	DECK GUARD, CENTER, 72 - RED -(S/N: 2016515404 & Below)
4	5025452	4	BODY CLIP, 5/16-18 -1/4 MATERIAL
5	5025011X8	4	BOLT, 5/16-18 X 1" GRD5 YZ
6	5025155	4	WASHER, 5/16" SAE
7	5100171	1	GRIP, BLACK FLEXIBLE
8	5049184	2	SPACER, HYDRO PULLEY
9	1705897	2	BEARING, BALL 11/16X1-9/16X15/32
10	5025013X16	2	BOLT, 3/8-16 X 2, GD5, CZ
11	5025156	2	WASHER, 3/8 SAE
12	5025394	2	NUT, 3/8 - 16 HEX NYLOCK FLANGE
13	5025457	2	BOLT, 1/4-28 X 1/2, GD5 YZ
14	5020884	4	BEARING, TAPERED ROLLER, 1"
15	5021072	2	SEAL, Grease
16	5025449	4	WASHER, BELLEVILLE - 1.500 X .755
17	5025448	2	NUT, 3/4-16, HEX JAM NYLON LOCK
18	5102929	2	CAP, LOW PROFILE, STEEL
19	5025017X56	2	BOLT, HEX, 1/2-13 X 7, GD 8, YZ
20	5025158	2	WASHER, 1/2 SAE
21	5025396	2	NUT, Hex Flange, Nylock, 1/2-13
22	5101418	2	WHEEL, CASTER, 11 X 4.0-5 SILVER BEAD LO
23	5045996	2	AXLE, Front Caster
24	5022433X1	2	TIRE, FRONT, 11 X 4.0 - 5 (SV) -(SV)
25	5101418X2	2	WHEEL ASSEMBLY, 11 X 4.0 - 5 TIRE CMP (SV) -(SV)
26	5101418X1	4	BEARING, CASTER WHEEL, 11 X 4.0 - 5 BEAD LOCK (SV) -(SV)
27	5021043	4	RETAINER, BEARING (TWO PER TIRE)(SV) -(SV)
28	5020883	4	CUP, BEARING (SV) -(SV)
29	5410973B	1	WELD, MOWER FRAME, 800 - 72" - RED -(S/N: 2016515405 & Above)
30	5410971B	1	DECK GUARD, CENTER, 800 - RED -(S/N: 2016515405 & Above)
31	5025145X8	1	BOLT, 5/16-18 X 1, CARRIAGE, GD5, CZ -(S/N: 2016515405 & Above)
32	5025498	1	5/16" PUSH-ON NUT RETAINER, STL, CZ -(S/N: 2016515405 & Above)
33	1670578	1	KNOB-INT THR .312-18 4-ARM 2.12WD 1.06LG -(S/N: 2016515405 & Above)
34	197546	4	MNT, VBRTN, RBBR -(S/N: 2016515405 & Above)
35	5025392	1	NUT, 5/16-18 HEX NYLOCK FLANGE NUT -(S/N: 2016515405 & Above)

72" Mower Deck - Hanger Chains Group

Note: Unless noted otherwise, use the standard torque specifications

Mfg. No: 5901236



72" Mower Deck - Hanger Chains Group

REF NO	PART NO	QTY	DESCRIPTION
1	5050878X3	2	CHAIN, 5/16 GD30, 3 LINKS
2	5050878X4	2	CHAIN, 5/16" GD30, 4 LINKS
3	5025013X14	4	BOLT, 3/8-16 X 1-3/4" GD5 CZ
4	5025394	8	NUT, 3/8-16 HEX NYLOCK FLANGE
5	5025156	16	WASHER, 3/8 SAE
6	5025128	4	NUT, 3/8-16 HEX SERRATED FLANGE
7	5025214X9	4	PIN, CLEVIS, 3/8 X 1-1/8, CZ
8	5100375	4	CLEVIS, 5/16-18, 3/8 PIN HOLE, CLR ZINC
9	80002736	4	PIN, 3/32 X 0.750, COT, ZINC/CLEAR
10	5025084	4	NUT, 3/8-16 HEX JAM
11	5025032	4	NUT, 5/16-18 HEX
12	5025055X16	4	BOLT, 5/16-18 X 2 GD5 TFL
13	5025013X16	4	BOLT, 3/8-16 X 2, GD5, CZ

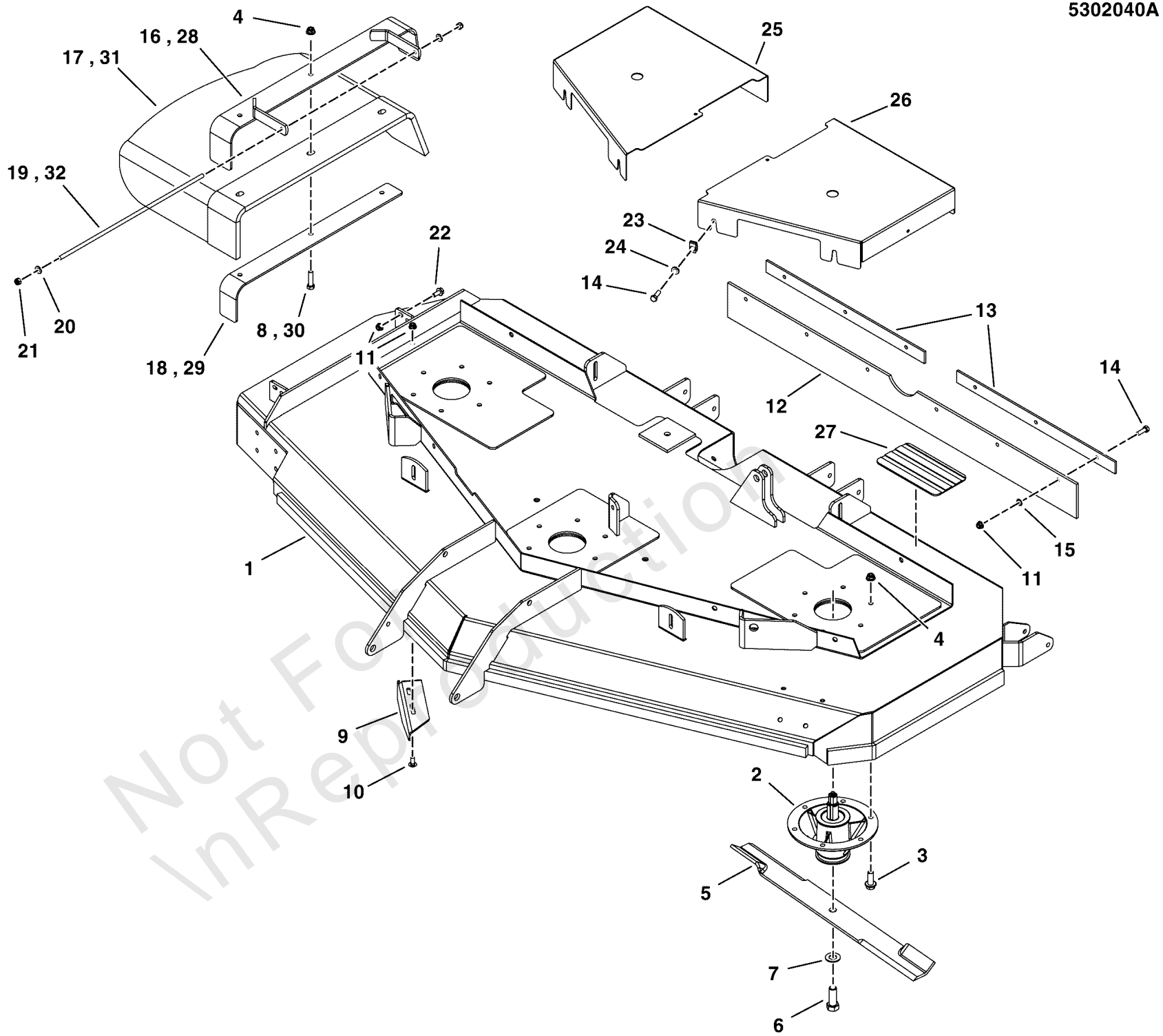
Not For In Reproduction

72" Mower Deck - Housing, Covers, Spindles & Blades Group

Note: Unless noted otherwise, use the standard torque specifications

Mfg. No: 5901236

5302040A



72" Mower Deck - Housing, Covers, Spindles & Blades Group

REF NO	PART NO	QTY	DESCRIPTION
1	5600665	1	DECK SHELL W/ DECALS, 72 - F800X -(5408213B)
2	5100993	3	SPINDLE ASSM, CAST IRON 8.0-6 BOLT
3	5025390X10	18	BOLT, 3/8-16 X 1-1/4, FLANGE, GD 5, CZ
4	5025394	21	NUT, 3/8-16 HEX NYLOCK FLANGE
5	5102227S	3	BLADE, 25 X 25 X 2.50, HIGH LIFT (SET OF 3)
6	5025320X14	3	BOLT, 5/8-11 X 1-3/4 GD8
7	5025477	3	WASHER, 5/8 GRADE 8, YZ
8	5025013X12	3	BOLT, 3/8-16 X 1-1/2" GD5 CZ -(S/N: 2017118253 & Below)
9	5407876A	1	PLATE, DEFLECTOR, 72 - BLK
10	5025145X6	2	BOLT, 5/16-18 X 3/4, CARRIAGE
11	5025392	9	NUT, 5/16-18 HEX NYLOCK FLANGE
12	5102621	1	FLAP, STRIPER, 72 DECK
13	5406813B	2	PLATE, SUPPORT, 72, S800X - RED
14	5025011X8	12	BOLT, 5/16-18 X 1 GD5 YZ
15	5025498	6	5/16 PUSH-ON NUT RETAINER, STL, CZ
16	5408016A	1	WELD, FRAME, CHUTE, 72 - BLK -(S/N: 2017118253 & Below)
17	5404834	1	CHUTE, DISCHARGE, BEND RUBBER (SV) -(S/N: 2017118253 & Below)
18	5408018A	1	SUPPORT, DISCHARGE CHUTE, 61/72 - BLK -(S/N: 2017118253 & Below)
19	5103045	1	ROD, MOUNT, CHUTE, 72, CZ -(S/N: 2017118253 & Below)
20	5025155	2	WASHER, 5/16" SAE
21	5025045	2	NUT, 5/16-24 HEX NYLON LOCK
22	5025011X6	1	BOLT, 5/16-18 X 3/4 GD5
23	5022308	6	BODY CLIP, 5/16-18-7GA MATERIAL
24	5025292	6	WASHER, 5/16 GD.9 FLAT
25	5406014B	1	GUARD, DECK - RH - RED
26	5406015B	1	GUARD, DECK - LH - RED
27	5101004	1	SAFETY WALK, 4.00 X 7.50
28	5413387A	1	WELD, MOUNT, DISCHARGE CHUTE - BLK -(S/N: 2017118254 & Above)
29	5413385A	1	SUPPORT, DISCHARGE CHUTE - BLK -(S/N: 2017118254 & Above)
30	5025146X12	3	BOLT, 3/8-16 X 1-1/2, CARRIAGE, GD5, CZ -(S/N: 2017118254 & Above)
31	5413499	1	CHUTE, RUBBER DISCHARGE -(S/N: 2017118254 & Above)
32	5061300	1	ROD, MOUNT, CHUTE 61, CZ -(S/N: 2017118254 & Above)

Footnotes:

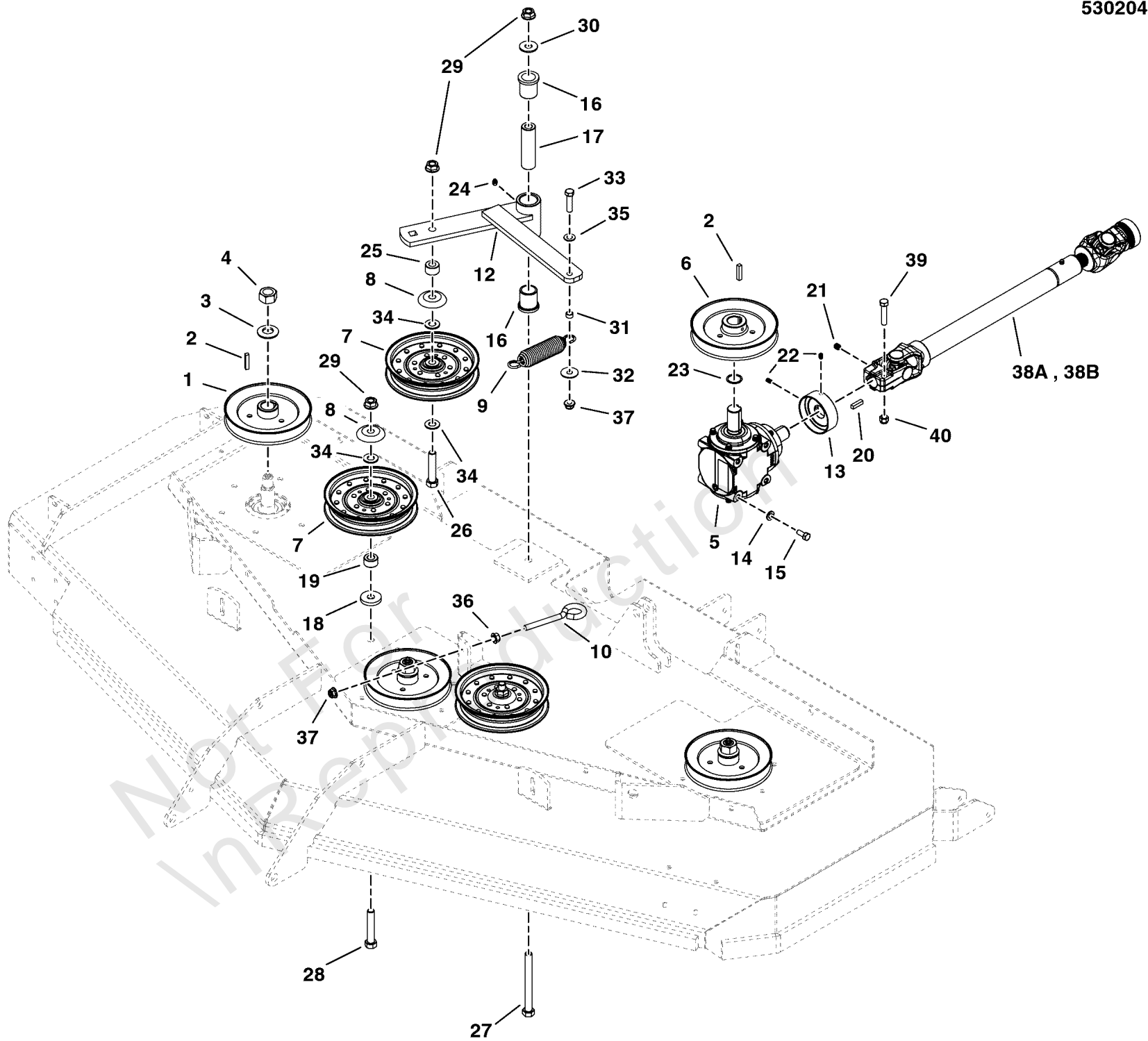
* If you replace the mower deck on a machine in the serial number range 2017118253 & below you must also order the new discharge chute components

72" Mower Deck - Pulleys, Belt & Idler Arm Group

Note: Unless noted otherwise, use the standard torque specifications

Mfg. No: 5901236

5302040B



72" Mower Deck - Pulleys, Belt & Idler Arm Group

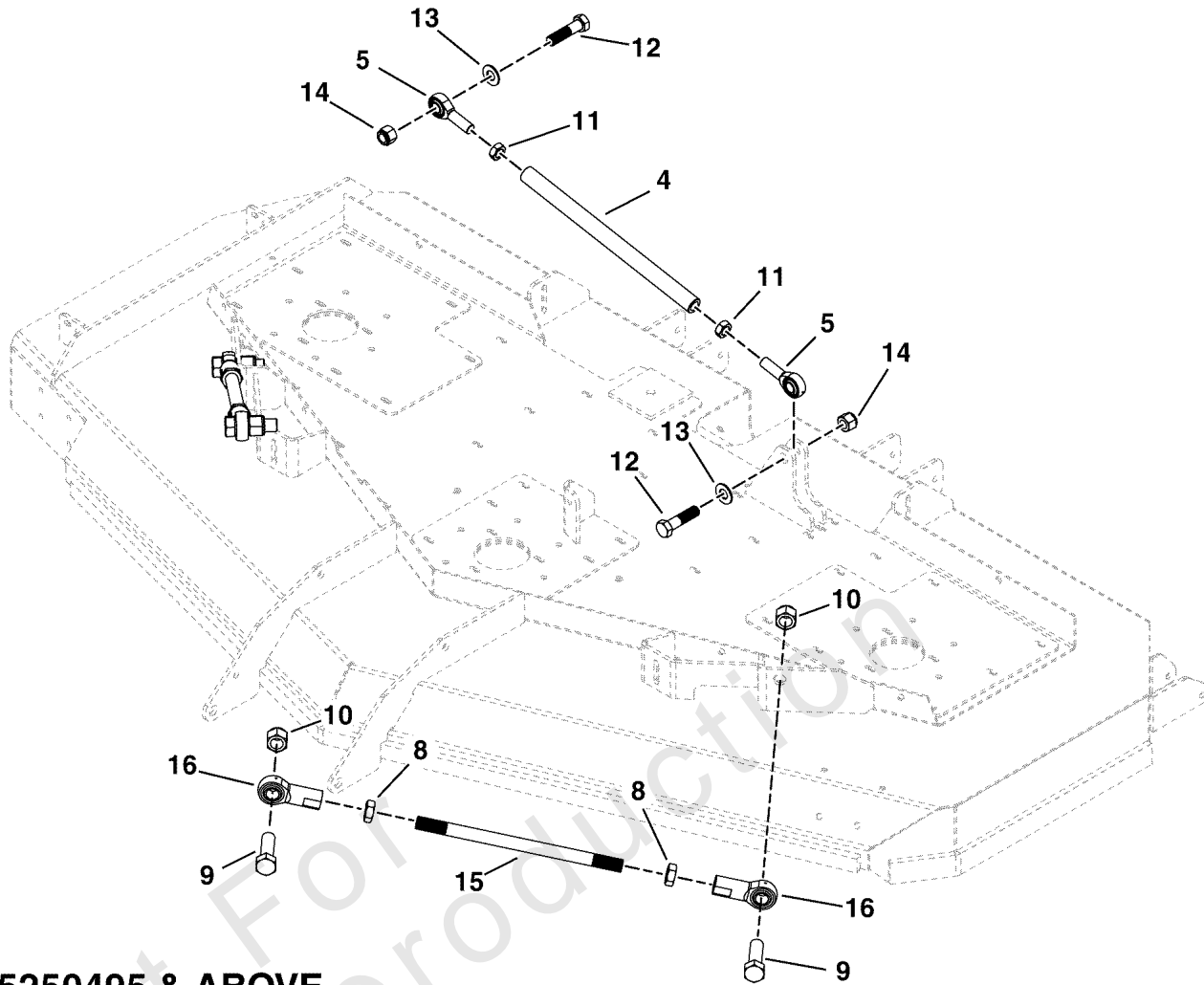
REF NO	PART NO	QTY	DESCRIPTION
1	5023178	3	PULLEY, 6.122 OD X .98 BORE
2	5050407X10	4	KEY, 1/4" SQ. X 1-1/4
3	5025406	3	WASHER, 3/4 BELLEVILLE CL/ZC
4	5025405	3	NUT, 3/4-16 Hex
5	5101164	1	GEAR BOX, RIGHT ANGLE
6	5101166	1	PULLEY, 6.25" SPLIT STEEL W/ 1" ID
7	-----	3	Replace with: Pulley #5104717 & Debris Shield #5105145 -*If not present, order 5025158 - washer and 5101103 - shield.
8	5101103	3	SHIELD, PULLEY BEARING, CZ
9	5100633	1	SPRING-EXT, 1.25 ODX5.70LGX.142WR, BLK
10	5023497	1	EYE BOLT, 3/8-16 X 5, 2.88THRD, 1EYE, CZ
11	5022435	1	BELT, BP-SEC, 156.906EL, LRG ARAMID, WRPD -(Not Shown)
12	5408313B	1	WELD., IDLER ARM, S800X-72 - RED
13	5102465	1	GUARD, TRASH, S800X
14	5025170	4	WASHER, 5/16 LOCK YZ
15	5025011X6	4	BOLT, 5/16-18 X 3/4 GD5
16	5021541	2	BUSHING, FLANGE
17	5045022	1	SPACER, .52 x 1.00 x 3.50
18	5044913	2	WASHER, .53 X 1.50 X .25
19	5101162	2	SPACER, .52 X 1.00 X .56, PM, CZ
20	5050407X8	1	KEY, 1/4" SQ. X 1.00"
21	5025063X3	1	SET SCREW, 3/8-16 X 3/8
22	5025554	2	SOC SET SCREW, 1/4-20X3/8, DRI-LOC PATCH
23	5020864	1	SNAP RING, EXTERNAL, 1 SHAFT
24	5020095	1	GREASE FITTING, 1/4-28 Straight
25	5101161	1	SPACER, .52 X 1.00 X .63, YZ
26	5025017X20	1	BOLT, 1/2-13 X 2-1/2" GD5 CZ
27	5025017X40	1	BOLT, 1/2-13 X 5" GD5 YZ
28	5025017X22	2	BOLT, 1/2-13 X 2-3/4 GD5 CZ
29	5025396	4	NUT, Hex Flange, Nylock, 1/2-13
30	5025150	1	WASHER, 1/2" USSZ
31	5041930	1	SPACER, .38 X .50 X .27, CZ
32	5025165	1	WASHER, 3/8" Fender
33	5025013X12	1	BOLT, 3/8-16 X 1-1/2" GD5 CZ
34	5025158	2	WASHER, 1/2 SAE
35	5025156	1	WASHER, 3/8 SAE
36	5025128	1	NUT, 3/8-16 Hex Large Serrated Flange
37	5025394	2	NUT, 3/8 - 16 HEX NYLOCK FLANGE
38A	5101173	1	SHAFT, TELESCOPING DRIVE, OUT-FRONT -(Gasoline Models Only)(S/N: 2017795055 & Below)
38B	5105404	1	DRIVE SHAFT SEALED S800 GAS - NET -(Gasoline Models Only)(S/N: 2017795056 & Above)
38B	5102089	1	DRIVE SHAFT, S800XY -(Diesel Models Only)
39	5025013X14	1	BOLT, 3/8-16 X 1-3/4" GD5 CZ
40	5025096	1	NUT, Hex, Nylon Locking, 3/8-16

72" Mower Deck - Pusher Bars Group

Note: Unless noted otherwise, use the standard torque specifications

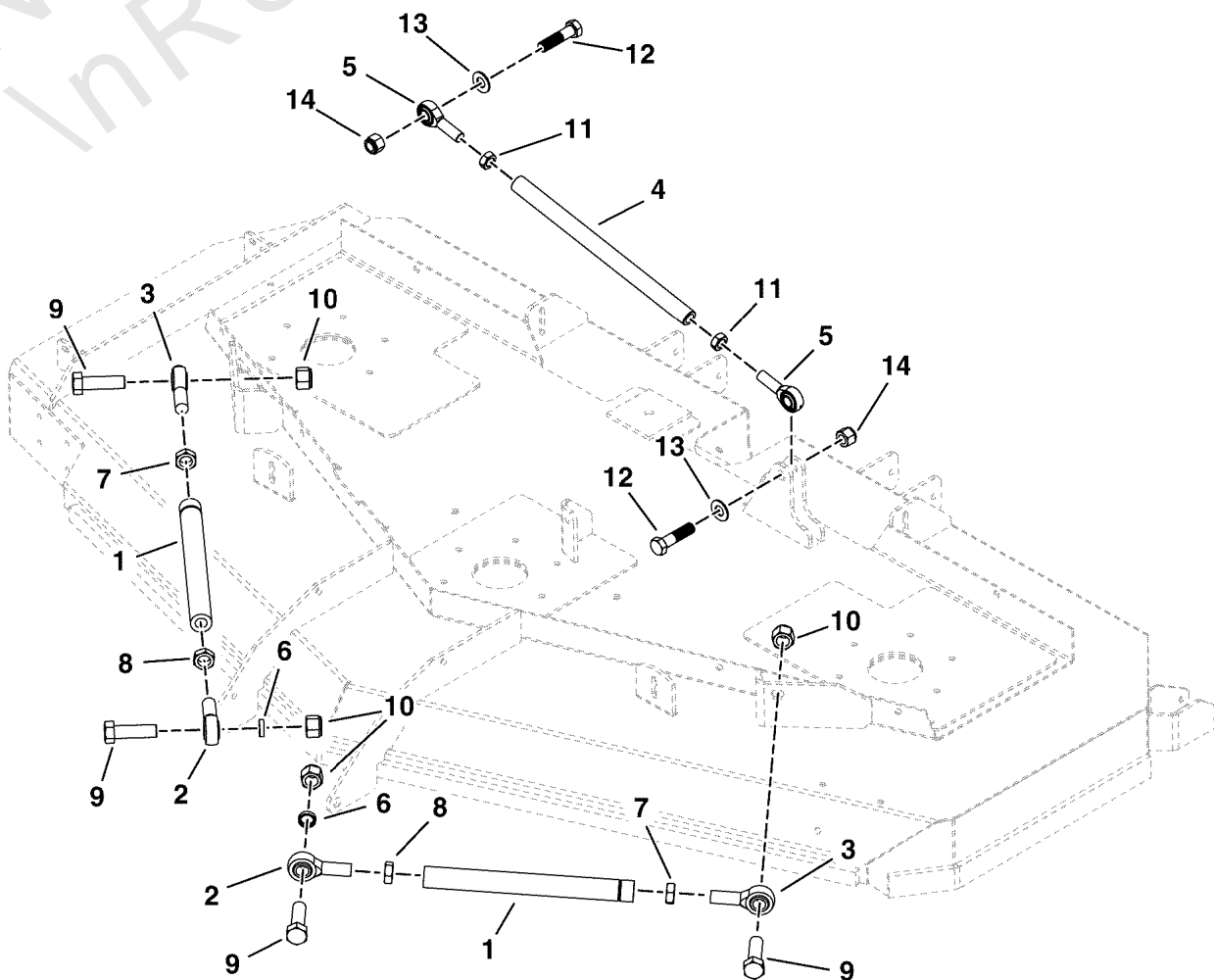
Mfg. No: 5901236

5302041C



S/N: 2015250495 & ABOVE

S/N: 2015250494 & BELOW



72" Mower Deck - Pusher Bars Group

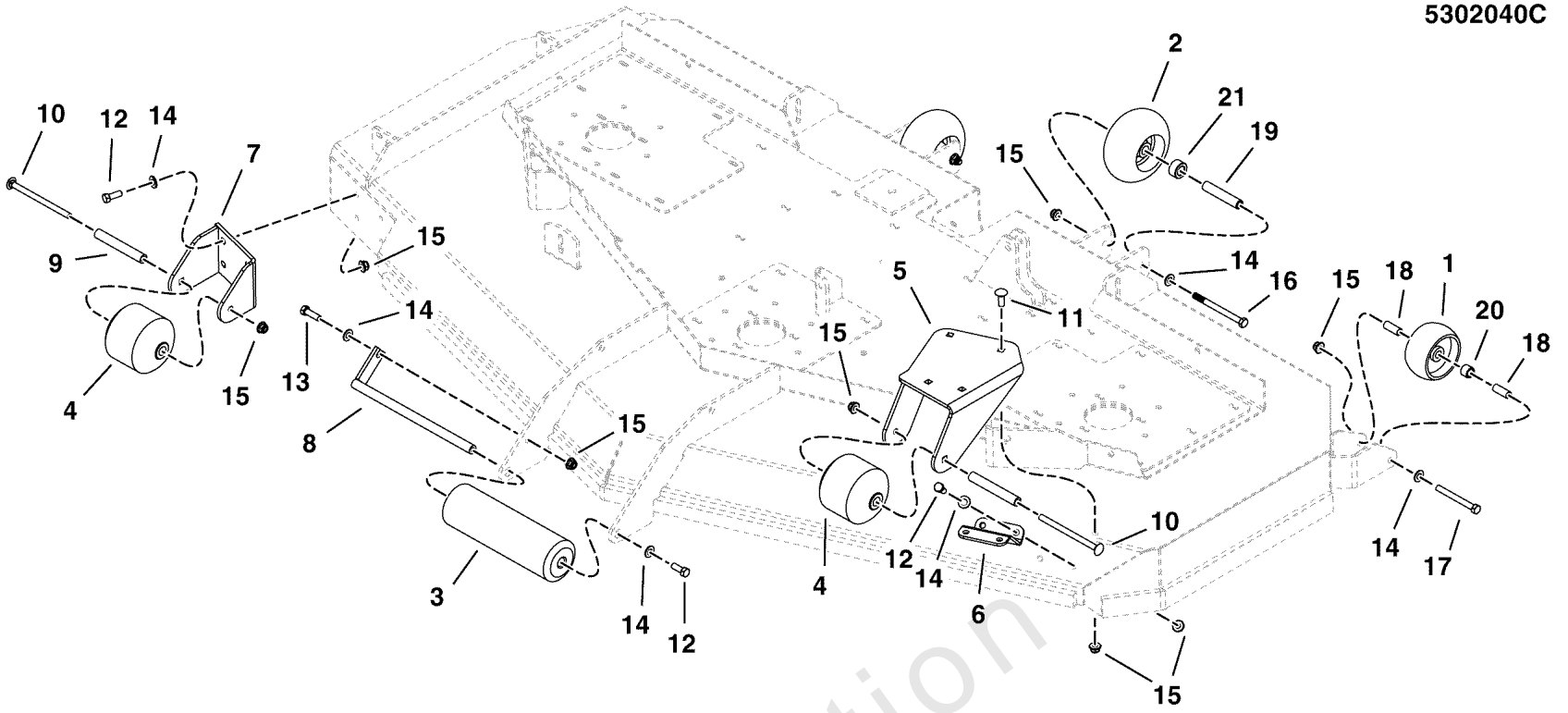
REF NO	PART NO	QTY	DESCRIPTION
1	5102698	2	ROD, DECK STABILIZER, 12.31 LG ECOAT
2	5022039	4	BALL JOINT, 3/4-16, MALE
3	5102756	2	BALL JOINT, 3/4-16 MALE, LH
4	5103003	1	SHAFT, DECK STABILIZER, 14.50, CZ
5	5102683	2	BALL JOINT, 5/8-18, MALE
6	5047461	2	SPACER, .76 X 1.00 X .25
7	5025580	2	NUT, 3/4-16 HEX JAM, LH
8	5025093	4	NUT, 3/4-16 HEX JAM
9	5025265X20	4	BOLT, 3/4-16 X 2-1/2 YZ GD5
10	5025284	4	NUT, 3/4-16 HEX NYLON LOCK
11	5025454	2	NUT, 5/8-18, HEX JAM
12	5025019X20	2	BOLT, 5/8-11 X 2-1/2 GD5, CZ
13	5025281	2	WASHER, 5/8 SAE
14	5025403	2	NUT, 5/8-11 HEX NYLON LOCK
15	5103237A	2	ROD, 3/4-16 X 12.31
16	5103246	4	BALL JOINT, 3/4-16, FEMALE

72" Mower Deck - Rollers Group

Note: Unless noted otherwise, use the standard torque specifications

Mfg. No: 5901236

5302040C



72" Mower Deck - Rollers Group

REF NO	PART NO	QTY	DESCRIPTION
1	1714760	2	WHEEL- 2.00 WIDE 3.88 DIA 0.531ID POLY
2	1716353	2	GAUGE WHEEL-2.70
3	5020785	1	ROLLER, DECK
4	5022060	2	ROLLER, SMALL
5	5408127B	1	WELD, ANTI-SCALP BRACKET - RED
6	5407764B	1	PLATE, ANTI-SCALP SUPPORT - RED
7	5409705B	1	WELD, BRACKET, ANTI-SCALP - RED
8	5041655A	1	WELD, BRACKET, ROLLER PIN - BLK
9	5101971	2	SPACER, .38 X .63 X 4.31
10	5025146X44	2	BOLT, 3/8-16 X 5-1/2, CARRIAGE
11	1960702	4	BOLT, Carriage, 3/8-16 X 1
12	5025013X8	7	BOLT, 3/8-16 X 1" GD5 CZ
13	5025013X10	1	BOLT, 3/8-16 X 1-1/4" GD5 CZ
14	5025156	12	WASHER, 3/8 SAE
15	5025394	17	NUT, 3/8-16 HEX NYLOCK FLANGE
16	5025013X36	2	BOLT, 3/8-16 X 4-1/2" GD5 CZ
17	5025013X28	2	BOLT, 3/8-16 X 3-1/2" GD5 CZ
18	5041931	4	SPACER, .38 X .50 X 1.25
19	5101163	2	SPACER, .38 X .63 X 3.25, CZ
20	5047027	2	SPACER, .51 X .75 X .56, CZ
21	5100836	2	SPACER, .64 X 1.13 X .63, CZ

Hardware Identification & Torque Specifications

Torque Specification Chart								
FOR STANDARD METRIC MACHINE HARDWARE (Tolerance ± 20%)								
Property Class	5.6		8.8		10.9		12.9	
	Class 5.6		Class 8.8		Class 10.9		Class 12.9	
Size Of Hardware	in/lbs	Nm.	in/lbs	Nm.	in/lbs	Nm.	in/lbs	Nm.
	ft/lbs		ft/lbs		ft/lbs		ft/lbs	
M3	5.88	.56	13.44	1.28	19.2	1.80	22.92	2.15
M4	13.44	1.28	30.72	2.90	43.44	4.10	52.56	4.95
M5	26.4	2.50	60.96	5.75	5.97	8.10	7.15	9.7
M6	44.64	4.3	7.3	9.9	10.3	14	12.1	16.5
M7	5.2	7.1	12.1	16.5	16.9	23	19.9	27
M8	7.7	10.5	17.7	24	25	34	29	40
M10	15	21	35	48	50	67	59	81
M12	26	36	61	83	86.2	117	103	140
M14	42	58	101	132	136	185	162	220
M16	64	88	147	200	210	285	250	340
M18	89	121	202	275	287	390	346	470
M20	126	171	290	390	405	550	486	660
M22	169	230	390	530	559	745	656	890
M24	217	295	497	375	708	960	840	1140
M27	320	435	733	995	1032	1400	1239	1680
M30	435	590	995	1350	1401	1900	1681	2280
M33	590	800	1349	1830	1902	2580	2278	3090
M36	759	1030	1740	2360	2441	3310	2935	3980
M39	988	1340	2249	3050	3163	4290	3798	5150

Torque Specification Chart						
FOR STANDARD MACHINE HARDWARE (Tolerance ± 20%)						
Hardware Grade	No Marks		SAE Grade 5		SAE Grade 8	
	SAE Grade 2		SAE Grade 5		SAE Grade 8	
Size Of Hardware	in/lbs	Nm.	in/lbs	Nm.	in/lbs	Nm.
	ft/lbs		ft/lbs		ft/lbs	
8-32	19	2.1	30	3.4	41	4.6
8-36	20	2.3	31	3.5	43	4.9
10-24	27	3.1	43	4.9	60	6.8
10-32	31	3.5	49	5.5	68	7.7
1/4-20	66	7.6	8	10.9	12	16.3
1/4-28	76	8.6	10	13.6	14	19.0
5/16-18	11	15.0	17	23.1	25	34.0
5/16-24	12	16.3	19	25.8	29	34.0
3/8-16	20	27.2	30	40.8	45	61.2
3/8-24	23	31.3	35	47.6	50	68.0
7/16-14	30	40.8	50	68.0	70	95.2
7/16-20	35	47.6	55	74.8	80	108.8
1/2-13	50	68.0	75	102.0	110	149.6
1/2-20	55	74.8	90	122.4	120	163.2
9/16-12	65	88.4	110	149.6	150	204.0
9/16-18	75	102.0	120	163.2	170	231.2
5/8-11	90	122.4	150	204.0	220	299.2
5/8-18	100	136	180	244.8	240	326.4
3/4-10	160	217.6	260	353.6	386	525.0
3/4-16	180	244.8	300	408.0	420	571.2
7/8-9	140	190.4	400	544.0	600	816.0
7/8-14	155	210.8	440	598.4	660	897.6
1-8	220	299.2	580	788.8	900	1,244.0
1-12	240	326.4	640	870.4	1,000	1,360.0

The guides and ruler furnished below are designed to help you select the appropriate hardware.

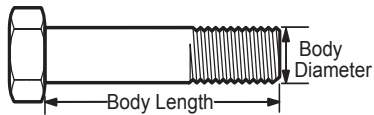


Nut, M8

Thread Diameter (mm)

Inside Diameter (in) Threads per inch

Nut, 1/2-16

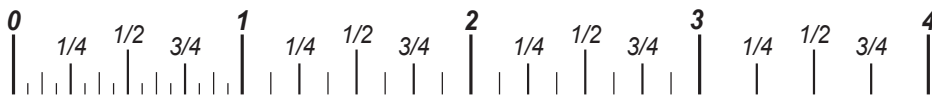


Screw, M8- 1.25 x 25

Thread Diameter (mm) Distance between threads (mm) Body Length (mm)

Body Diameter Threads per inch Body Length (in)

Screw, 1/2- 16 x 2



Standard Hardware Sizing

When a washer or nut is identified as 1/2" (M8), this is the *Nominal size*, meaning the *inside diameter* is 1/2 inch (8mm metric thread diameter); if a second number is present it represents the *threads per inch* (distance between threads).

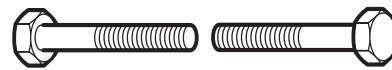
When bolt or capscrew is identified as 1/2 - 16 x 2" (M8 - 1.25 x 50), this means the *Nominal size*, or body diameter is 1/2 inch (8mm metric thread diameter), the second number, 16, represents the *threads per inch*, (*distance between threads*). The final number is the body length of the bolt or screw, 2 inches (50mm).

NOTES

- These torque values are to be used for all hardware excluding: locknuts, self-tapping screws, thread forming screws, sheet metal screws and socket head setscrews.
- Recommended seating torque values for locknuts:
 - for prevailing torque locknuts - use 65% of grade 5 torques.
 - for flange whizlock nuts and screws - use 135% of grade 5 torques.
- Unless otherwise noted on assembly drawings, all torque values must meet this specification.

Common Hardware Types

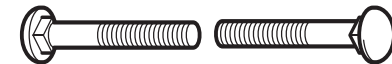
Hex Head Capscrew



Washer



Carriage Bolt



Hex Nut

Wrench & Fastener Size Guide

1/4" Bolt or Nut Wrench—7/16"	5/16" Bolt or Nut Wrench—1/2"	3/8" Bolt or Nut Wrench—9/16"	7/16" Bolt or Nut Wrench (Bolt)—5/8" Wrench (Nut)—11/16"	1/2" Bolt or Nut Wrench—3/4"
M6 Bolt or Nut Wrench—10mm	M8 Bolt or Nut Wrench—13mm	M10 Bolt or Nut Wrench—17mm	M12 Bolt or Nut Wrench—19mm	M14 Bolt or Nut Wrench—22mm

