



Parts Manual

Mfg. No: 5901796
IS700Z Series w/ 52" Side Discharge iCD
Mower Deck (IS700ZB2752)



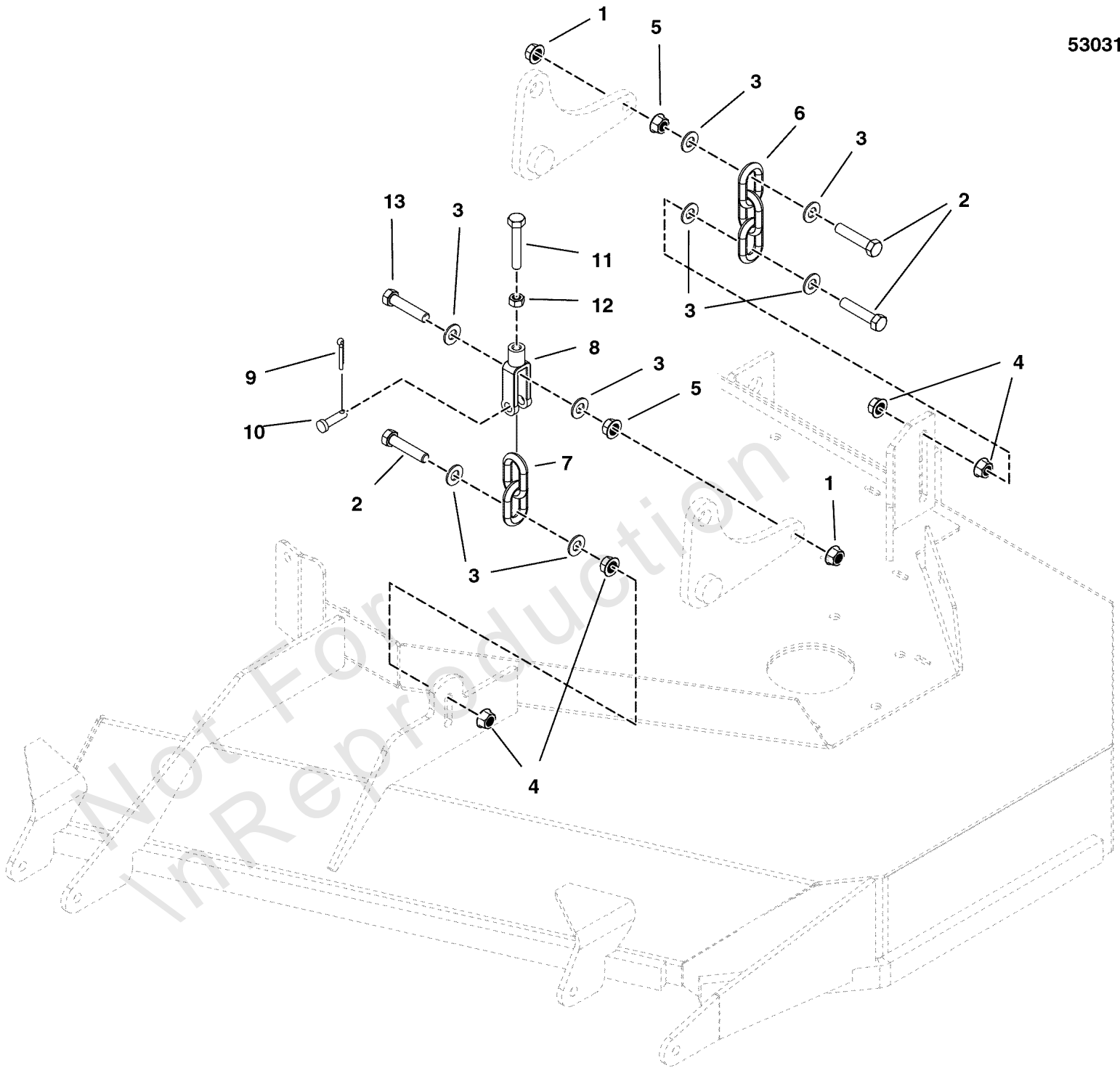
Model Components	Page
52" & 61" Mower Deck - Hanger Chains.....	4
52" Mower Deck - Housing, Covers, Spindles & Blades.....	6
52" Mower Deck - Pulleys, Belt, & Idler Arm (S/N: 2017612395 & Above).....	10
52" Mower Deck - Rollers.....	12
Decal Group - Brand & Model S/N: 2017243271 & Above.....	14
Decal Group - Safety & Operation USA Models.....	16
Deck Lift Group - S/N: 2017954956 & Above.....	18
Electrical Group - Briggs & Stratton S/N: 2017612395 & Above.....	20
Electrical Schematic - Charging Circuit B&S 44T977, 49T877 S/N: 2017954956 & Above.....	22
Electrical Schematic - Cranking Circuit B&S 44T977, 49T877 S/N: 2017954956 & Above.....	24
Electrical Schematic - Ign. Grounding Circuit/Op. Pres. B&S 44T977, 49T877 S/N: 2017954956 & Above.....	26
Electrical Schematic - PTO Clutch Circuit B&S 44T977, 49T877 S/N: 2017954956 & Above.....	28
Engine & PTO Group.....	30
EVAP Group - S/N : 2016816350 & Above.....	34
Fuel Supply Hose & Tank Replacement Parts.....	36
Fuel Tank & Mount Group.....	38
Hydraulic Group.....	40
Instrument Control Panel.....	42
Main Frame & Front Suspension Group.....	44
Motion Control Group - Control System.....	46
Motion Control Group - Handles and Dampeners S/N: 4000906410 and Below.....	48
Motion Control Group - Handles and Dampeners S/N: 4000906411 and Above.....	52
Parking Brake Group.....	54
Rear Bumper and ROPS Group S/N: 4000906410 and Below.....	56
Rear Bumper and ROPS Group S/N: 4000906411 and Above.....	58
Rear Suspension Group.....	60
Seat Mount and Floor Group S/N: 100001882 and Below.....	62
Seat Mount and Floor Group S/N: 100001883 to 4000725435.....	64
Seat Mount and Floor Group S/N: 4000725436 to 4000906410.....	66
Seat Mount and Floor Group S/N: 4000906411 and Above.....	68
Spindle SERVICE PARTS - 5061095.....	70
Transaxle Drive Group.....	72
Transaxle SERVICE Parts - Hydro-Gear ZT3200 (5106643_5106642).....	74
Wheel and Tire Group S/N: 4000771923 and Below.....	78
Wheel and Tire Group S/N: 4000771924 and Above.....	80
Torque Specification Chart.....	82

52" & 61" Mower Deck - Hanger Chains

Note: Unless noted otherwise, use the standard torque specifications

Mfg. No: 5901796

5303178



52" & 61" Mower Deck - Hanger Chains

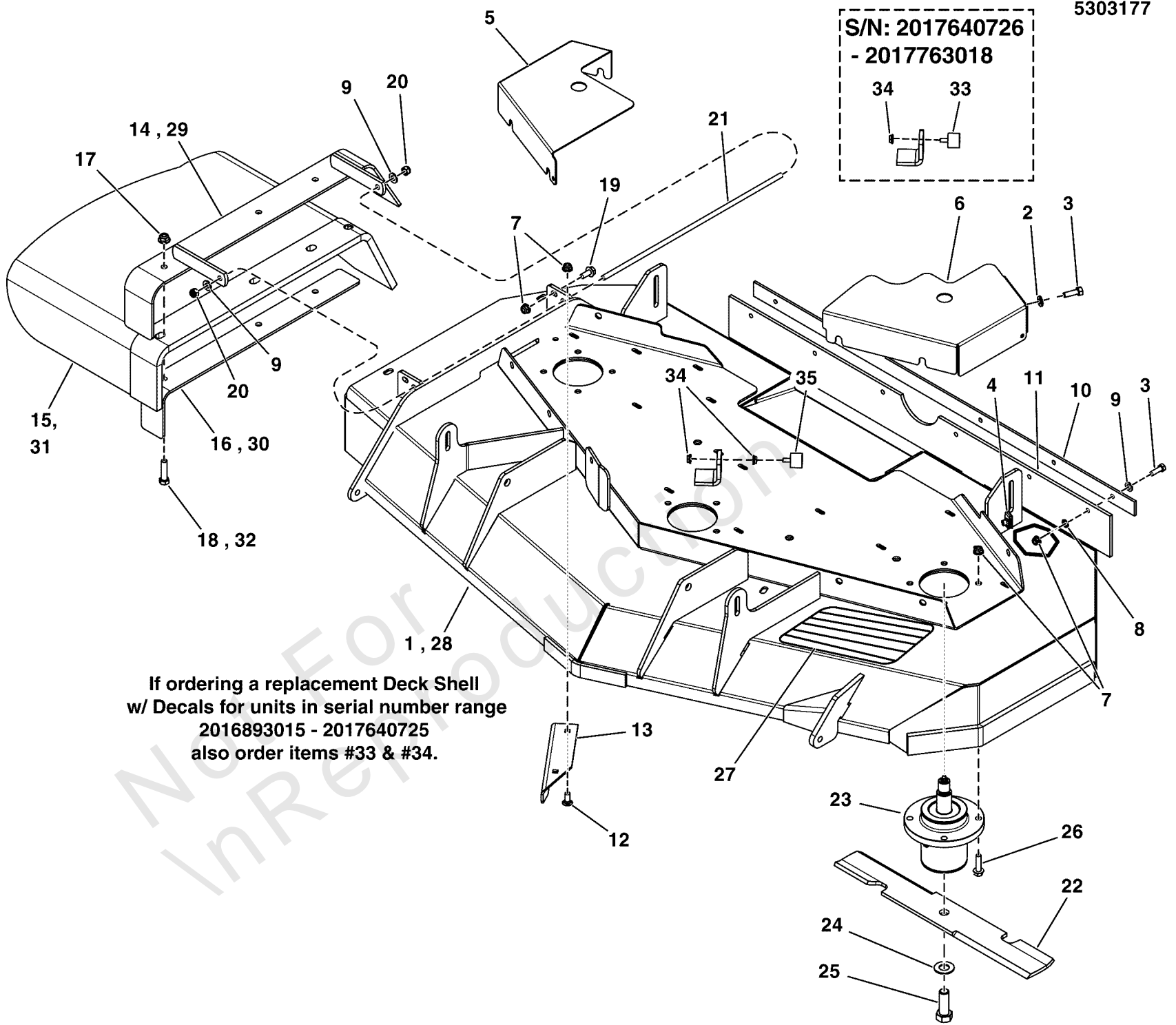
REF NO	PART NO	QTY	DESCRIPTION
1	5025394	4	NUT, 3/8-16 HEX NYLOCK FLANGE
2	5025013X14	6	BOLT, 3/8-16 X 1-3/4" GD5 CZ
3	5025156	16	WASHER, 3/8 SAE
4	5025128	8	NUT, 3/8-16 HEX SERRATED FLANGE
5	5025084	4	NUT, 3/8-16 HEX JAM
6	5050878X3	2	CHAIN, 5/16 GD30, 3 LINKS
7	5050878X2	2	CHAIN, 5/16 GD30, 2 LINKS
8	5100375	2	CLEVIS, 5/16-18, 3/8 PIN HOLE, CLR ZINC
9	80002736	2	PIN, 3/32 X 0.750, COT, ZINC/CLEAR
10	5025214X9	2	PIN, CLEVIS, 3/8 X 1-1/8, CZ
11	5025055X16	2	BOLT, 5/16-18 X 2 GD5 TFL
12	5025032	2	NUT, 5/16-18 HEX
13	80003522	2	HHCS, 3/8-16 X 2.00, GR5, ZINC/CLEAR

Not For In Reproduction

52" Mower Deck - Housing, Covers, Spindles & Blades

Note: Unless noted otherwise, use the standard torque specifications

Mfg. No: 5901796



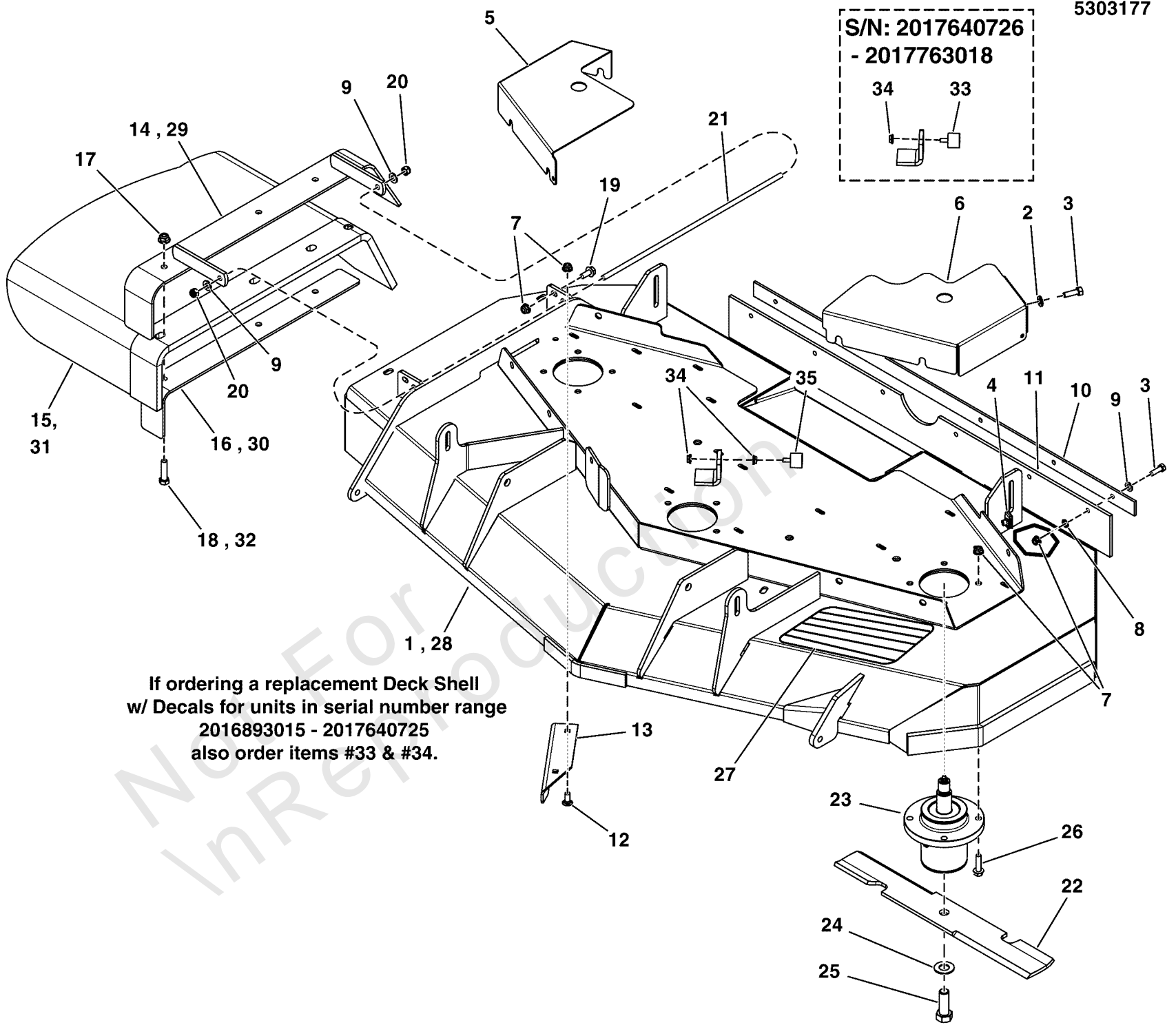
52" Mower Deck - Housing, Covers, Spindles & Blades

REF NO	PART NO	QTY	DESCRIPTION
1	5600652	1	DECK SHELL W/ DECALS, 52, IS700Z (SV) -(5410273B)(S/N: 2016893014 & Below)
1	5600810	1	DECK SHELL W/DECALS, 700-52, DOM (SV) -(5413038B)(S/N: 2016893015 & Above)
2	5025155	6	WASHER, 5/16" SAE
3	5025011X8	6	BOLT, 5/16-18 X 1 GD5 YZ -(Qty: 12 - S/N: 2017612049 & Below)
4	5022308	6	BODY CLIP, 5/16-18-7GA MATERIAL
5	5415634B	1	GUARD, RH 52", 560/700/125
6	5410492B	1	GUARD, 52 DECK, IS700, LH - RED
7	5025392	15	NUT, 5/16-18 HEX NYLOCK FLANGE -(Qty: 21 - S/N: 2017612049 & Below)
8	5025498	6	5/16 PUSH-ON NUT RETAINER, STL, CZ -(S/N: 2017612049 & Below)
9	5025155	2	WASHER, 5/16" SAE -(Qty: 8 - S/N: 2017612049 & Below)
10	5405238A	1	PLATE, SUPPORT - BLK -(S/N: 2017612049 & Below)
11	5102015	1	FLAP, STRIPER, 52 DECK -(S/N: 2017612049 & Below)
12	5025145X6	2	BOLT, 5/16-18 X 3/4, CARRIAGE
13	5405557A	1	PLATE, DEFLECTOR, 52 DECK - BLK
14	5410498A	1	WELD, FRAME, CHUTE, 52 - BLK -(S/N: 2017100600 & Below)
15	5410575	1	CHUTE,DISCHARGE,RUBBER 29.00-4 HOLE,BENT -(S/N: 2017100600 & Below)
16	5410404A	1	SUPPORT, DISCHARGE CHUTE, 52 - BLK -(S/N: 2017100600 & Below)
17	5025394	3	NUT, 3/8-16 HEX NYLOCK FLANGE
18	5025013X12	3	BOLT, 3/8-16 X 1-1/2" GD5 CZ -(S/N: 2017100600 & Below)
19	5025011X6	1	BOLT, 5/16-18 X 3/4 GD5
20	5025045	2	NUT, 5/16-24 HEX NYLON LOCK
21	5061300	1	ROD, MOUNT, CHUTE 61, CZ
22	5101756S	3	BLADE, 18 X .25 X 2.5, 1 X 3.5 (SET OF 3)
23	5061095	3	ASSM, SPINDLE, LOW PROFILE -(Nut and Washer Sold Separately)
24	5025477	3	WASHER, 5/8 GRADE 8, YZ
25	5025320X14	3	BOLT, 5/8-11 X 1-3/4 GD8
26	5023156	12	BOLT, 5/16-18 X 1 1/4 FLANGE
27	5101004	1	SAFETY WALK, 4.00 X 7.50
28	5600675	1	DECK SHELL W/DECALS, 52, IS700Z, ANSI-EXP (SV) -(5410273B)(S/N: 2016893014 & Below)
28	5600811	1	DECK SHELL W/DECALS, 700-52, ANSI-EXP (SV) -(5413038B)(S/N: 2016893015 & Above)
29	5413400A	1	WELD, MOUNT, DISCHARGE CHUTE - BLK -(S/N: 2017100601 & Above)
30	5413398A	1	SUPPORT, DISCHARGE CHUTE - BLK -(S/N: 2017100601 & Above)
31	5413500	1	CHUTE, RUBBER DISCHARGE (5104442) -(S/N: 2017100601 & Above)
32	5025146X12	3	BOLT, 3/8-16 X 1-1/2, CARRIAGE, GD5, CZ -(S/N: 2017100601 & Above)
33	5022673	1	BUMPER, RUBBER 1/4-20 -(S/N: 2017640726 - 2017763018)
34	5025126	2	NUT, 1/4-20 HEX SERR. FLANGE -(Qty: 1 - S/N: 2017640726 - 2017763018)

52" Mower Deck - Housing, Covers, Spindles & Blades

Note: Unless noted otherwise, use the standard torque specifications

Mfg. No: 5901796



S/N: 2017640726
- 2017763018

5303177

If ordering a replacement Deck Shell w/ Decals for units in serial number range 2016893015 - 2017640725 also order items #33 & #34.

NO FOR IN RETAIL

52" Mower Deck - Housing, Covers, Spindles & Blades

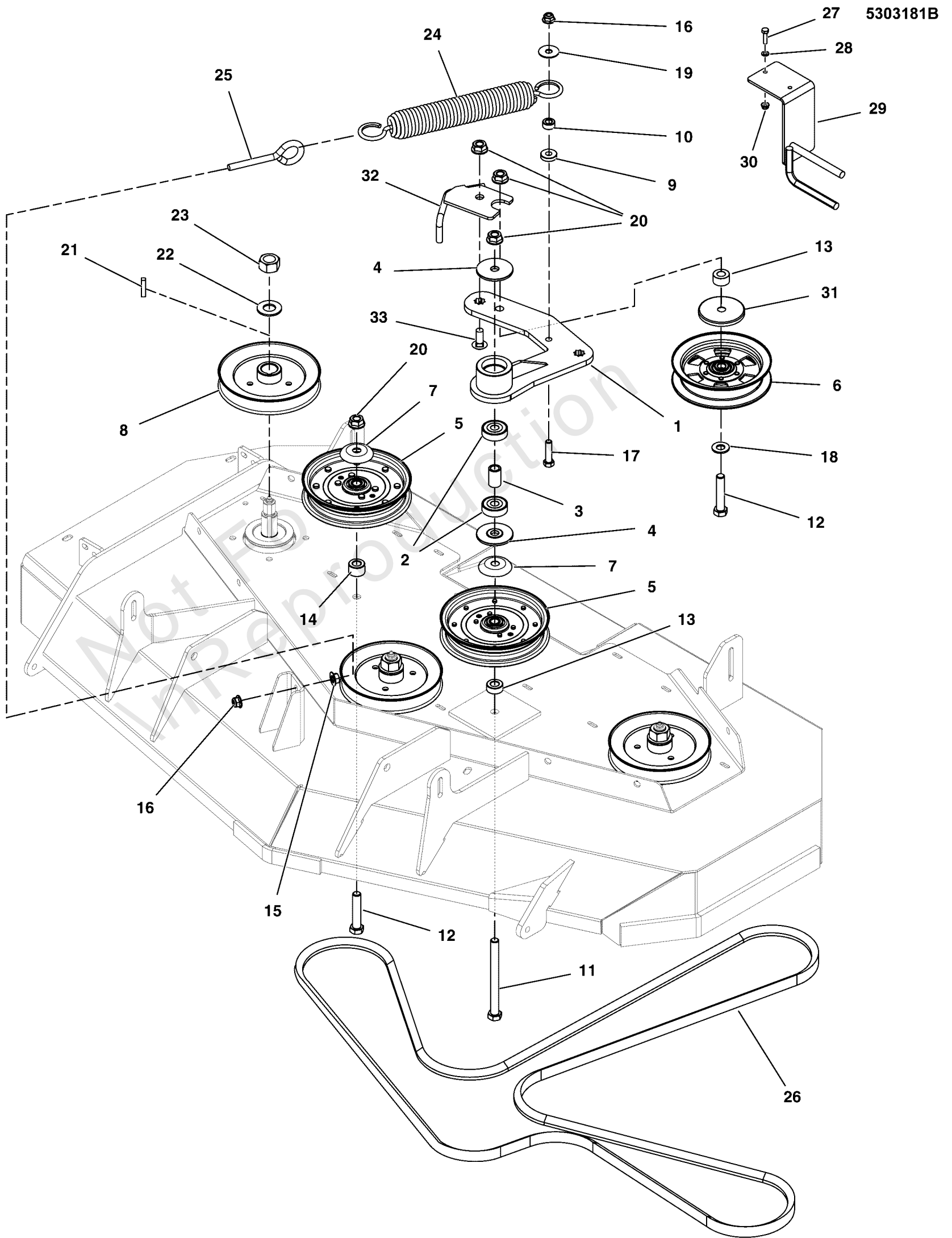
REF NO	PART NO	QTY	DESCRIPTION
35	5105237	1	BUMPER, RUBBER, 1/4-20 X 7/8" STUD -(S/N: 2017763019 & Above)

Not For In Reproduction

52" Mower Deck - Pulleys, Belt, & Idler Arm (S/N: 2017612395 & Above)

Note: Unless noted otherwise, use the standard torque specifications

Mfg. No: 5901796



52" Mower Deck - Pulleys, Belt, & Idler Arm (S/N: 2017612395 & Above)

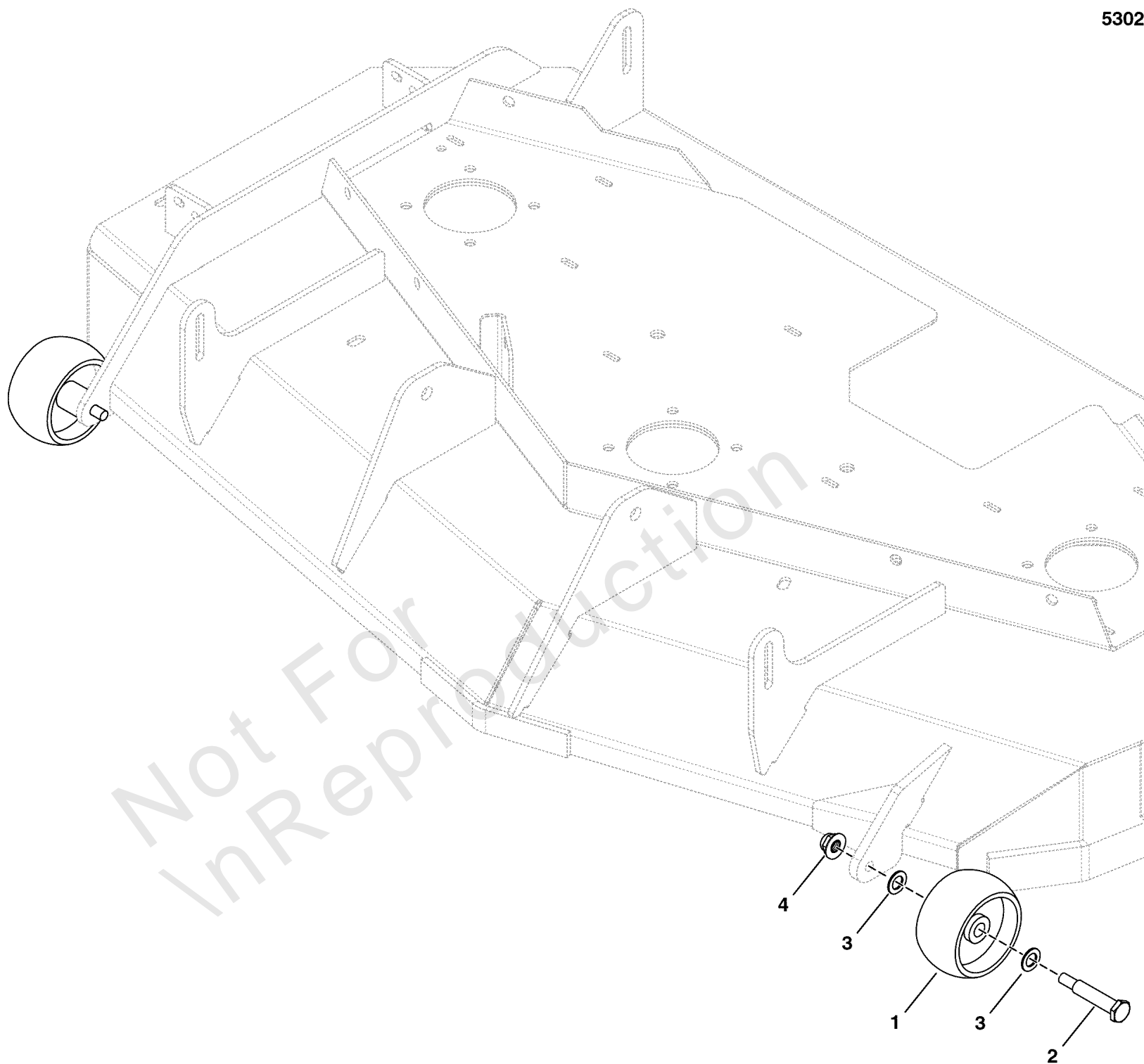
REF NO	PART NO	QTY	DESCRIPTION
1	5415907A	1	WELD, IDLER ARM - BLK
2	5104383	2	BEARING, 6203-1/2", SEALED
3	5104456	1	SPACER, .51 X .75 X 1.22, PM CZ
4	5104379	2	SPACER, IDLER ARM, 1/2 X 2.25
5	-----	2	Replace with: Pulley #5104717 & Debris Shield #5105145
6	5104716	1	PULLEY, IDLER, BACKSIDE, NOSEAM 6.25ODX.5ID
7	5101103	2	SHIELD, PULLEY BEARING, CZ
8	5101351	3	PULLEY, 5.926 OVER BALL
9	5044960	1	SPACER, .39 X 1.00 X .25
10	5044933	1	SPACER, .39 X .75 X .38
11	5025017X44	1	BOLT, 1/2-13 X 5-1/2 GD5 CZ
12	5025017X20	2	BOLT, 1/2-13 X 2-1/2" GD5 CZ
13	5101162	2	SPACER, .52 X 1.00 X .56, CZ
14	5047142	1	SPACER, .52 X 1.25 X .70, CZ
15	5025128	1	NUT, 3/8-16 HEX SERRATED FLANGE
16	5025394	2	NUT, 3/8-16 HEX NYLOCK FLANGE
17	5025013X12	1	BOLT, 3/8-16 X 1-1/2" GD5 CZ
18	5025158	1	WASHER, 1/2 SAE
19	5025165	1	WASHER-3/8 FENDER
20	5025396	4	NUT, Hex Flange, Nylock, 1/2-13
21	5050407X10	3	KEY, 1/4 SQ X 1-1/4
22	5025406	3	WASHER, 3/4 BELLEVILLE
23	5025405	3	NUT, 3/4-16 HEX
24	5104166	1	SPRING, EXT, 1.5ODX12.25X.234WIRE BLK
25	5023497	1	EYE BOLT, 3/8-16 X 5, 2.88THRD, 1EYE, CZ
26	5103927	1	BELT, 5V SEC, 162.4" EL, DECK DRIVE, ARAMID, WRPD, RC
27	5025010X8	2	BOLT, 1/4-20 X 1" GD5 CZ
28	5025154	2	WASHER, 1/4 SAE
29	5415938A	1	WELD, CLUTCH BELT GUIDE - BLK
30	5025391	1	NUT, 1/4-20 HEX NYLOCK FLANGE
31	5105145	1	SHIELD, BEARING, 1/2 ID X 2-7/8 OD, CZ
32	5415931A	1	WELD, BELT GUIDE - BLK
33	5025324X10	1	BOLT, CARRIAGE 1/2-13 X 1-1/4 GD.5

52" Mower Deck - Rollers

Note: Unless noted otherwise, use the standard torque specifications

Mfg. No: 5901796

5302697



52" Mower Deck - Rollers

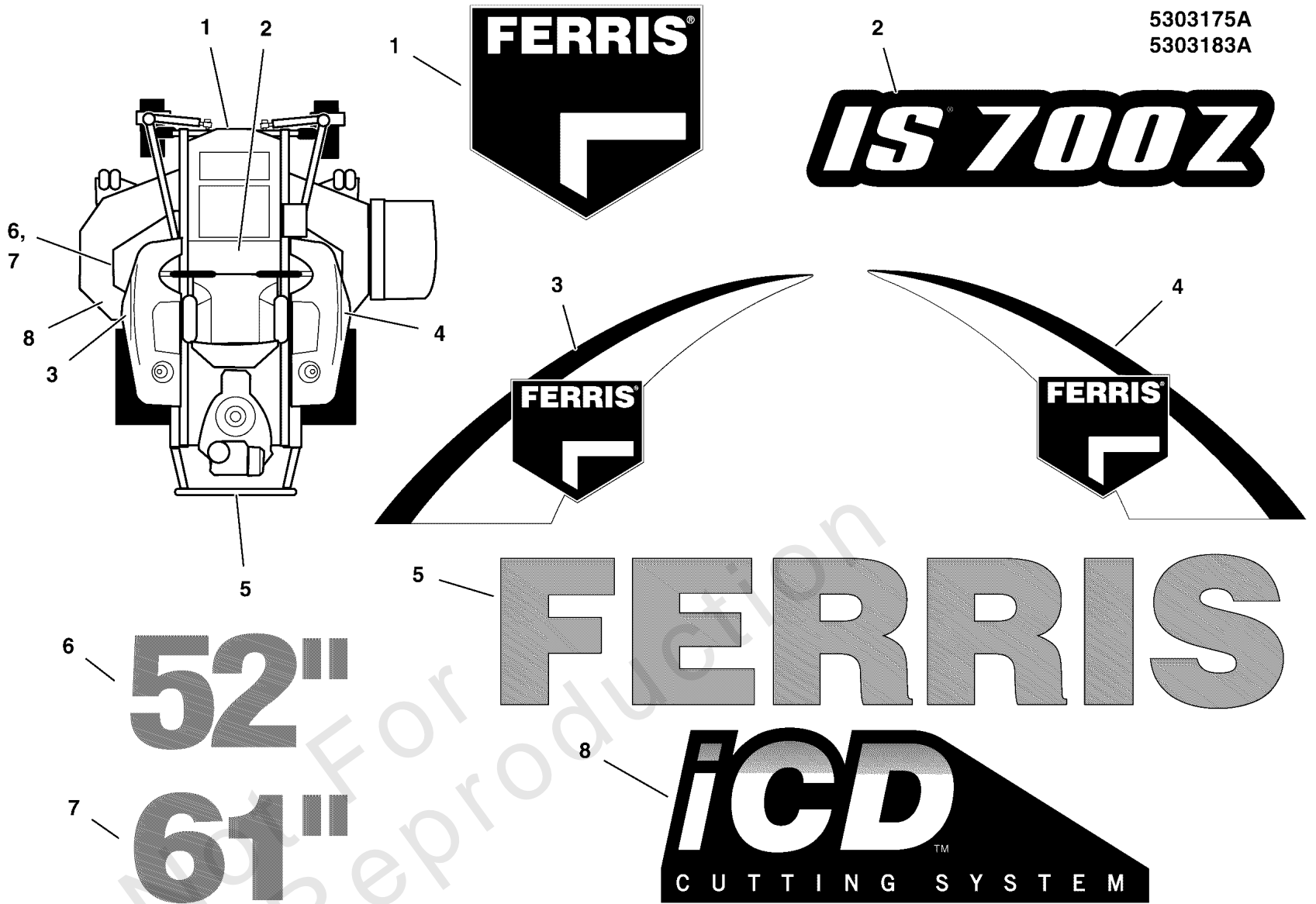
REF NO	PART NO	QTY	DESCRIPTION
1	1714760	2	WHEEL- 2.00 WIDE 3.88 DIA 0.531ID POLY
2	2108765	2	BOLT-WHEEL 3/8-16X2.781 .750 THRD
3	80003590	4	WASHER-0500(0.51IDX0.87ODX.06THK) BLK
4	5025100	2	NUT, 3/8-16 HEX SIDE LOCK

Not For In Reproduction

Decal Group - Brand & Model S/N: 2017243271 & Above

Note: Unless noted otherwise, use the standard torque specifications

Mfg. No: 5901796



Decal Group - Brand & Model S/N: 2017243271 & Above

REF NO	PART NO	QTY	DESCRIPTION
1	5104755	1	DECAL, FERRIS LOGO, LARGE
2	5104761	1	DECAL, MODEL, IS700Z
3	5104753	1	DECAL, TANK, SML, LH, FERRIS
4	5104754	1	DECAL, TANK, SML, RH, FERRIS
5	5103799	1	DECAL, FERRIS, 2.23" X 11.39"
6	5022812	1	DECAL, 52 -(Models with 52" Mower Decks Only)
7	5022813	1	DECAL, 61 -(Models with 61" Mower Decks Only)
8	5102210	1	DECAL, iCD CUTTING SYSTEM

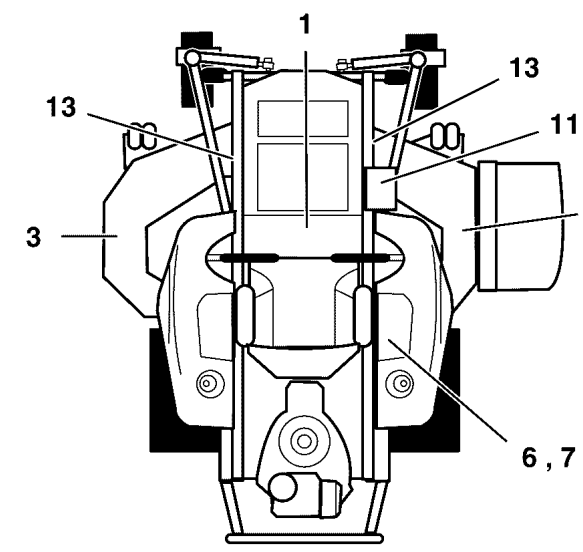
Not For In Reproduction

Decal Group - Safety & Operation USA Models

Note: Unless noted otherwise, use the standard torque specifications

Mfg. No: 5901796

5303176
5303262



WARNING

Avoid serious injury or death

- Read operator's manual before using this product.
- Do NOT operate this machine unless you are trained.
- Know the location and function of all controls.
- Keep safety devices (guards, shields, switches, etc.) in place and working.
- Remove objects that could be thrown by the blade.
- Be sure blades and engine are stopped before placing hands or feet near blades.
- When leaving machine, shut off, remove key and set parking brake.

Fire Hazard

Gasoline is flammable. Debris is combustible.

- Allow engine to cool for at least 3 minutes before refueling.
- Keep unit cleaned of debris.
- This equipment may create sparks that can start fires around dry vegetation. A spark arrester may be required. Contact local fire agencies for regulations relating to fire prevention requirements.

DANGER

Amputation hazard

Rotating blades cut off arms and legs.

- Stop the mower when children or others are near.
- Do not carry riders (especially children) even with the blades off. They may fall off or return for another ride when you are not expecting it.
- Look down, behind and to the side before changing directions.

Loss of control and roll-over hazard

Operating on slopes can be hazardous and cause loss of control and roll-overs.

- Avoid sudden turns or rapid speed changes.
- Reduce speed and use extreme caution on slopes.
- Go across slopes, NOT up and down.
- Do not operate on slopes over 15 degrees.
- If machine stops forward motion on a slope, stop the blades and drive slowly off the slope.

WARNING

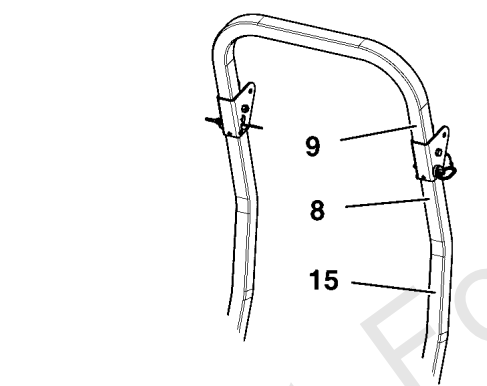
Amputation and Pinch Point Hazard

To avoid injury from rotating parts, stay clear of parts and keep all shields and guards in place.

DANGER

Amputation and thrown objects hazard

- Keep hands and feet away from deck.
- Do not operate mower unless discharge chute or entire grass catcher is in its proper place.



Transaxle Release Lever Location

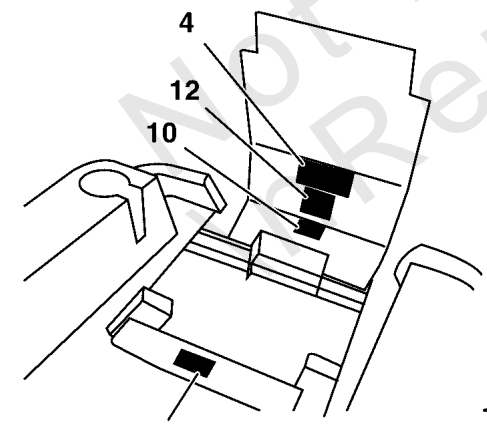
Ignition System (Gasoline Models)

This spark ignition system complies with Canadian standard ICES-002

WARNING

Avoid serious injury or death from rollover.

Do not operate without the rollbar installed and operational.



HYDRAULIC OIL RESERVOIR

USE SAE 20W-50 MOTOR OIL

Belts & Blades

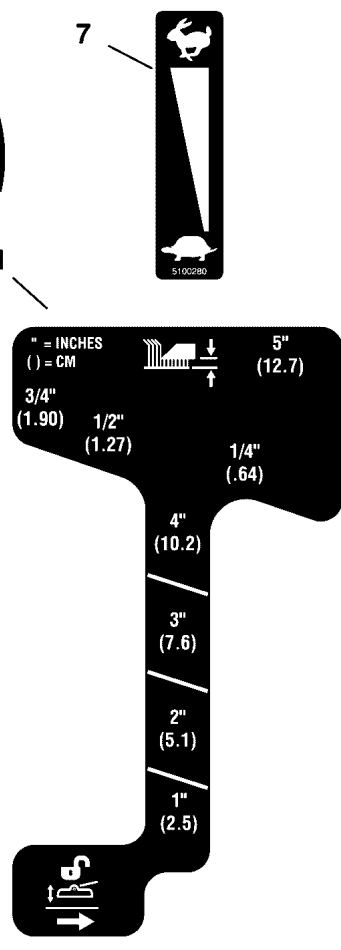
Tractor	Part	Part Number
52" Mower	Pump Drive Belt	5103653
	Deck Drive Belt	5103748
61" Mower	Mower Blade	5101756
	Deck Drive Belt	5103391
	Mower Blade	5101755

WARNING

PINCH POINT

To avoid injury from loaded spring, read operator's manual before removing spring.

The operator's manual is available in Spanish. La manual del operador está disponible en Español.



WARNING

AVOID SERIOUS INJURY OR DEATH FROM ROLL OVER:

Keep roll bar in the raised position and use seat belt.

THERE IS NO ROLL OVER PROTECTION WHEN THE ROLL BAR IS DOWN

Lower the roll bar only when necessary and NEVER remove it.

Do NOT use seat belt when the roll bar is down.

Raise the roll bar as soon as clearance permits.

Do NOT jump off if mower tips.

Read and follow all operating instructions and warnings in the operator's manual.

WARNING

LOW OVERHANGING OBSTACLES HAZARD

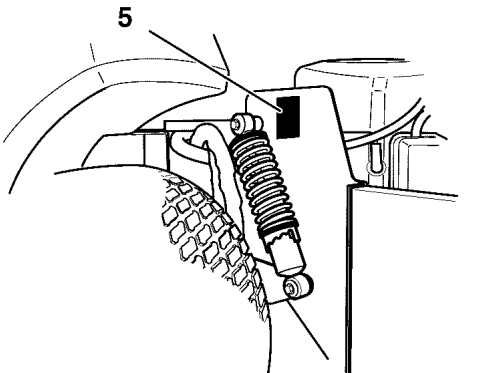
Check for overhead clearances before driving under any objects. Do NOT allow roll bar to contact low overhanging obstacles, such as tree branches and guide wires.

CAUTION

ROLL OVER PROTECTIVE STRUCTURE

To maintain operator protection and roll bar certification:

- Replace a damaged roll bar, do NOT attempt to repair or modify.
- Any alteration of the roll bar must be approved by the manufacturer.
- DO NOT exceed the machine weight rating of the roll bar.



PTO Clutch Charge Main

ECU 2A	15A	40A	30A
--------	-----	-----	-----

(Models with Kawasaki Fuel Injected Engines only.)

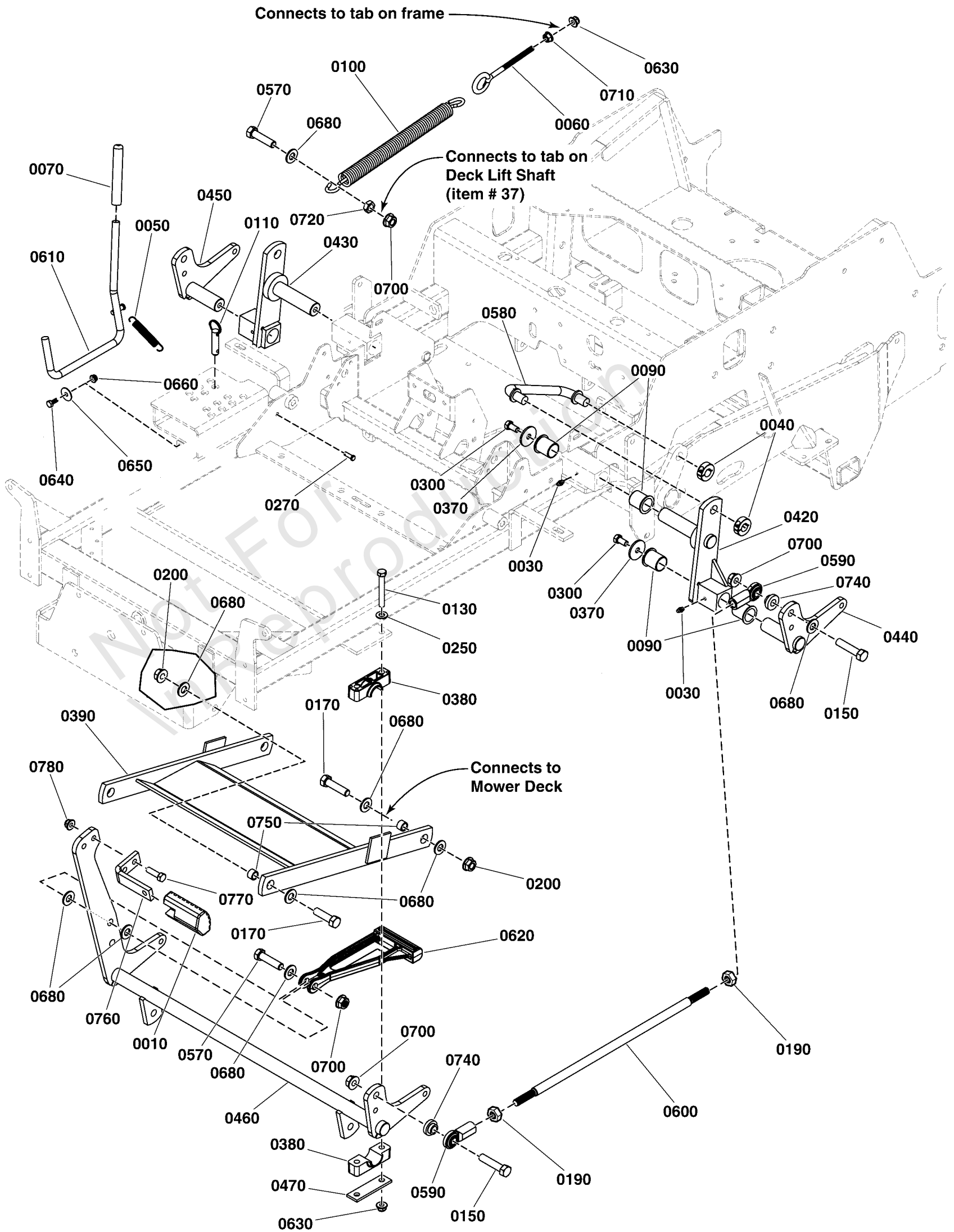
Decal Group - Safety & Operation USA Models

REF NO	PART NO	QTY	DESCRIPTION
1	5103595	1	DECAL, MAIN SAFETY -(S/N: 4000081645 & Below)
1	5106563	1	DECAL, MAIN SAFETY -(S/N: 4000081646 & Above)
2	5103184	1	DECAL, WARNING, HAND IN BELT, ENG ONLY
3	7101665	2	DECAL, DANGER DO NOT OPERATE W/O DEFLECT
4	5103725	1	DECAL, TRANSAXLE RELEASE, 600/700
5	5100683	2	DECAL, WARNING, ROLL BAR
6	5048970	1	DECAL, IGNITION SWITCH
7	5100280	1	DECAL, THROTTLE CONTROL
8	5104082	1	DECAL, WARNING, FOLDING ROLL BAR -(SV)
9	5100405	1	DECAL, WARNING OVERHANG, ROPS -(SV)
10	5100957	1	DECAL, HYDRAULIC OIL, SAE 20W50
11	5103720	1	DECAL, CUT HEIGHT, IS700/ZTS700
12	5103756	1	DECAL, BELT & BLADE, IS700Z/ZTS700
13	5061245	2	DECAL, PINCH POINT -(Qty: 1 for models with 52" mower deck)
14	5103619	1	DECAL, MANUAL AVAIL IN SPANISH
15	5104083	1	DECAL, CAUTION, FOLDING ROLL BAR -(SV)
16	5104809	1	DECAL, FUSE LOCATION, KAWI EFI -(Kawi EFI Models Only S/N: 2017612394 & Below)

Deck Lift Group - S/N: 2017954956 & Above

Note: Unless noted otherwise, use the standard torque specifications

Mfg. No: 5901796



Deck Lift Group - S/N: 2017954956 & Above

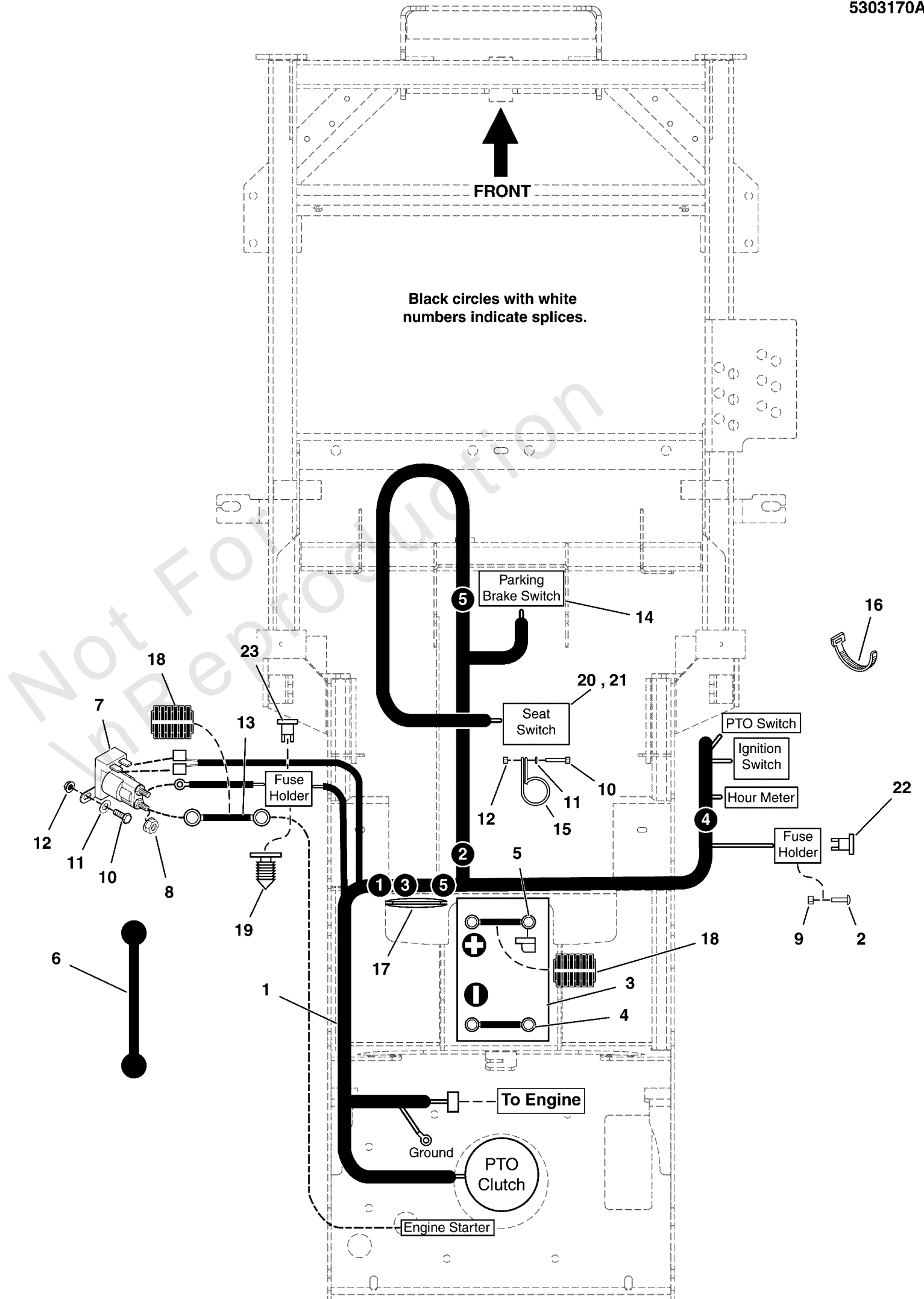
REF NO	PART NO	QTY	DESCRIPTION
0010	5104262	1	PEDAL, Rubber
0030	5020095	4	GREASE FITTING, 1/4-28 Straight
0040	5020441	4	COLLAR, 5/8" Split
0050	5010213	1	SPRING-EXT, .740 ODX2.025LGX.072WR, BLK
0060	5025429	1	EYEBOLT, 3/8-16 X 4, 2.13THRD, .75EYE, C
0070	5021880	1	GRIP, FOAM, .475 X 4.35 X .095
0090	5023343	8	BUSHING, 1.00 X 1.13 X 1.38, Plastic
0100	5023355	1	SPRING-EXT, 1.00 ODX13.25LGX.177WR, BLK
0110	5023498	1	PIN, HITCH, 1/2 X 2.00 OAL, YP
0130	5025013X22	4	BOLT, 3/8-16 X 2-3/4" GD5 CZ
0150	5025017X18	4	BOLT, 1/2-13 X 2-1/4" GD5 CZ
0170	5025018X14	4	BOLT, 1/2-20 X 1-3/4" GD8 CZ
0190	5025089	4	NUT, 1/2-20 Hex Jam
0200	5025098	4	NUT, Hex, Nylon Lock, 1/2-20
0250	5025156	4	WASHER, 3/8 SAE
0270	5025212X4	1	PIN, CLEVIS, 1/4 X 1/2, PLATED
0300	5025443	4	BOLT, 3/8-16 X 3/4, PLT W/PATCH
0370	5100548	4	WASHER, .390 X 1.50 X .109, YZ
0380	5100634	4	PIVOT BLOCK, PLASTIC
0390	5410213A	1	WELD, PULLER BAR, IS700Z - BLK
0420	5105172	1	ASSM, DECK COMP LINK, LH-CAST
0430	5105173	1	ASSM, DECK COMP LINK, RH-CAST
0440	5401671A	1	WELD, DECK LIFT LEVER, LH - BLK
0450	5401672A	1	WELD, DECK LIFT LEVER, RH - BLK
0460	5412701A	1	WELD, DECK LIFT SHAFT - BLK
0470	5403925A	2	PLATE, PIVOT BLOCK SUPPORT - BLK
0570	5025017X16	2	BOLT, 1/2-13 X 2" GD5 CZ
0580	5103703	2	ROD, SUSPENSION LINK, IS700, CZ
0590	1702779	4	JOINT-BALL .500-20 THD .500ID, CLR ZINC
0600	5103758	2	ROD, DECK LIFT, 19.25, CZ
0610	5410317A	1	WELD, Rod, Deck Lift - BLK
0620	5104133	1	LINK, DECK LIFT, CAST IRON
0630	5025394	6	NUT, 3/8 - 16 HEX NYLOCK FLANGE
0640	-----	2	HHCS, 1/4-20 X 0.625, GR5, ZINC/CLEAR
0650	5025288	2	WASHER, 1/4" Fender
0660	5025391	2	NUT, 1/4-20 Hex Nylock Flange
0680	5025158	14	WASHER, 1/2 SAE
0700	5025396	6	NUT, Hex Flange, Nylock, 1/2-13
0710	5025128	1	NUT, 3/8-16 Hex Large Serrated Flange
0720	5025301	1	NUT, Hex, Jam, 1/2-13
0740	5045023	4	SPACER, .52 X 1.00 X .44, CZ
0750	5020870	4	INSERT, Bearing
0760	5061569A	1	PEDAL, FOOT - BLK
0770	5025013X10	2	BOLT, 3/8-16 X 1-1/4" GD5 CZ
0780	5025394	1	NUT, 3/8 - 16 HEX NYLOCK FLANGE

Electrical Group - Briggs & Stratton S/N: 2017612395 & Above

Note: Unless noted otherwise, use the standard torque specifications

Mfg. No: 5901796

5303170A



Electrical Group - Briggs & Stratton S/N: 2017612395 & Above

REF NO	PART NO	QTY	DESCRIPTION
1	5416016	1	WIRE HARNESS, MAIN, SM, ZTR -(S/N: 2017954955 & Below)
1	5105536	1	HARNESS, Wiring, Small ZTR -(S/N: 2017954956 & Above)
2	5025299X6	2	BOLT, 1/4-20 X 3/4, ALLEN BUTTON HD, YZ
3	-----	1	BATTERY, WET (BCIU1, 340 CCA)
4	5047690	1	BATTERY CABLE, NEG, 14, 5/16-13/32
5	5021405	1	BATTERY CABLE, POS, 22, 1/4-5/16
6	1722009	1	STRAP, BATTERY, 14 LONG, Rubber
7	1755382	1	SOLENOID, STD-BRACKET, 2-SPADE
8	80003921	2	NUT,1/4-20,KEPS,CONICAL WSHR,ZC/CL
9	5025033	2	NUT, Hex, 5/16-24
10	5025010X6	4	BOLT, 1/4"-20 X 3/4" GD5 YZ
11	5025154	4	WASHER, 1/4 SAE
12	5025391	5	NUT, 1/4-20 Hex Nylock Flange
13	5023488	1	BATTERY CABLE, POS, 22, 1/4-5/16
14	7022886	1	SWITCH, DP NO/NC SNAP-IN
15	5021500	3	CLAMP, VINYL INSULATED, 1.00
16	5021029	9	TIE, SELF-LOCKING, 12" -(Secures wire harness to wire carrier rod).
17	5102677	1	GROMMET, 1-1/2" ID FOR 1/4" METAL -(S/N: 2018023894 & Below)
18	5050927X18	2	WIRE LOOM, 3/8 ID X 18 IN
19	5103761	1	FIR TREE MOUNT, PACKARD
20	5100540	1	SWITCH, NC, W/ BOLT-IN BASE -(SV)
21	5100541	1	SWITCH, NC, W/ TWIST-IN BASE -(SV)
22	5101935	1	FUSE, ATO-15 (15 AMP)(SV) -(SV)
23	5021603	1	FUSE, ATO-20 (20 AMP)(SV) -(SV)

Electrical Schematic - Charging Circuit B&S 44T977, 49T877 S/N: 2017954956 & Above

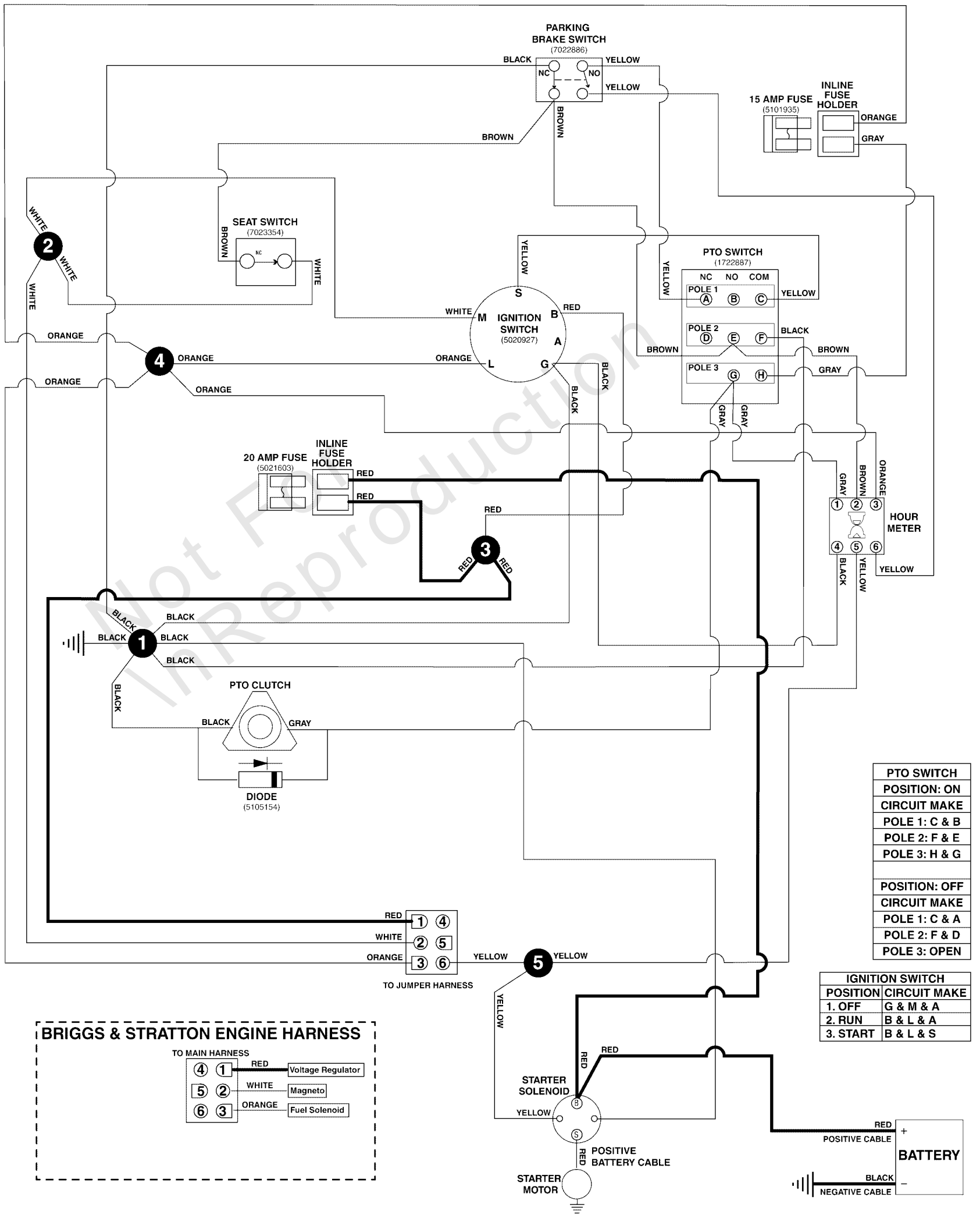
Note: Unless noted otherwise, use the standard torque specifications

Mfg. No: 5901796

5105536 MAIN WIRE HARNESS - BRIGGS & STRATTON 44T977, 49T877 ENGINES

5105536A

(If internal schematic of the switch is not shown, the image of the switch represents the back view of the connector as it is connected to the switch.)



Electrical Schematic - Charging Circuit B&S 44T977, 49T877 S/N: 2017954956 & Above

REF NO	PART NO	QTY	DESCRIPTION
5105536	5105536	1	HARNESS, Wiring, Small ZTR

Not For In Reproduction

Electrical Schematic - Cranking Circuit B&S 44T977, 49T877 S/N: 2017954956 & Above

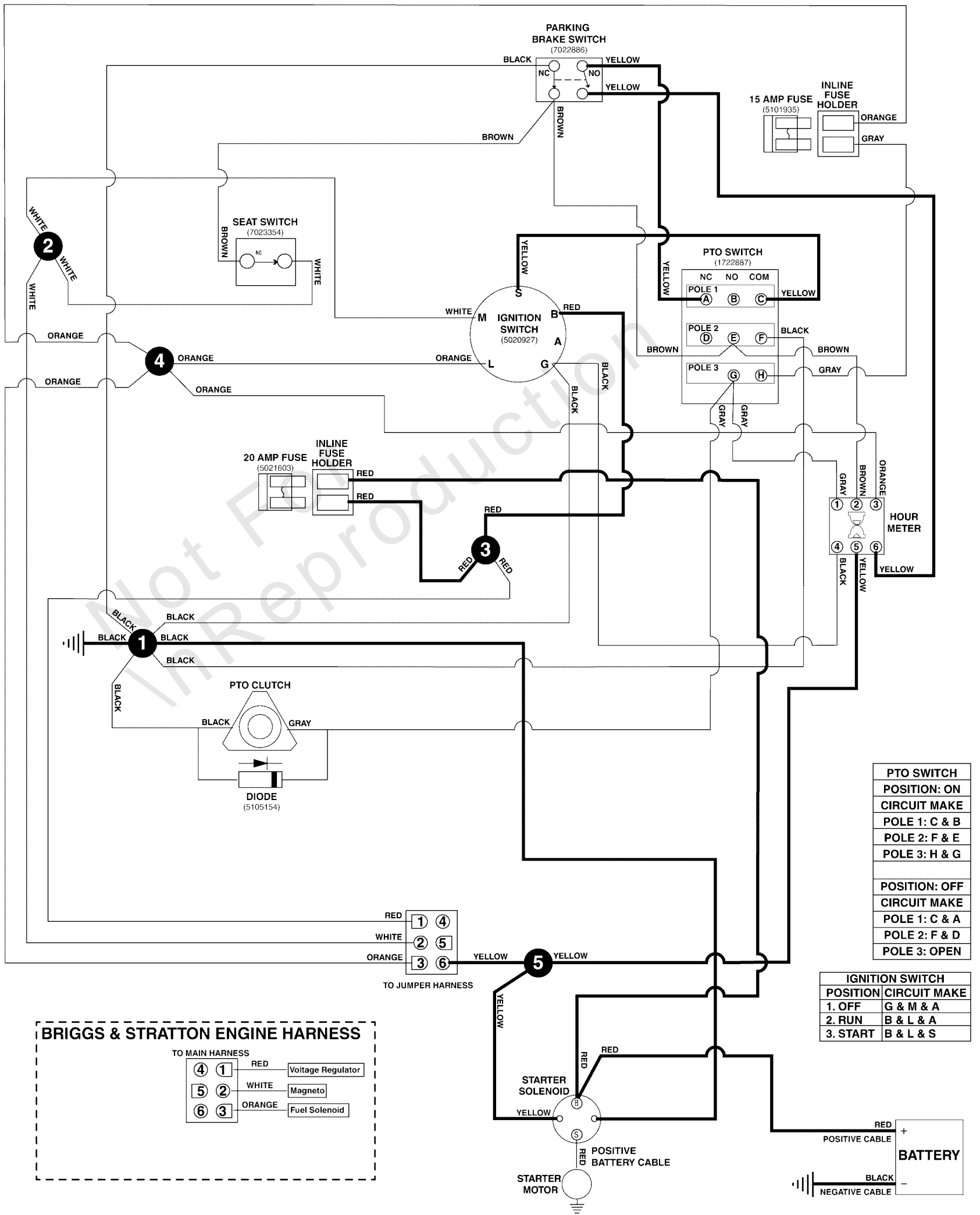
Note: Unless noted otherwise, use the standard torque specifications

Mfg. No: 5901796

5105536 MAIN WIRE HARNESS - BRIGGS & STRATTON 44T977, 49T877 ENGINES

5105536A

(If internal schematic of the switch is not shown, the image of the switch represents the back view of the connector as it is connected to the switch.)



Electrical Schematic - Cranking Circuit B&S 44T977, 49T877 S/N: 2017954956 & Above

REF NO	PART NO	QTY	DESCRIPTION
5105536	5105536	1	HARNESS, Wiring, Small ZTR

Not For In Reproduction

Electrical Schematic - Ign. Grounding Circuit/Op. Pres. B&S 44T977, 49T877 S/N:

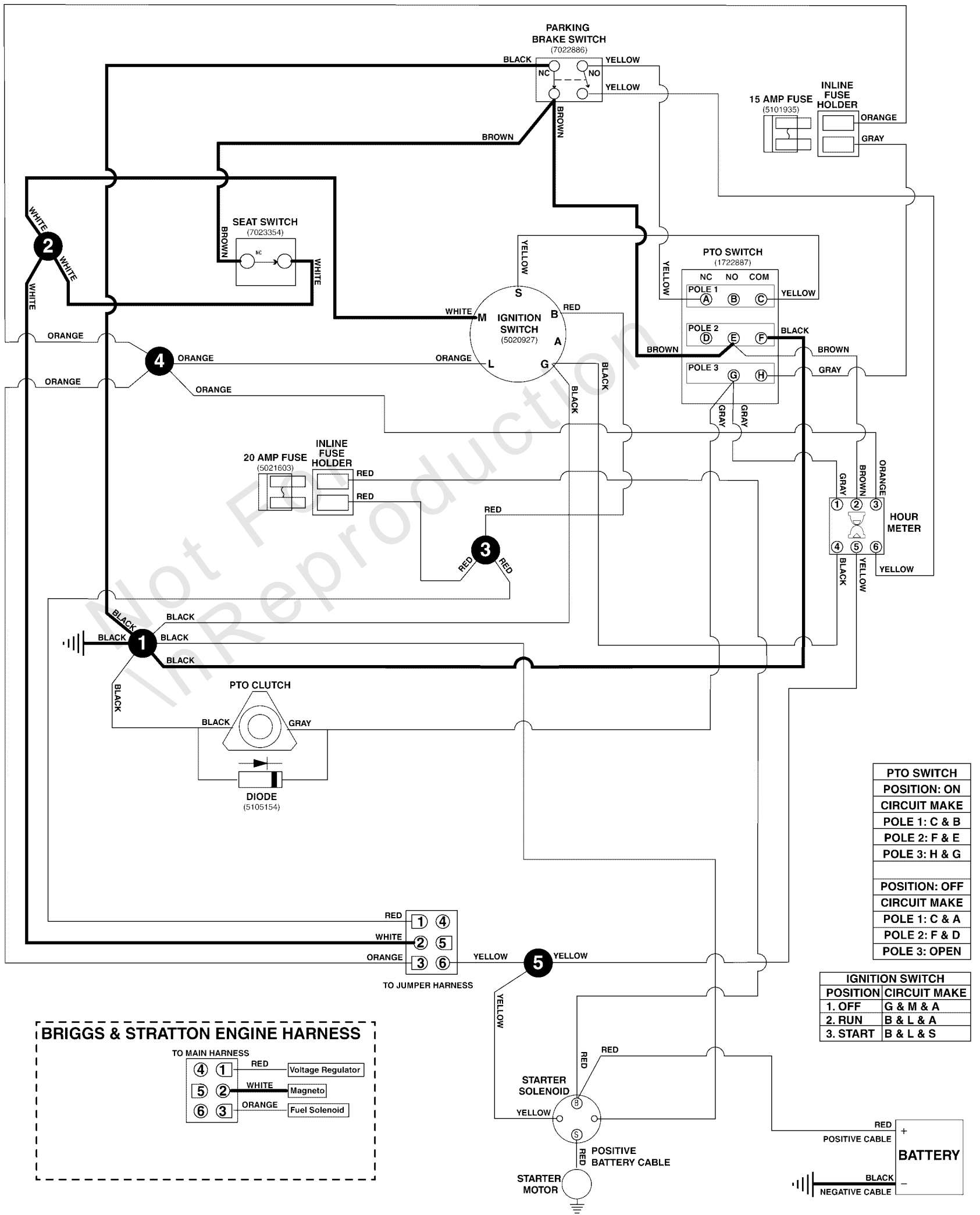
Note: Unless noted otherwise, use the standard torque specifications

Mfg. No: 5901796

5105536 MAIN WIRE HARNESS - BRIGGS & STRATTON 44T977, 49T877 ENGINES

5105536A

(If internal schematic of the switch is not shown, the image of the switch represents the back view of the connector as it is connected to the switch.)



Electrical Schematic - Ign. Grounding Circuit/Op. Pres. B&S 44T977, 49T877 S/N:

REF NO	PART NO	QTY	DESCRIPTION
5105536	5105536	1	HARNESS, Wiring, Small ZTR

Not For In Reproduction

Electrical Schematic - PTO Clutch Circuit B&S 44T977, 49T877 S/N: 2017954956 &

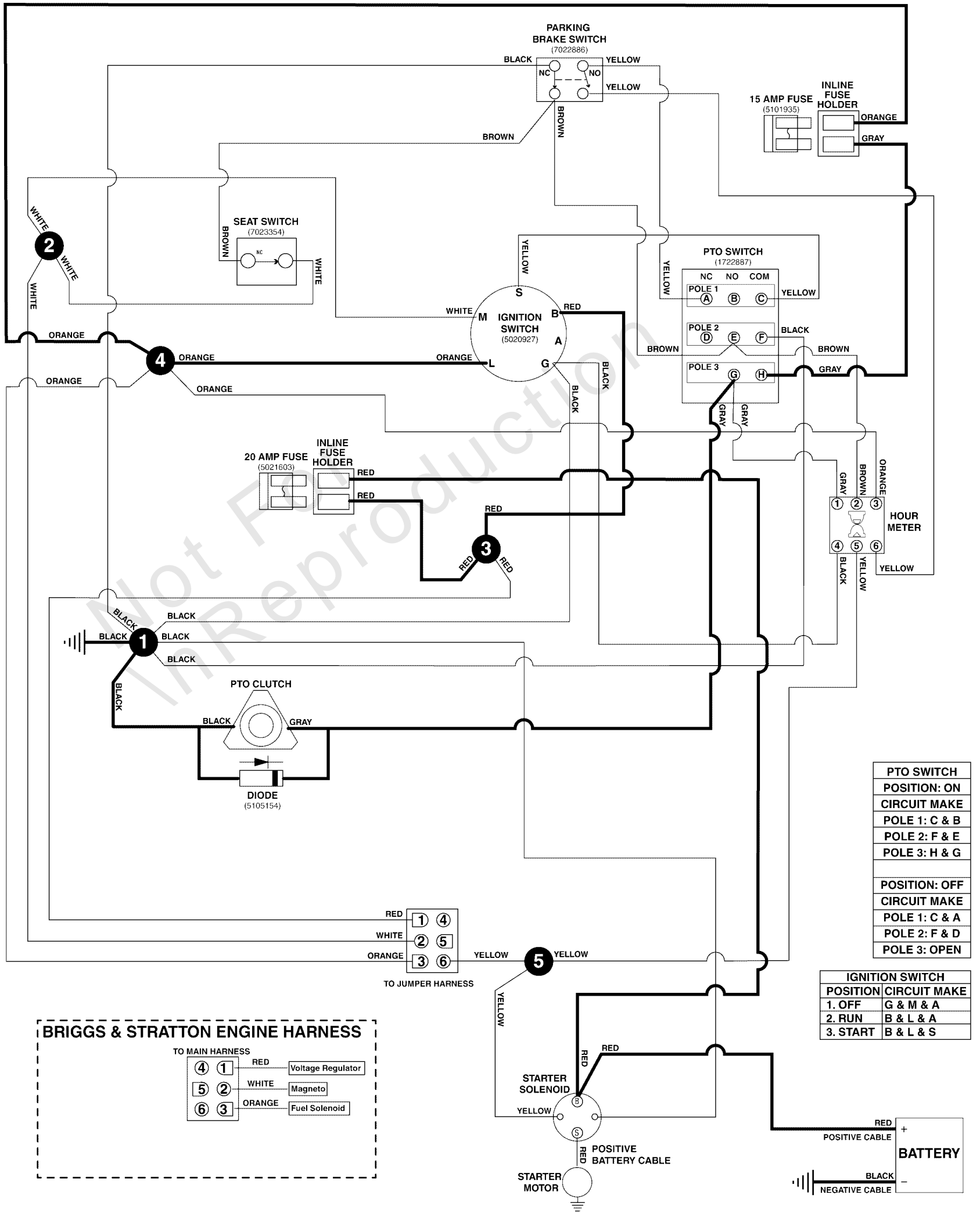
Note: Unless noted otherwise, use the standard torque specifications

Mfg. No: 5901796

5105536 MAIN WIRE HARNESS - BRIGGS & STRATTON 44T977, 49T877 ENGINES

5105536A

(If internal schematic of the switch is not shown, the image of the switch represents the back view of the connector as it is connected to the switch.)



Electrical Schematic - PTO Clutch Circuit B&S 44T977, 49T877 S/N: 2017954956 &

REF NO	PART NO	QTY	DESCRIPTION
5105536	5105536	1	HARNESS, Wiring, Small ZTR

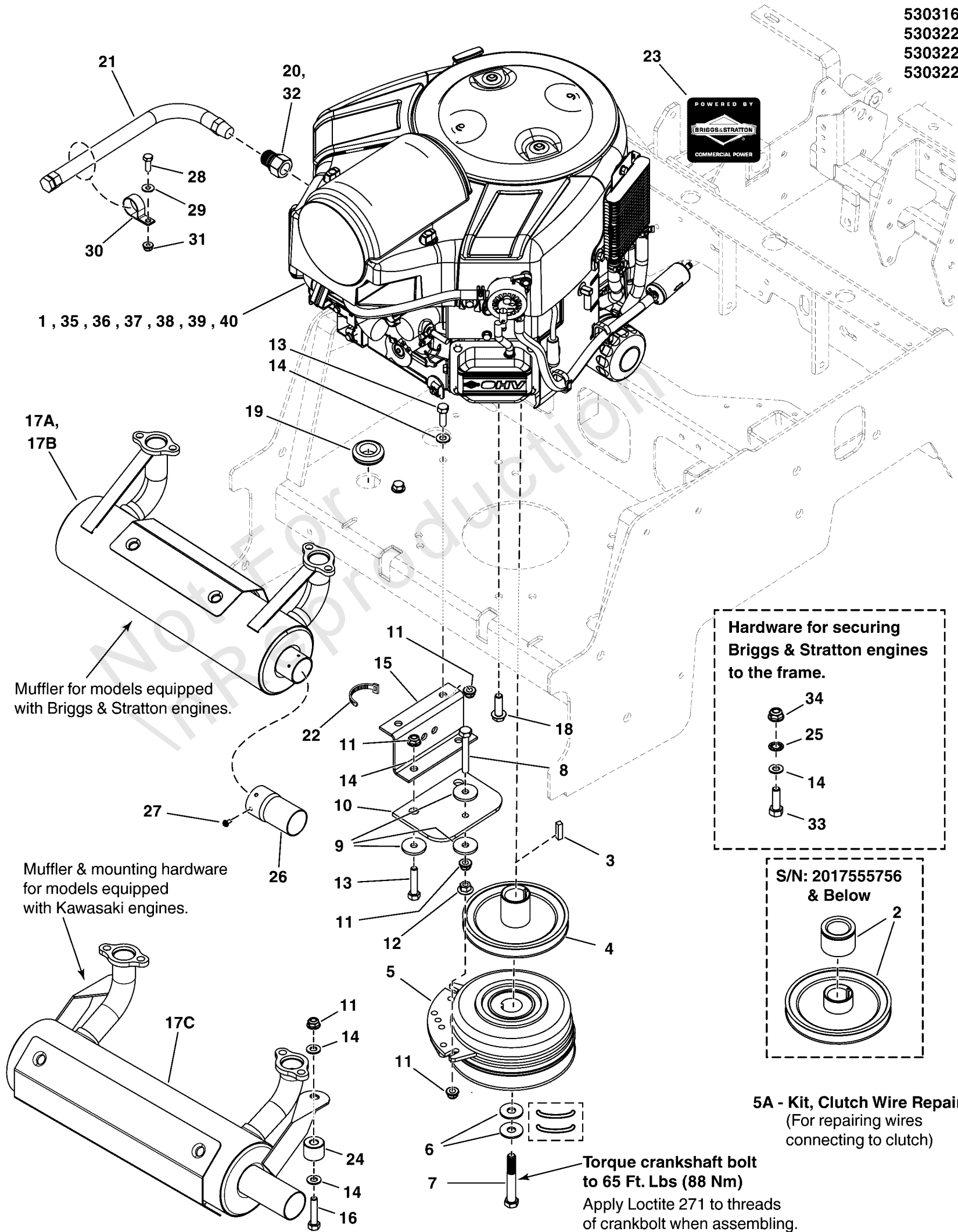
Not For In Reproduction

Engine & PTO Group

Note: Unless noted otherwise, use the standard torque specifications

Mfg. No: 5901796

5303166
5303227
5303228
5303229



Engine & PTO Group

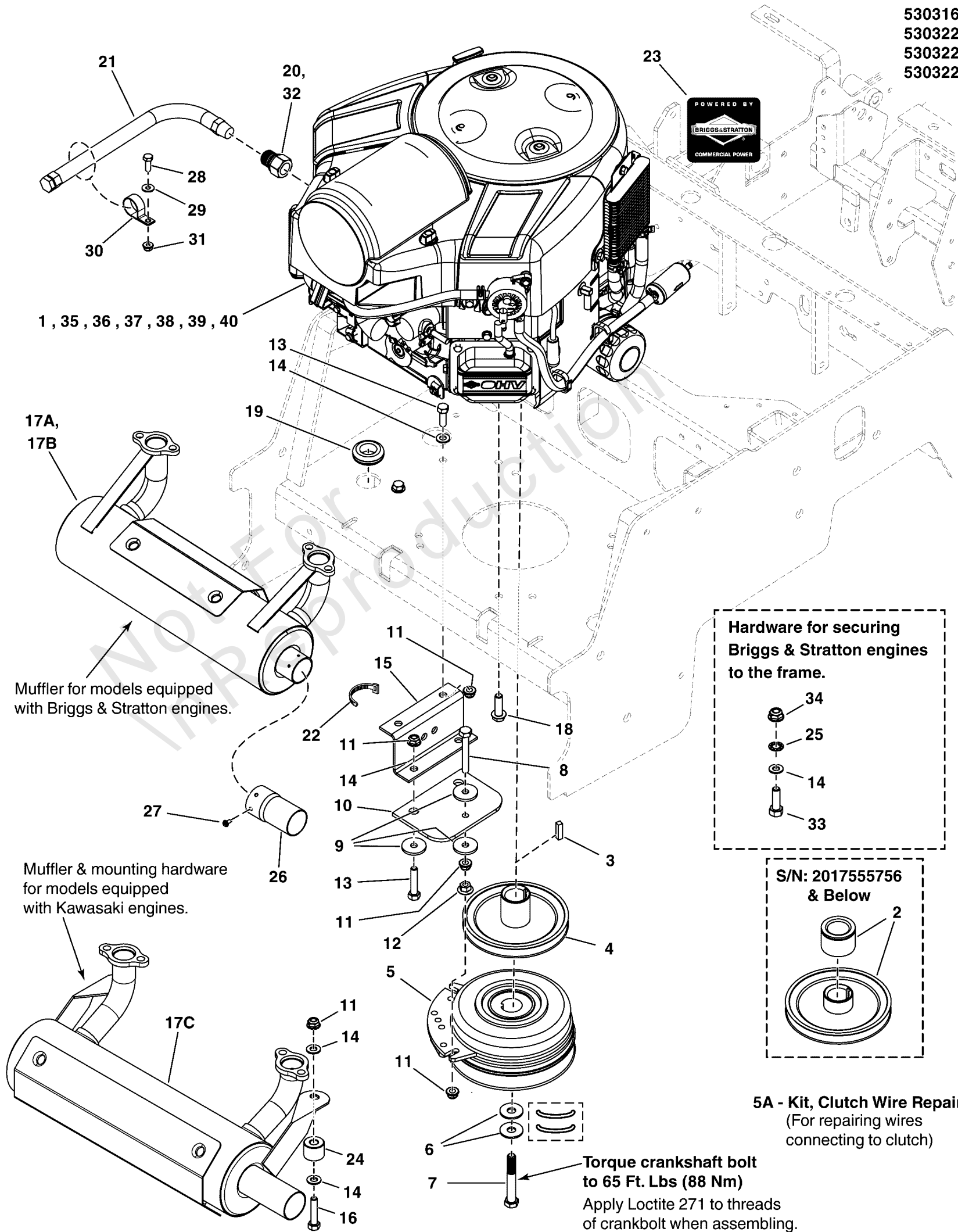
REF NO	PART NO	QTY	DESCRIPTION
1	-----	1	ENGINE, B&S, COMM TURF, 49L977 -(Models with Briggs & Stratton Commercial Turf 49L977 Engines)
2	-----	1	REPLACE WITH REF # 4 -(S/N: 2017555756 & Below)
3	5022726	1	KEY 1/4 SQ X 1 1/2 LONG
4	5105108	1	PULLEY, CRANKSHAFT 1.1255"ID X 5.318" OB -(S/N: 2017555756 & Above)
5	5105090	1	CLUTCH WARNER 200 FT-LB 1.13 X 6.323
5A	5600575	1	KIT, CLUTCH WIRE REPAIR -(SV)
6	5025585	2	BELLEVILLE WASHER, 1.1875 X .442 X .098
7	5102866	1	BOLT, CRANKSHAFT, 7/16-20 X 3, GD8
8	5025055X18	1	BOLT, 5/16-18 X 2-1/4 TFL, GD5 YZ
9	5044617	4	WASHER, .34 X 1.25 X 10 GA
10	5043636	1	CLUTCH ANCHOR PAD
11	5025392	5	NUT, 5/16-18 HEX NYLOCK FLANGE NUT -(Qty: 7 - Models w/ Kawasaki Engines S/N: 2016915554 & Below)
12	5025139	1	NUT, 5/16-18 HEX SERRATED FLANGE (LARGE)
13	5025011X8	4	BOLT, 5/16-18 X 1" GRD5 YZ
14	5025155	2	WASHER, 5/16" SAE -(Models w/ Kawasaki Engines S/N: 2016915554 & Below)
15	5410367A	1	ANCHOR, CLUTCH, IS600-IS700 - BLK
16	5025011X14	2	BOLT, 5/16-18 X 1-3/4" GD5 YZ -(Qty: 2 - Models w/ Kawasaki Engines S/N: 2016915554 & Below)
17A	593249	1	MUFFLER, RIGHT OUTLET ASSY -(B&S Commercial Turf & Model 49R977 Vanguard Engines)
17B	843906	1	MUFFLER (Purchase from Engine Manufacturer) -(B&S Model 541777 Vanguard Engines)
17C	5104326	1	MUFFLER, KAWI, HORIZONTAL, 5" CAN -(Kawasaki Engines)
18	5025532	4	BOLT, HEX FLG, SER, GD5 3/8-16 X 1-1/4" PACH CZ -(Models equipped with Kawasaki Engines Only)
19	5021379	1	GROMMET, 7/8"
20	5022234	1	ADAPTER, Oil Drain -(Models equipped with Kawasaki Engines Only)
21	5048681	1	HOSE, OIL DRAIN
22	5101492	1	TIE, SELF-LOCKING, 24"
23	-----	1	NO LONGER AVAILABLE - LABEL, BRIGGS & STRATTON LOGO
24	5046446	2	SPACER, .39 X 1.00 X .80, CZ -(Models Kawasaki Engines S/N: 2016915554 & Below)
25	5025188	4	WASHER, 5/16" Internal Tooth Lock
26	5104348	1	EXTENSION, TAILPIPE, 3" - BLACK -(B&S Commercial Turf & Model 49R977 Vanguard Engines)
27	5025470	2	SCREW, SELF-TAP, #8-32 X 3/8. WASH HEX, CZ -(B&S Commercial Turf & Model 49R977 Vanguard Engines)
28	5025010X6	1	BOLT, 1/4"-20 X 3/4" GD5 YZ
29	5025154	1	WASHER, 1/4 SAE
30	5021500	1	CLAMP, VINYL INSULATED, 1.00
31	5025391	1	NUT, 1/4-20 Hex Nylock Flange
32	5100366	1	METRIC ADAPTER, M14-1.5" TO 3/8 NPTF -(B&S Vanguard Engines)
33	5025025X14	4	BOLT, 5/16-24 X 1-3/4, GD8, PHOS -(B&S Engines)
34	5025616	4	NUT, 5/16-24, TOP LOCK FLANGE, GD8 PHOS -(B&S Engines)
35	-----	1	ENGINE, B&S VANGUARD, 541777 -(Models with Briggs & Stratton Vanguard 541777 Engines)

Engine & PTO Group

Note: Unless noted otherwise, use the standard torque specifications

Mfg. No: 5901796

5303166
5303227
5303228
5303229



Engine & PTO Group

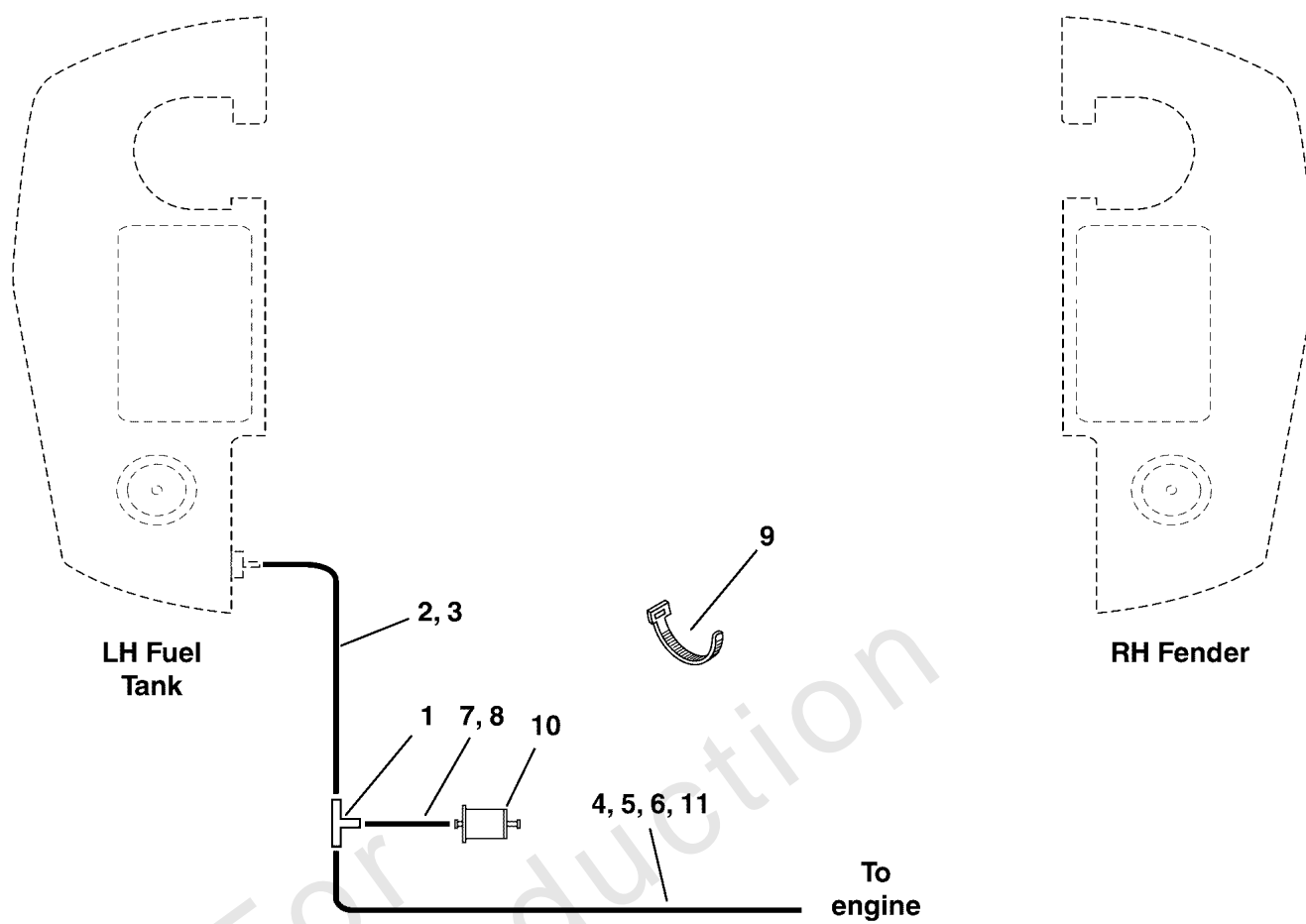
REF NO	PART NO	QTY	DESCRIPTION
36	-----	1	ENGINE, KAWASAKI, FS691 -(Models with Kawasaki FS691)
37	-----	1	ENGINE, KAWASAKI, FS730V -(Models with Kawasaki FS730V Carbureted)
38	-----	1	ENGINE, B&S, COMM TURF, 1-1/8 X 4.29, 49T877 -(Models with Briggs & Stratton Commercial Turf 49T877 Engines)
39	-----	1	ENGINE, B&S VANGUARD, 49R977 -(Models with Briggs & Stratton Vanguard 49R977 Engines)
40	-----	1	ENGINE, KAWASAKI, FS730V, EFI -(Models with Kawasaki Fuel Injected Engines in serial number range 2018025424 & Below)
40	-----	1	ENGINE, KAWASAKI, FT730V, EFI -(Models with Kawasaki Fuel Injected Engines in serial number range 2018025425 & Above)

Not For In Reproduction

EVAP Group - S/N : 2016816350 & Above

Note: Unless noted otherwise, use the standard torque specifications

Mfg. No: 5901796



5303807,
5303808,
5303811

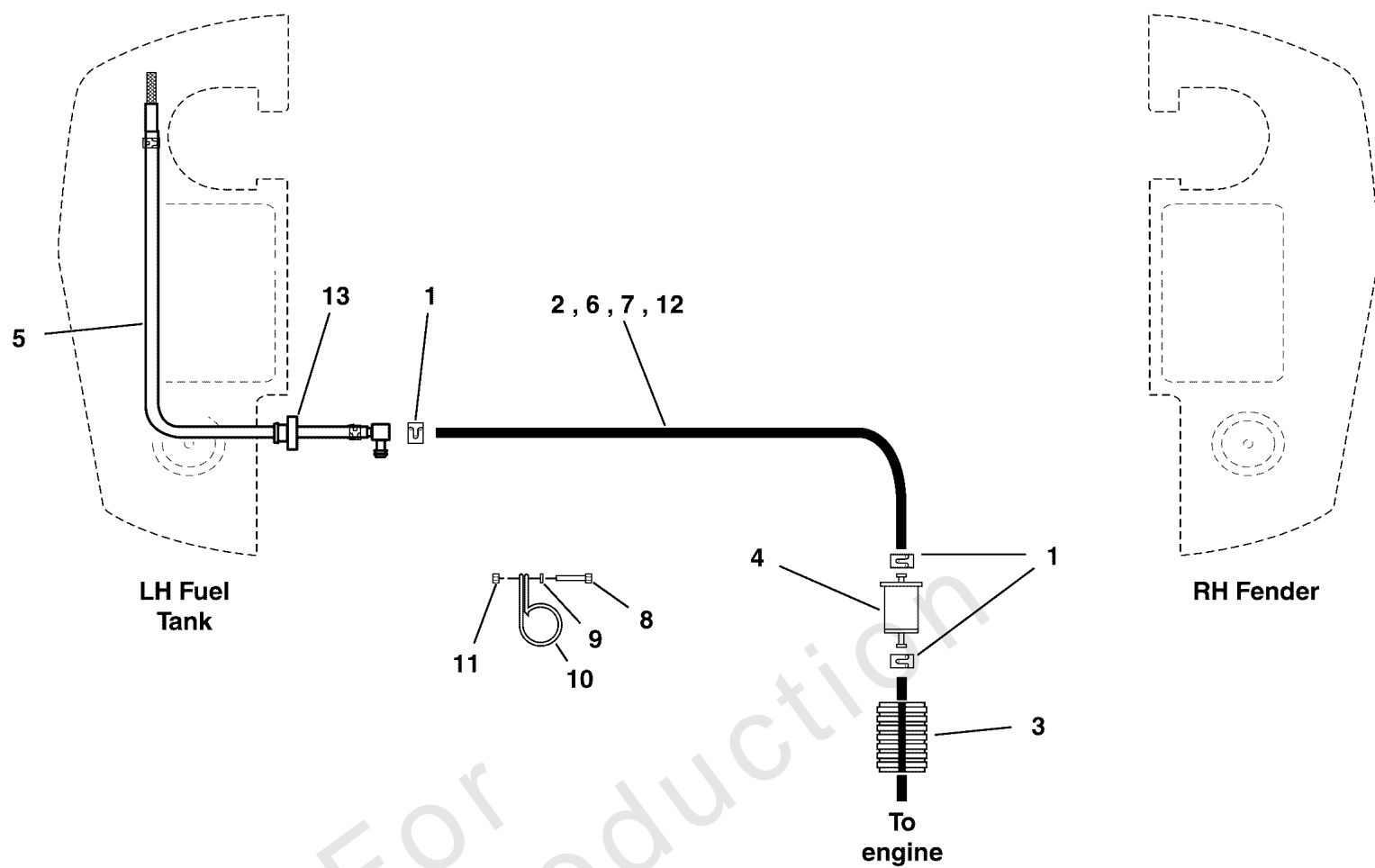
EVAP Group - S/N : 2016816350 & Above

REF NO	PART NO	QTY	DESCRIPTION
1	5103062	1	FITTING, 3/16" TEE, BARB TYPE, HDPE
2	7700552X29	1	HOSE, VAPOR, 5MM ID, 29.00 LG -(Models equipped with B&S Commercial Turf Engines Only)
3	7700552X18	1	HOSE, VAPOR, 5MM ID, 18.00 LG -(Models equipped with Kawasaki Engines Only)
4	7700552X12	1	HOSE, VAPOR, 5MM ID, 12.00 LG -(Models equipped with B&S Commercial Turf Engines Only)
5	7700552X16	3	HOSE, VAPOR, 5MM ID, 16.00 LG -(Models equipped with Vanguard Engines Only)
6	7700552X20P5	1	HOSE, VAPOR, 5MM ID, 20.50 LG -(Models equipped with Kawasaki Carbureted Engines Only)
7	7700552X2	1	HOSE, VAPOR, 5MM ID, 2.00 LG -(Models equipped with B&S Commercial Turf Engines Only)
8	7700552X16	1	HOSE, VAPOR, 5MM ID, 16.00 LG -(Models equipped with Kawasaki Engines Only)
9	5021030	3	TIE, SELF-LOCKING, 6" -(Qty: 4 on models equipped with Kawasaki Engines)
10	80025019	1	FILTER, FUEL
11	7700552X21	1	HOSE, VAPOR, 5MM ID, 21.00 LG -(Models equipped with Kawasaki Fuel Injected Engines Only)

Fuel Supply Hose & Tank Replacement Parts

Note: Unless noted otherwise, use the standard torque specifications

Mfg. No: 5901796



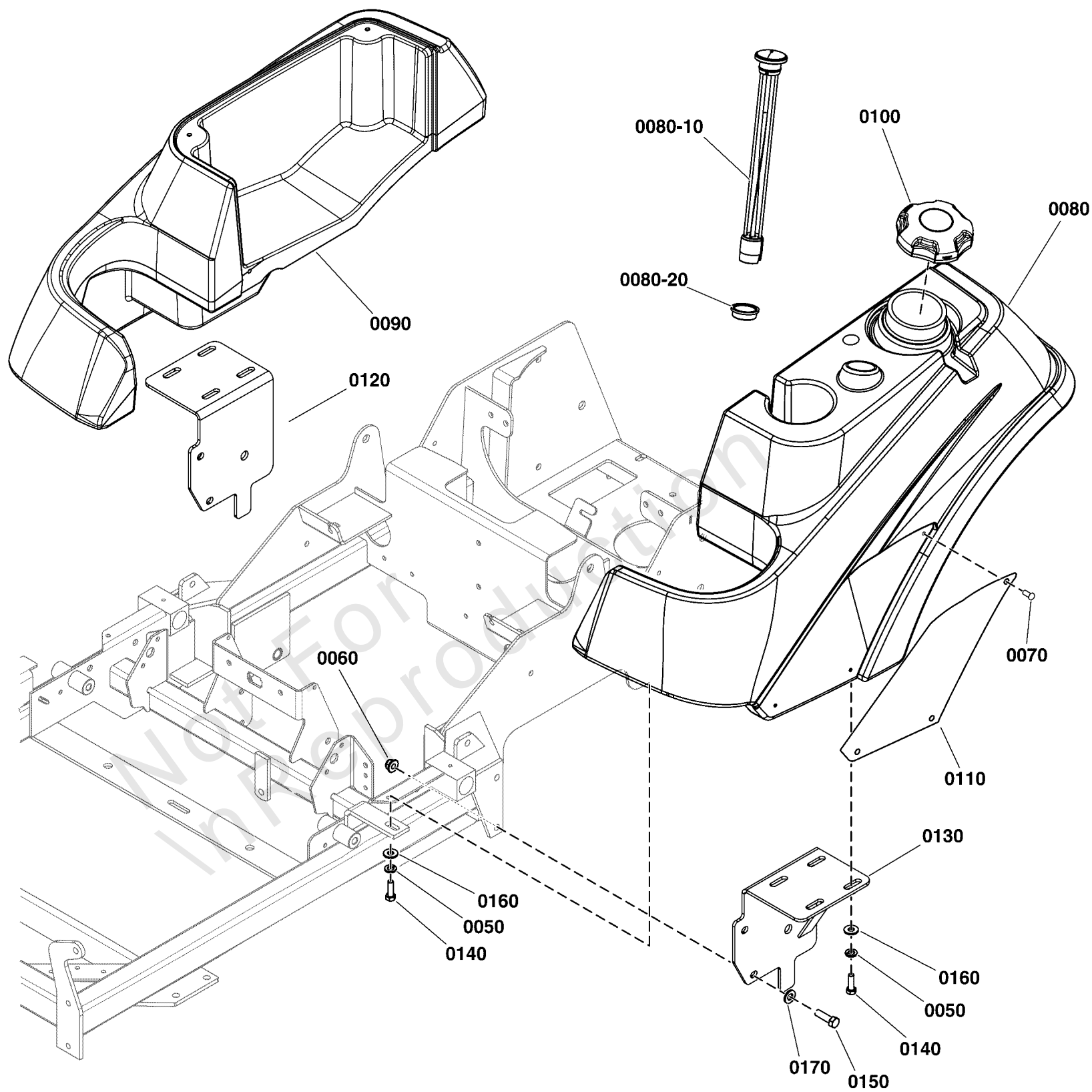
Fuel Supply Hose & Tank Replacement Parts

REF NO	PART NO	QTY	DESCRIPTION
1	93807	2	CLAMP, Hose
2	5050831X29	1	1/4" Fuel Line, 29" Long -(Briggs & Stratton Commercial Turf Engines Only)
3	5050833X13	1	WIRE LOOM, 1/2 ID, 13.00 LONG -(Briggs & Stratton Commercial Turf Engines Only)
4	5021178X3	1	FUEL FILTER (SV) -(SV)
5	5101149	1	PICKUP TUBE ASM, FUEL TANK, 22" -(SV)
6	5050831X9	1	1/4" Fuel Line, 9" Long -(Kawasaki Carbureted Engines Only)
7	5050831X22P5	1	HOSE, 1/4" FUEL, 22.50" -(Briggs & Stratton Vanguard Engines Only)
8	5025010X6	2	BOLT, 1/4"-20 X 3/4" GD5 YZ -(Briggs & Stratton Commercial Turf & Kawasaki EFI Engines Only)
9	5025154	2	WASHER, 1/4 SAE -(Briggs & Stratton Commercial Turf & Kawasaki EFI Engines Only)
10	5021500	2	CLAMP, VINYL INSULATED, 1.00 -(Briggs & Stratton Commercial Turf & Kawasaki EFI Engines Only)
11	5025391	2	NUT, 1/4-20 Hex Nylock Flange -(Briggs & Stratton Commercial Turf & Kawasaki EFI Engines Only)
12	5050831X34	1	HOSE, 1/4" FUEL, 34.00" -(Kawasaki EFI Engines Only)
13	1726400	1	BUSHING-FUEL TANK RED RUBBER (SV)

Fuel Tank & Mount Group

Note: Unless noted otherwise, use the standard torque specifications

Mfg. No: 5901796



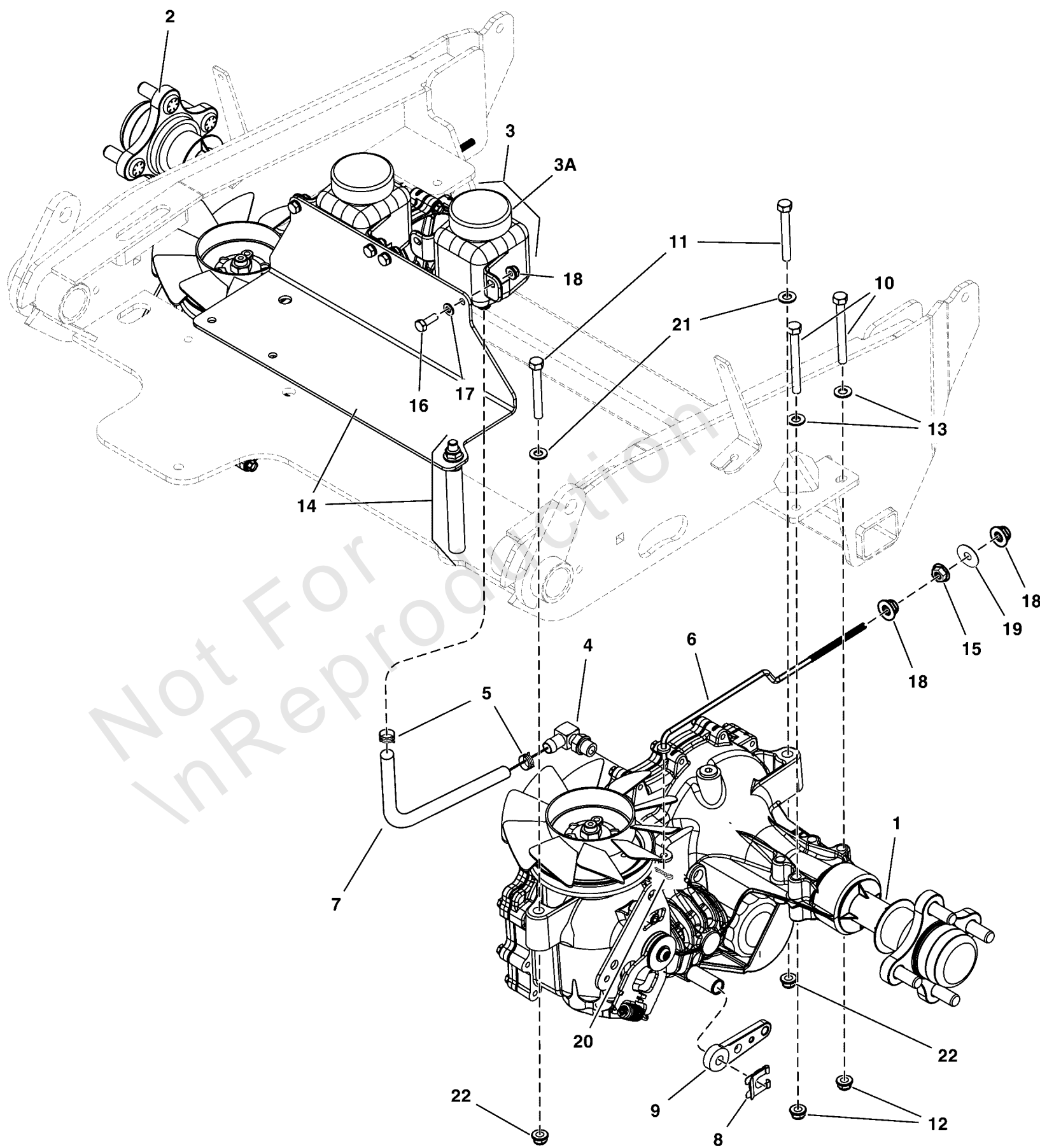
Fuel Tank & Mount Group

REF NO	PART NO	QTY	DESCRIPTION
0050	5025170	10	WASHER, 5/16 LOCK YZ
0060	5025394	4	NUT, 3/8 - 16 HEX NYLOCK FLANGE
0070	5025386	6	SCREW, Allen Head, #10-24 x 3/8"
0080	5103176	1	TANK, FUEL - LH, IS500 & IS1500
0080-10	5022917	1	GAUGE, FUEL, 12 (SV)
0080-20	5022917X1	1	GROMMET, FUEL GAUGE (SV)
0090	5049948	1	TANK, FENDER, CITATION/ZT4000 - RH
0100	5103005	1	FUEL CAP, 3-1/2", MANAGED VENT OUT, 12"
0110	5400250B	2	PLATE, BADGE - IS1500 - RED
0120	5409854A	1	WELD, TANK MOUNT, RH - BLK
0130	5409856A	1	WELD, TANK MOUNT, LH - BLK
0140	5025011X6	10	BOLT, 5/16-18 X 3/4 GD5
0150	5025013X10	4	BOLT, 3/8-16 X 1-1/4" GD5 CZ
0160	5025292	10	WASHER, 5/16 GRADE 9, FLAT
0170	5025293	4	WASHER, 3/8" GR. 9 FLAT

Hydraulic Group

Note: Unless noted otherwise, use the standard torque specifications

Mfg. No: 5901796



Hydraulic Group

REF NO	PART NO	QTY	DESCRIPTION
1	5106642	1	TRANSAXLE, ZT3200, LH, ZJ-KYEF-8T7C-1GRX
2	5106643	1	TRANSAXLE, ZT3200, RH, ZJ-GYEF-8T7B-1GRX
3	5100473	2	HYDRO RES. #71328, 350 ml
3A	5100778X1	2	RESERVOIR CAP -(SV)
4	5100370	2	FITTING, 9/16 O-RING-1/2" HOSE, 90 DEG
5	5025474	4	CLAMP, HOSE, .75 FREE DIA.
6	5103631	2	ROD, DUMP VALVE, IS600
7	5050857X9P5	2	HOSE, 1/2 PUSH-LOCK, 9.50
8	5104055	2	E-CLIP, BRAKE ARM, ZT3100 & ZT3400
9	5103750	2	BRAKE ARM, ZT-3400
10	5025011X24	4	BOLT, 5/16-18 X 3 GD5 YZ
11	5025013X20	4	BOLT, 3/8-16 X 2-1/2" GD5 CZ
12	5025392	4	NUT, 5/16-18 HEX NYLOCK FLANGE
13	5025292	4	WASHER, 5/16 F436 FLAT
14	-----	0	See Pump Drive Group
15	5025126	2	NUT, 1/4-20 HEX SERR. FLANGE
16	5025010X6	4	BOLT, 1/4-20 X 3/4 GD5 YZ
17	5025154	4	WASHER, 1/4 SAE
18	5025391	8	NUT, 1/4-20 HEX NYLOCK FLANGE
19	5025288	2	WASHER, 1/4 FENDER
20	5025211	2	PIN, HAIR, .0585 X 1-1/8, 1/4 EYE, YZ
21	5025156	4	WASHER, 3/8 SAE
22	5025394	4	NUT, 3/8 - 16 HEX NYLOCK FLANGE

Instrument Control Panel

Note: Unless noted otherwise, use the standard torque specifications

Mfg. No: 5901796

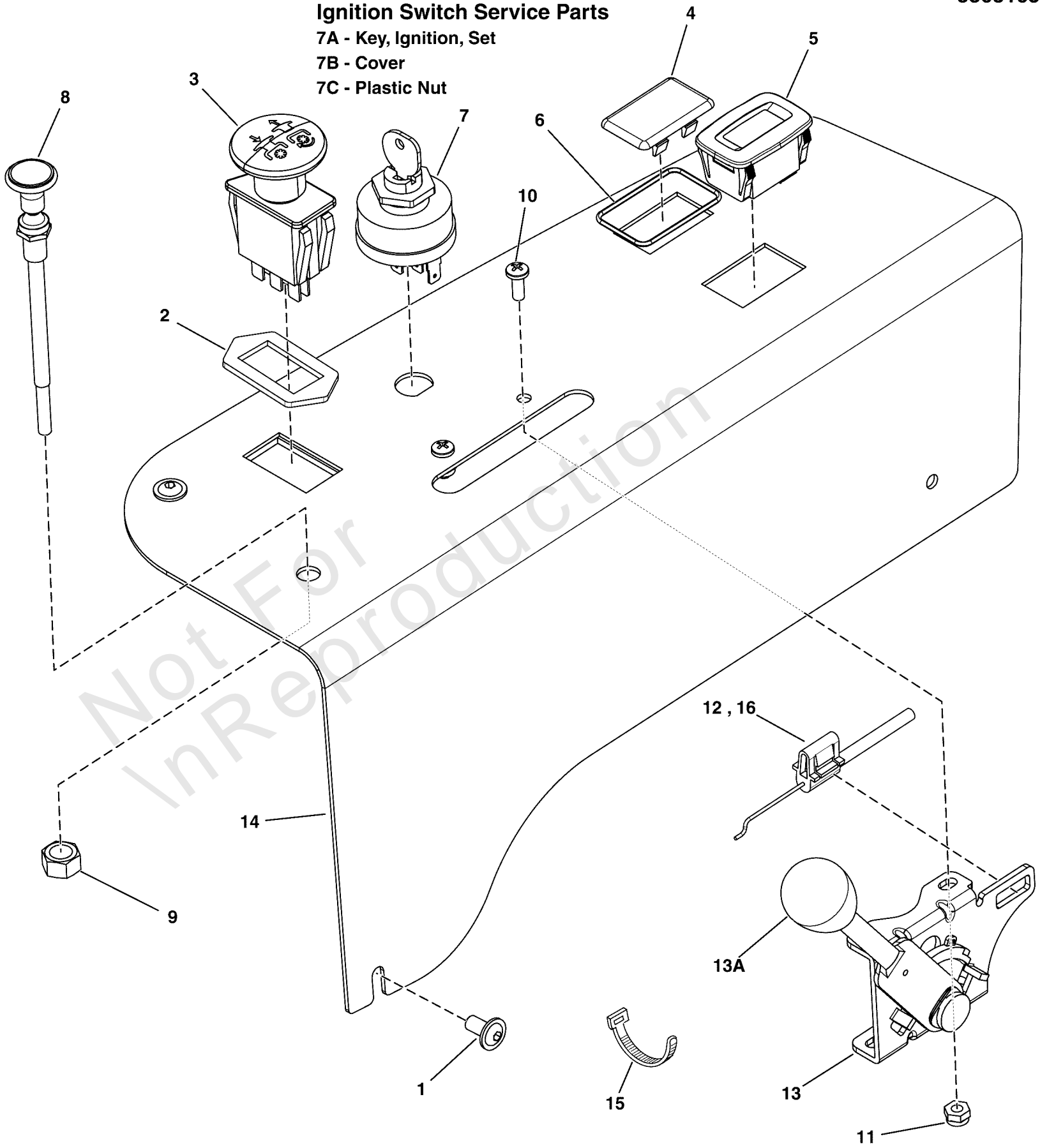
5303165

Ignition Switch Service Parts

7A - Key, Ignition, Set

7B - Cover

7C - Plastic Nut



Instrument Control Panel

REF NO	PART NO	QTY	DESCRIPTION
1	5025299X4	3	SCREW, 1/4-20 X 1/2 ALLEN BH
2	5022222	1	RING, SWITCH RETAINER
3	5022180	1	SWITCH, BLADE ENGAGEMENT
4	1709188	1	PLUG, .820X1.44 HOLE, BLACK PLASTIC
5	-----	1	* HOUR METER, ASSEMBLY (5409263)
6	5022269	1	O-RING, 7/8 ID X 1/16 W
7	5020927	1	SWITCH, IGNITION, 6 POST
7A	5022789	1	KEY, IGNITION MOLDED SET -(SV)
7B	5022790	1	COVER, PLASTIC, SNAP ON -(SV)
7C	5022791	1	PLASTIC NUT -(SV)
8	5047779	1	CABLE, CHOKE CONTROL, 51 (Z)
9	5025309	1	NUT, 3/8-24 HEX JAM
10	5025179X6	2	SCREW, #10-24 X 3/4 ROUND PHILLIPS
11	5025271	2	NUT, #10-24 HEX NYLON LOCK
12	5101073	1	CABLE, THROTTLE, 42" -(All other models)
13	5101537	1	LEVER, THROTTLE CONTROL
13A	5046360X1	1	THROTTLE CONTROL HANDLE/KNOB -(SV)
14	5410303A	1	PLATE, CONTROL PANEL, IS600Z - BLK
15	5021030	2	TIE, SELF-LOCKING, 6"
16	5101076	1	CABLE, THROTTLE 47" -(Briggs & Stratton Model 541777 Vanguard Engine Models)

Footnotes:

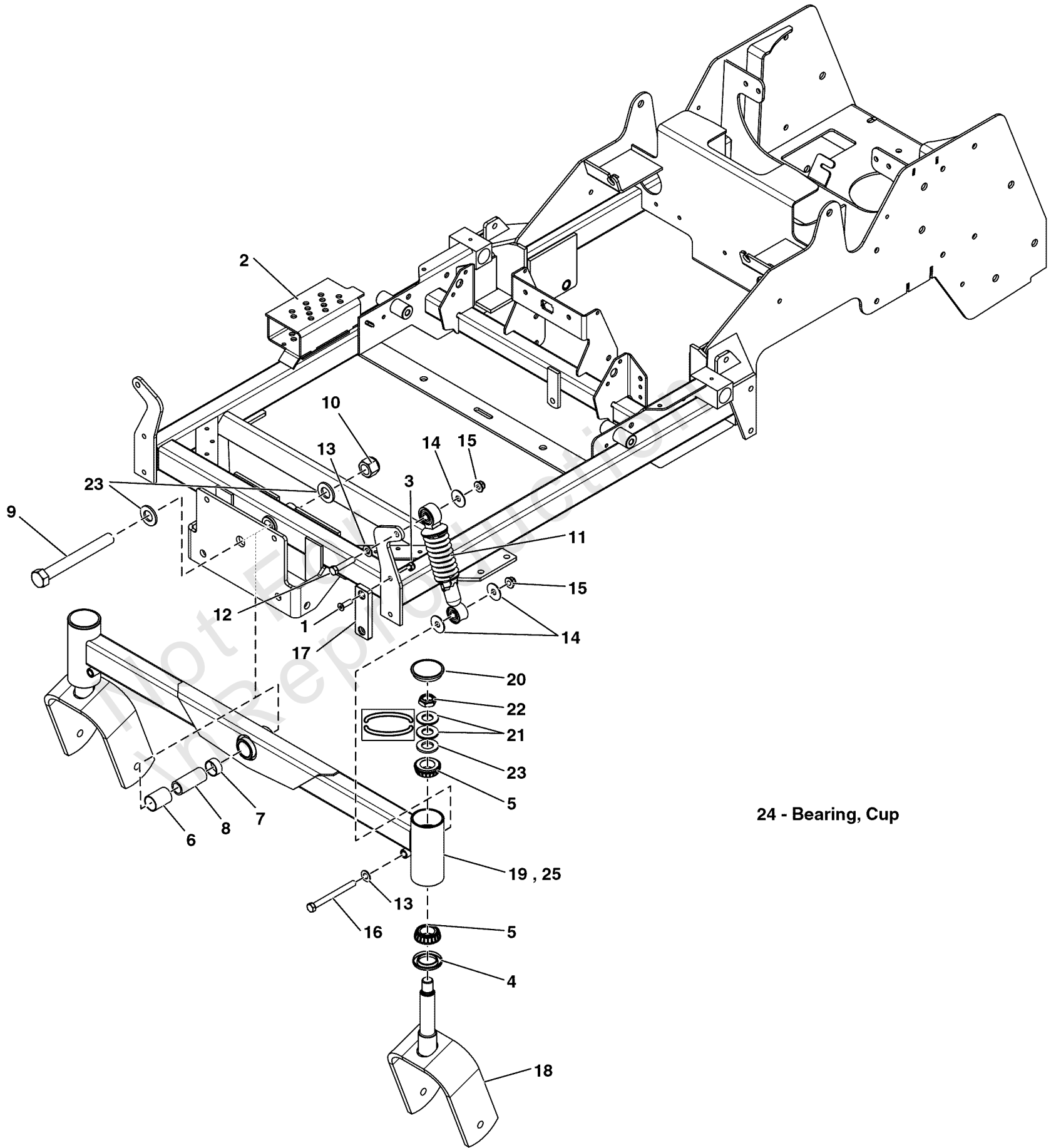
* When replacing this hour meter, please call our service department at 1-800-933-6175 ext. 709

Main Frame & Front Suspension Group

Note: Unless noted otherwise, use the standard torque specifications

Mfg. No: 5901796

5303162



Main Frame & Front Suspension Group

REF NO	PART NO	QTY	DESCRIPTION
1	5025594	4	SCREW, 5/16-18 X 1, PHILLIPS HD, BZ -(Was 5025303)
2	-----	1	WELD, MAIN FRAME, IS700Z - RED -(Refer to Note: *)
3	5025057	4	NUT, Hex, Nylon Locking, 5/16-18
4	5021072	2	SEAL, Grease
5	5020884	4	BEARING, TAPERED ROLLER, 1"
6	5022852	1	PIVOT BEARING, 1.00" X 1.125" OD X 1.50"
7	5100358	1	PIVOT BEARING, 1.00" X 1.125" OD X .50"
8	5047489	1	SPACER, .75 x 1.00 x 2.38
9	5025265X52	1	BOLT, 3/4-16 X 6-1/2" YZ GD5
10	5025284	1	NUT, Hex, Nylon Lock, 3/4-16
11	5023483	2	SHOCK & SPRING ASSEMBLY
12	5025013X14	2	BOLT, 3/8-16 X 1-3/4" GD5 CZ
13	5025156	4	WASHER, 3/8 SAE
14	5025165	6	WASHER, 3/8" Fender
15	5025394	4	NUT, 3/8 - 16 HEX NYLOCK FLANGE
16	5025013X32	2	BOLT, 3/8-16 X 4" GD5 CZ
17	5102702	2	PAD, FRICTION, .375 X 1.25 X 4.00
18	5402208B	2	WELD, CASTER YOKE - RED MODEL -(S/N: 4000771923 and below)
18	5419196B	2	WELD, CASTER YOKE - RED -(S/N: 4000771924 and above)
19	5403810B	1	WELD, PIVOTING FRONT END - RED -(61" Models)
20	5102929	2	CAP, LOW PROFILE, STEEL
21	5025449	4	WASHER, BELLEVILLE - 1.500 X .755
22	5025448	2	NUT, 3/4-16, HEX JAM NYLON LOCK
23	5025160	4	WASHER, 3/4" SAE
24	5020883	4	CUP, BEARING (SV) -(SV)
25	5405923B	1	WELD, PIVOTING FRONT END - RED -(52" Models)

Footnotes:

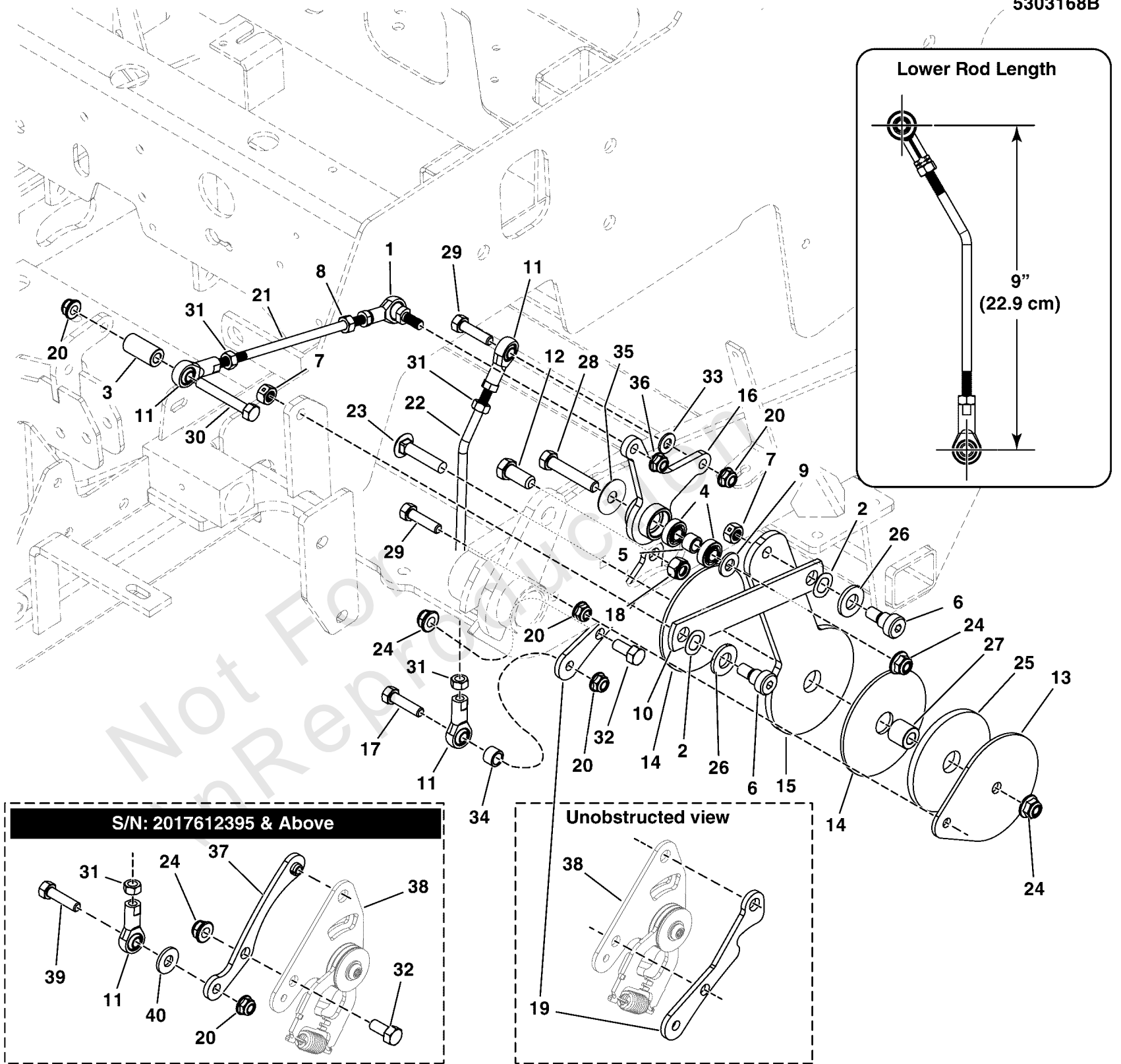
Note: *If frame is damaged, call 1-800-933-6175 ext. 709

Motion Control Group - Control System

Note: Unless noted otherwise, use the standard torque specifications

Mfg. No: 5901796

5303168B



Motion Control Group - Control System

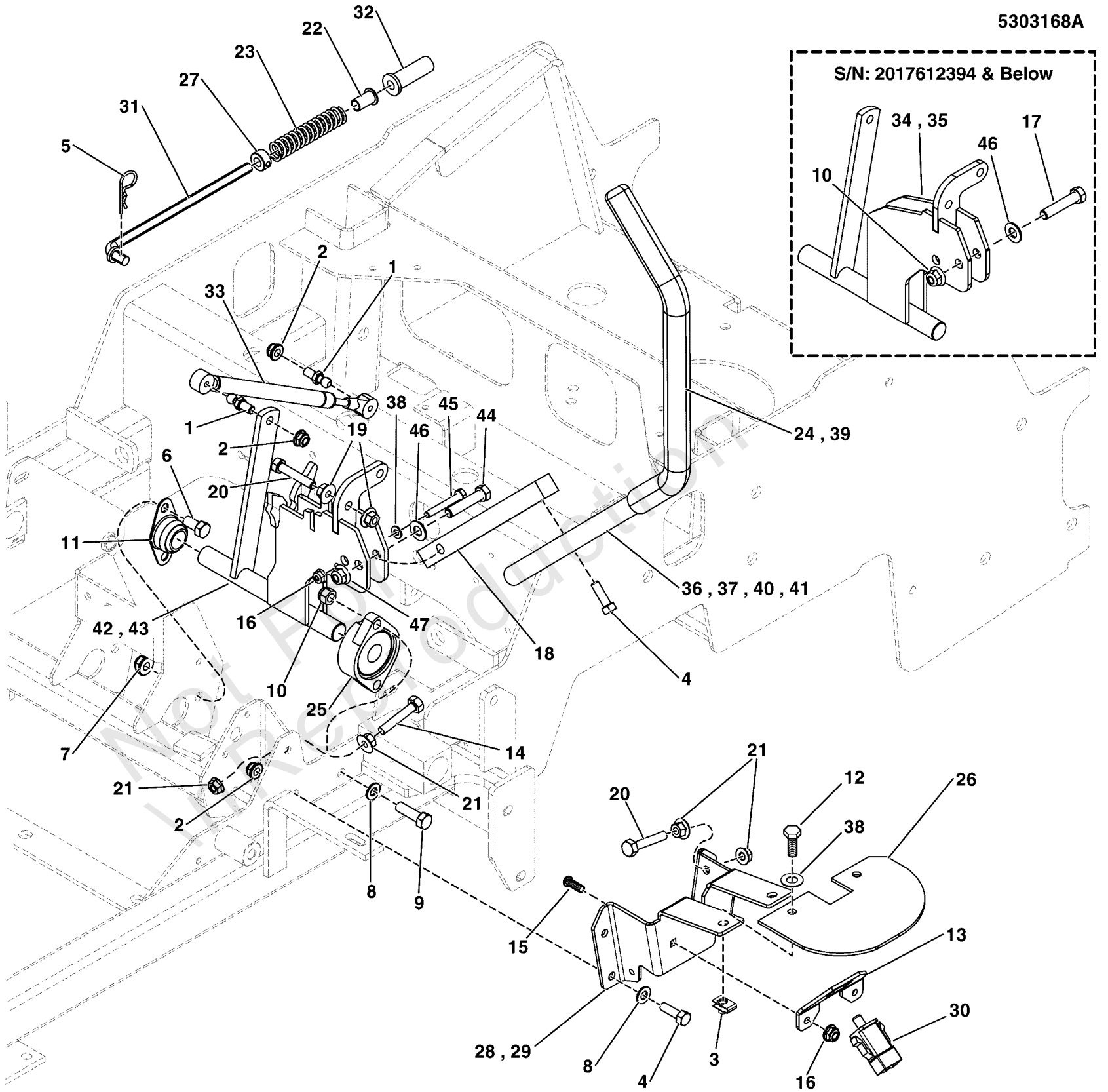
REF NO	PART NO	QTY	DESCRIPTION
1	5104495	2	BALL JOINT, 5/16-24 LH FEMALE W/STUD, BR
2	5103784	4	WAVE WASHER, 1/2"ID X .087"OD X .01 THK.
3	5102599	2	SPACER, .38 X .75 X 1.25, PM, CZ
4	5102003	4	BEARING, .375" ID X .875" OD X .341" THK
5	5103676	2	SPACER, .39 X .55 X .38, PM, CZ
6	5025356	4	BOLT, 3/8-16 X 3/8", 1/2" SHOULDER
7	5025100	4	NUT, Hex, Side Lock, 3/8-16
8	5023212	2	NUT, 5/16-24 HEX, LH
9	5025293	2	WASHER, 3/8" GR. 9 FLAT
10	5410447A	2	LINK, CONTROL SYSTEM ARM, IS700 - BLK
11	5104578	6	BALL JOINT 5/16-24 RH FEMALE STAMPED STL
12	5025015X6	2	BOLT, 7/16-14 X 3/4, GD 5 YZ -(S/N: 2017612394 & Below)
13	5410271A	2	PLATE, CONTROL SYSTEM LOCK - BLK
14	5103672	4	PAD, CONTROL SYSTEM
15	5410268	2	PLATE, CONTROL SYSTEM ARM - HT
16	5103718	2	PIVOT, CONTROL SYSTEM, S125XT
17	5025011X12	2	BOLT, 5/16-18 X 1-1/2" GD5 YZ -(S/N: 2017612394 & Below)
18	5025044	2	NUT, 7/16-14 HEX TOP LOCK -(S/N: 2017612394 & Below)
19	-----	2	REPLACE WITH COMPONENTS IN S/N: 2017612395 & ABOVE RANGE -(S/N: 2017612394 & Below)
20	5025392	6	NUT, 5/16-18 HEX NYLOCK FLANGE NUT
21	5103759	2	ROD, HYDRO LINKAGE, 7.75, CZ
22	5103760	2	ROD, CONTROL SYSTEM, IS700, CZ
23	5025146X12	2	BOLT, 3/8-16 X 1-1/2, CARRIAGE, GD5, CZ
24	5025394	6	NUT, 3/8 - 16 HEX NYLOCK FLANGE
25	5103704	2	PAD, .77 X 3.50 X .25, POLYURETHANE
26	5025440	4	WASHER, 1/2" GD9 YZ
27	5103705	2	SPACER, .39 X .75 X .69, PM, CZ
28	80003522	2	HHCS, 3/8-16 X 2.00, GR5, ZINC/CLEAR
29	5025011X10	10	BOLT, 5/16-18 X 1-1/4" GD5 YZ
30	5025011X20	2	BOLT, 5/16-18 X 2-1/2" GD5 YZ
31	5025033	6	NUT, Hex, 5/16-24
32	5025013X6	2	BOLT, 3/8-16 X 3/4" GD5 CZ
33	5025292	2	WASHER, 5/16 GRADE 9, FLAT
34	5103767	2	SPACER, .33 X .63 X .36, PM, CZ -(S/N: 2017612394 & Below)
35	5025165	2	WASHER, 3/8" Fender
36	5025045	2	NUT, Hex, Nylon Lock, 5/16-24
37	5105030	2	CONTROL ARM, ZT3400 -(S/N: 2017612395 & Above)
38	-----	0	TRANSAXLE CONTROL ARM (PART OF TRANSAXLE)
39	5025011X10	2	BOLT, 5/16-18 X 1-1/4" GD5 YZ -(S/N: 2017612395 & Above)
40	5025155	2	WASHER, 5/16" SAE -(S/N: 2017612395 & Above)

Motion Control Group - Handles and Dampeners S/N: 4000906410 and Below

Note: Unless noted otherwise, use the standard torque specifications

Mfg. No: 5901796

5303168A



Motion Control Group - Handles and Dampeners S/N: 4000906410 and Below

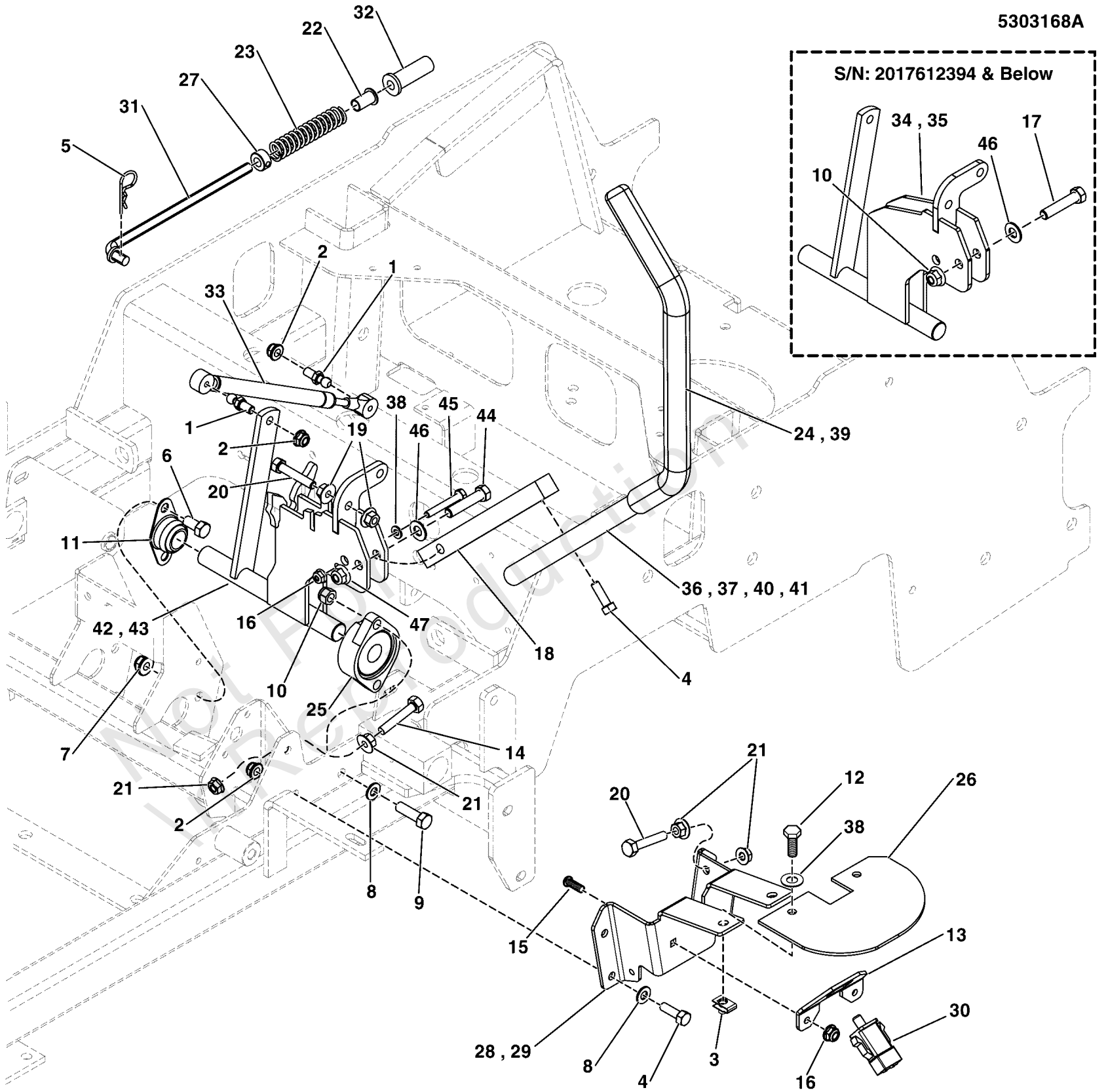
REF NO	PART NO	QTY	DESCRIPTION
1	5101307	4	10MM BALL STUD, 5/16-18 X 3/4 THDS
2	5025392	12	NUT, 5/16-18 HEX NYLOCK FLANGE NUT
3	5022665	4	BODY CLIP, 1/4-20 X 1/2" DEEP
4	80003531	4	SCREW, 5/16-18X0.750, GR5, WHIZ-LOCK, ZC
5	5025210	2	3/32 X 1-5/8 HAIR PIN CLIP
6	5025013X6	4	BOLT, 3/8-16 X 3/4" GD5 CZ
7	5025394	6	NUT, 3/8 - 16 HEX NYLOCK FLANGE
8	5025155	12	WASHER, 5/16" SAE
9	5025327	4	BOLT, Allen Head, 3/8-16 x 1-1/4
10	5025096	4	NUT, Hex, Nylon Locking, 3/8-16
11	5021098	2	BEARING, BRONZE FLANGE, 3/4"
12	5025010X6	4	BOLT, 1/4"-20 X 3/4" GD5 YZ
13	5409984A	2	BRACKET, SWITCH MOUNT - BLK -(S/N: 2017612394 & Below)
14	5025055X10	2	BOLT, 5/16-18 x 1-1/4" TFL GD 5
15	-----	4	BOLT, 1/4-20X.75,GR5,RH SH SQ NK,ZNC/CLR -(S/N: 2017612394 & Below)
16	5025391	6	NUT, 1/4-20 Hex Nylock Flange -(Qty: 4 - S/N: 2017612394 & Below)
17	5025013X14	4	BOLT, 3/8-16 X 1-3/4" GD5 CZ -(S/N: 2017612394 & Below)
18	5047004A	2	MOUNT, CONTROL ARM - BLK -(9.0" Total Length, 4 Adjustment Holes)
19	5025139	4	NUT, 5/16-18 HEX SERRATED FLANGE (LARGE)
20	5025055X14	2	BOLT, 5/16-18 X 1-3/4 TFL, GD5 YZ
21	5025127	8	NUT, 5/16-18 HEX SERRATED FLANGE (SMALL)
22	5023260	2	BUSHING, FLANGE 3/8ID X 7/8 LONG
23	5022645	2	SPRING, REVERSE RETURN
24	5022068	2	GRIP, FOAM, 3/4" ID, 16" LONG -(S/N: 2017499983 & Below)
25	5021499	2	BEARING, FLANGE
26	5410610A	2	PLATE, NEUTRAL LOCK SHIELD - IS700 - BLK
27	5010546	2	COLLAR, 3/8" Set
28	5409982A	1	PLATE, NEUTRAL LOCK, LH - BLK
29	5409983A	1	PLATE, NEUTRAL LOCK, RH - BLK -(Not illustrated)
30	-----	2	SEE ELECTRICAL GROUP -(S/N: 2017612394 & Below)
31	5100947	2	ROD, NEUTRAL RETURN, CZ
32	5104375	2	FLANGED BUSHING, 3/8IDX.63ODX.8125FL
33	5100940	2	DAMPENER, CONTROL,#(P6709/P3610)
34	5410103A	1	WELD, CONTROL SHAFT, RH - BLK -(S/N: 2017612394 & Below)(Not illustrated)
35	5410102A	1	WELD, CONTROL SHAFT, LH - BLK -(S/N: 2017612394 & Below)
36	5400637A	1	WELD, HANDLE MOTION CONTROL RH - BLK -(S/N: 2017499983 & Below)(Not illustrated)
37	5400636A	1	WELD, HANDLE MOTION CONTROL LH - BLK -(S/N: 2017499983 & Below)
38	5025154	6	WASHER, 1/4 SAE -(Qty: 4 - S/N: 2017612394 & Below)
39	5104722	2	GRIP, FOAM, 1" ID, 16" LONG -(S/N: 2017499984 & Above)
40	5414431A	1	WELD, HANDLE MOTION CNTRL, 19.0, 1.0, LH - BLK -(S/N: 2017499984 & Above)

Motion Control Group - Handles and Dampeners S/N: 4000906410 and Below

Note: Unless noted otherwise, use the standard torque specifications

Mfg. No: 5901796

5303168A



Motion Control Group - Handles and Dampeners S/N: 4000906410 and Below

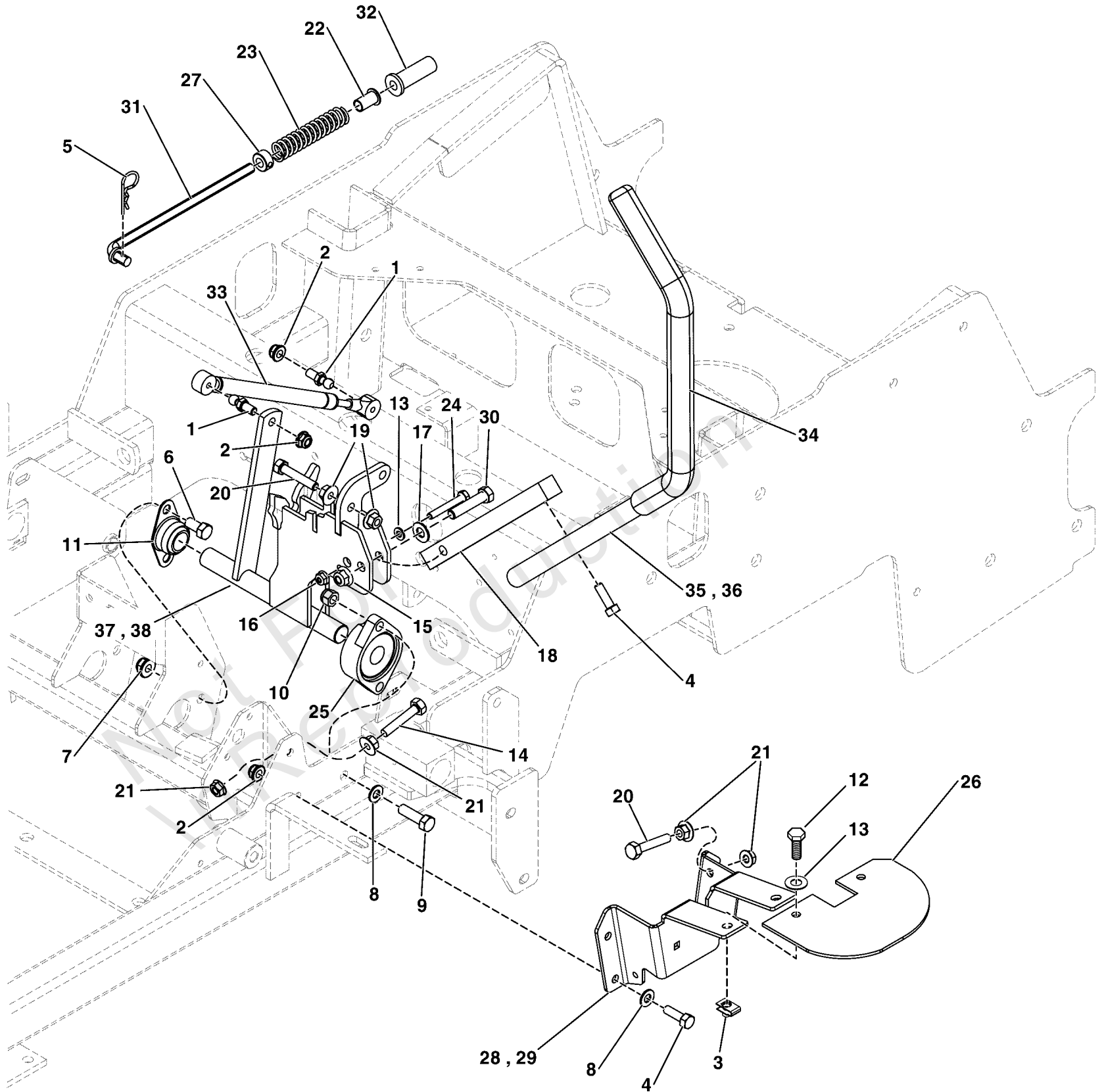
REF NO	PART NO	QTY	DESCRIPTION
41	5414432A	1	WELD, HANDLE MOTION CNTRL, 19.0, 1.0, RH - BLK -(S/N: 2017499984 & Above)(Not illustrated)
42	5416663A	1	WELD, CONTROL SHAFT, LOCKOUT, LH - BLK -(S/N: 2017612395 & Above)
43	5416664A	1	WELD, CONTROL SHAFT, LOCKOUT, RH - BLK -(S/N: 2017612395 & Above)(Not illustrated)
44	5025013X14	2	BOLT, 3/8-16 X 1-3/4" GD5 CZ -(S/N: 2017612395 & Above)
45	5025010X14	2	BOLT, 1/4 X 20 X 1-3/4 GD5 YZ -(S/N: 2017612395 & Above)
46	5025156	2	WASHER, 3/8 SAE -(Qty: 4 - S/N: 2017612394 & Below)
47	5025394	2	NUT, 3/8 - 16 HEX NYLOCK FLANGE -(Qty: 4 - S/N: 2017612395 & Above)

Not For In Reproduction

Motion Control Group - Handles and Dampeners S/N: 4000906411 and Above

Note: Unless noted otherwise, use the standard torque specifications

Mfg. No: 5901796



Motion Control Group - Handles and Dampeners S/N: 4000906411 and Above

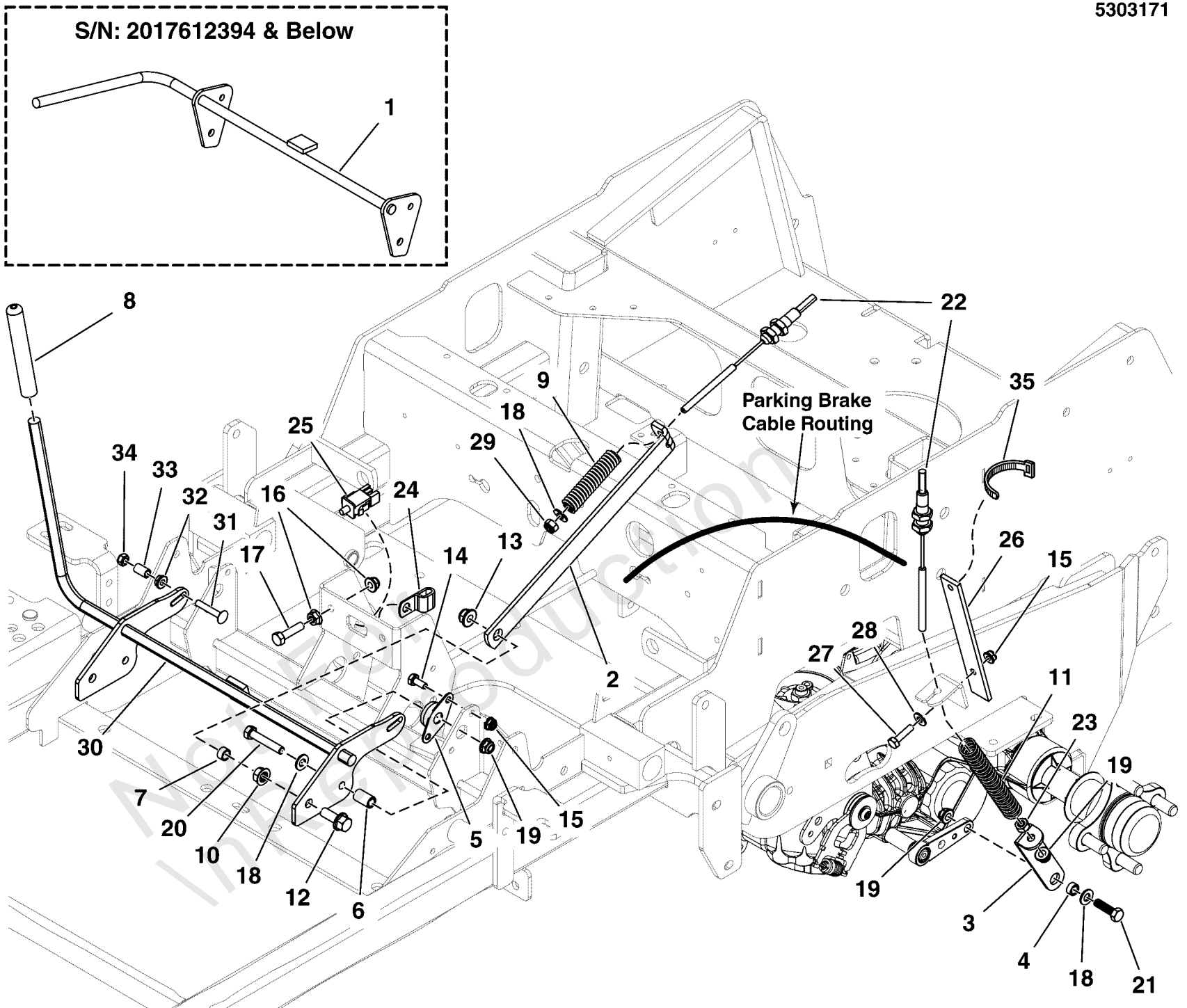
REF NO	PART NO	QTY	DESCRIPTION
1	5101307	4	10MM BALL STUD, 5/16-18 X 3/4 THDS
2	5025392	12	NUT, 5/16-18 HEX NYLOCK FLANGE NUT
3	5022665	4	BODY CLIP, 1/4-20 X 1/2" DEEP
4	80003531	4	SCREW, 5/16-18X0.750, GR5, WHIZ-LOCK, ZC
5	5025210	2	3/32 X 1-5/8 HAIR PIN CLIP
6	5025013X6	4	BOLT, 3/8-16 X 3/4" GD5 CZ
7	5025394	6	NUT, 3/8 - 16 HEX NYLOCK FLANGE
8	5025155	12	WASHER, 5/16" SAE
9	5025327	4	BOLT, Allen Head, 3/8-16 x 1-1/4
10	5025096	4	NUT, Hex, Nylon Locking, 3/8-16
11	5021098	2	BEARING, BRONZE FLANGE, 3/4"
12	5025010X6	4	BOLT, 1/4"-20 X 3/4" GD5 YZ
13	5025154	6	WASHER, 1/4 SAE
14	5025055X10	2	BOLT, 5/16-18 x 1-1/4" TFL GD 5
15	5025394	2	NUT, 3/8 - 16 HEX NYLOCK FLANGE
16	5025391	6	NUT, 1/4-20 Hex Nylock Flange
17	5025156	2	WASHER, 3/8 SAE
18	5103106A	2	MOUNT, CONTROL ARM - BLK
19	5025139	4	NUT, 5/16-18 HEX SERRATED FLANGE (LARGE)
20	5025055X14	2	BOLT, 5/16-18 X 1-3/4 TFL, GD5 YZ
21	5025127	8	NUT, 5/16-18 HEX SERRATED FLANGE (SMALL)
22	5023260	2	BUSHING, FLANGE 3/8ID X 7/8 LONG
23	5022645	2	SPRING, REVERSE RETURN
24	5025010X14	2	BOLT, 1/4 X 20 X 1-3/4 GD5 YZ
25	5021499	2	BEARING, FLANGE
26	5410610A	2	PLATE, NEUTRAL LOCK SHIELD - IS700 - BLK
27	5010546	2	COLLAR, 3/8" Set
28	5409982A	1	PLATE, NEUTRAL LOCK, LH - BLK
29	5409983A	1	PLATE, NEUTRAL LOCK, RH - BLK -(Not illustrated)
30	5025013X14	2	BOLT, 3/8-16 X 1-3/4" GD5 CZ
31	5100947	2	ROD, NEUTRAL RETURN, CZ
32	5104375	2	FLANGED BUSHING, 3/8IDX.63ODX.8125FL
33	5100940	2	DAMPENER, CONTROL,#(P6709/P3610)
34	5104722	2	GRIP, FOAM, 1" ID, 16" LONG
35	5414431A	1	WELD, HANDLE MOTION CNTRL, 19.0, 1.0, LH - BLK
36	5414432A	1	WELD, HANDLE MOTION CNTRL, 19.0, 1.0, RH - BLK -(Not illustrated)
37	5416663A	1	WELD, CONTROL SHAFT, LOCKOUT, LH - BLK
38	5416664A	1	WELD, CONTROL SHAFT, LOCKOUT, RH - BLK -(Not illustrated)

Parking Brake Group

Note: Unless noted otherwise, use the standard torque specifications

Mfg. No: 5901796

5303171



Parking Brake Group

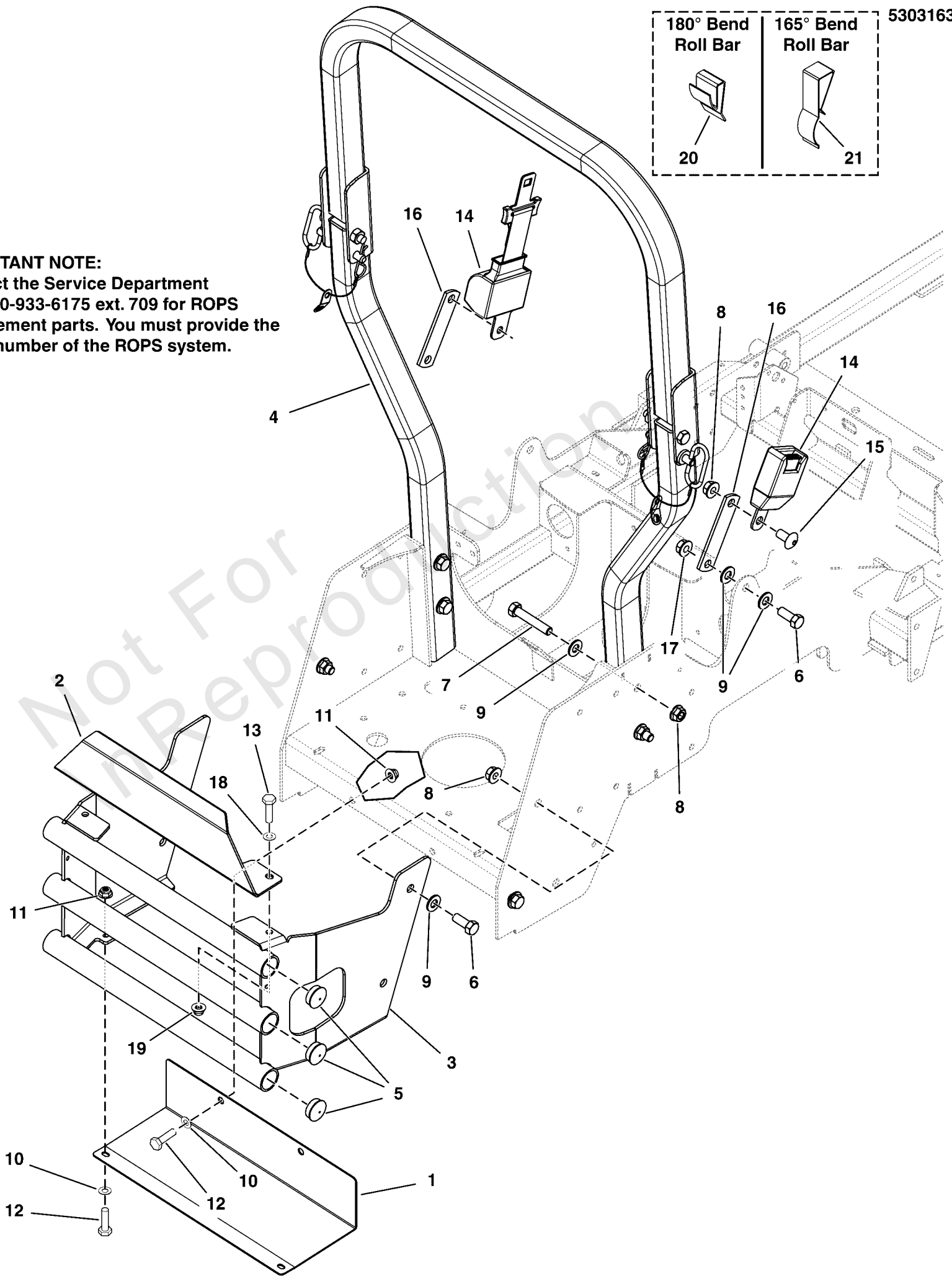
REF NO	PART NO	QTY	DESCRIPTION
1	5410216A	1	WELD, BRAKE SHAFT, IS600 - BLK
2	5410328A	2	LINK, BRAKE LOCK, IS700 - BLK
3	5410294A	2	LINK, LOWER BRAKE, IS700 - BLK
4	5102463	2	SPACER, .33 X .50 X .25, CZ
5	5101123	2	BEARING, 1/2 FLANGED, PLASTIC BALL
6	5103660	2	SPACER, .32 X .50 X .83, CZ
7	5041930	2	SPACER, .38 X .50 X .27, CZ
8	5021880	1	GRIP, FOAM, .475 X 4.35 X .095
9	5023242	2	SPRING-COMP, .496ID X 3.00LG X .112WR
10	5025128	2	NUT, 3/8-16 HEX SERRATED FLANGE
11	5021494	2	SPRING, COMPRESSION, 5-1/2
12	5025390X12	2	BOLT, 3/8-16 X 1-1/2, FLANGE, GD 5, CZ
13	5025394	2	NUT, 3/8-16 HEX NYLOCK FLANGE
14	-----	4	HHCS, 1/4-20 X 0.625, GR5, ZINC/CLEAR
15	5025391	6	NUT, 1/4-20 HEX NYLOCK FLANGE
16	5025127	2	NUT, 5/16-18 HEX SERRATED FLANGE (SMALL)
17	5025011X10	1	BOLT, 5/16-18 X 1-1/4 GD5 YZ
18	5025155	6	WASHER, 5/16" SAE
19	5025392	6	NUT, 5/16-18 HEX NYLOCK FLANGE
20	5025011X14	2	BOLT, 5/16-18 X 1-3/4 GD5 YZ
21	5025011X9	2	BOLT, 5/16-18 X 1-1/8 GD5
22	5104276	2	CABLE, PARKING BRAKE, 31" (787.9 MM)
23	5025032	2	NUT, 5/16-18 HEX
24	5025430	1	CLAMP, 5/16 DOUBLE, WIRE & TUBE -(For stowing the spanner wrench.)
25	-----	1	SEE ELECTRICAL GROUP
26	5410734A	2	BRACKET, CABLE SUPPORT - BLK
27	5025010X6	2	BOLT, 1/4-20 X 3/4 GD5 YZ
28	5025154	2	WASHER, 1/4 SAE
29	5025045	2	NUT, 5/16-24 HEX NYLOCK LOCK
30	5415910A	1	WELD, BRAKE SHAFT, 700 - BLK -(S/N: 2017612395 & Above)
31	80003564	2	BOLT, 1/4-20 X 1.500, GR5, SQ, ZINC/CLEA -(S/N: 2017612395 & Above)
32	5025126	2	NUT, 1/4-20 HEX SERR. FLANGE -(S/N: 2017612395 & Above)
33	5041483	2	SPACER, .25 X .38 X .63, CZ -(S/N: 2017612395 & Above)
34	5025095	2	NUT, 1/4-20 HEX NYLON LOCK -(S/N: 2017612395 & Above)
35	5021029	2	TIE, SELF-LOCKING, 12"

Rear Bumper and ROPS Group S/N: 4000906410 and Below

Note: Unless noted otherwise, use the standard torque specifications

Mfg. No: 5901796

IMPORTANT NOTE:
Contact the Service Department
at 1-800-933-6175 ext. 709 for ROPS
replacement parts. You must provide the
serial number of the ROPS system.



Rear Bumper and ROPS Group S/N: 4000906410 and Below

REF NO	PART NO	QTY	DESCRIPTION
1	5410485A	1	PLATE, HEAT SHIELD, IS700 - BLK
2	5410486B	1	PLATE, CARB PROTECTOR - RED
3	5410483B	1	WELD, BUMPER - IS700 - RED
4	----	1	ROPS (Call 1-800-933-6175 x708 if replacing a ROPS)
5	5023484	6	PLUG, PANEL, 1.25 - BLACK
6	5025017X10	6	BOLT, 1/2-13 X 1-1/4 GD5 CZ
7	5025017X22	4	BOLT, 1/2-13 X 2-3/4 GD5 CZ
8	5025396	10	NUT, Hex Flange, Nylock, 1/2-13
9	5025158	12	WASHER, 1/2 SAE
10	5025155	4	WASHER, 5/16" SAE
11	5025392	4	NUT, 5/16-18 HEX NYLOCK FLANGE
12	5025011X6	4	BOLT, 5/16-18 X 3/4 GD5
13	5025013X8	2	BOLT, 3/8-16 X 1" GD5 CZ
14	5100139	1	SEAT BELT, RETRACTING - ASSM
15	5100267	2	SCREW, 1/2-13 X 1.00, SHCS
16	5410295A	2	PLATE, SEAT BELT ANCHOR - BLK
17	5025056	2	NUT, 1/2-13 HEX NYLON LOCK
18	5025156	2	WASHER, 3/8 SAE
19	5025394	2	NUT, 3/8-16 HEX NYLOCK FLANGE
20	5103403X1	2	ANTI-RATTLE SPRING, FEMCO #230328972 (SV) -(180 Degree Bend Roll Bar)
21	5105140X1	2	ANTI-RATTLE SPRING, ROPS, 165 DEGREE (SV) -(165 Degree Bend Roll Bar)

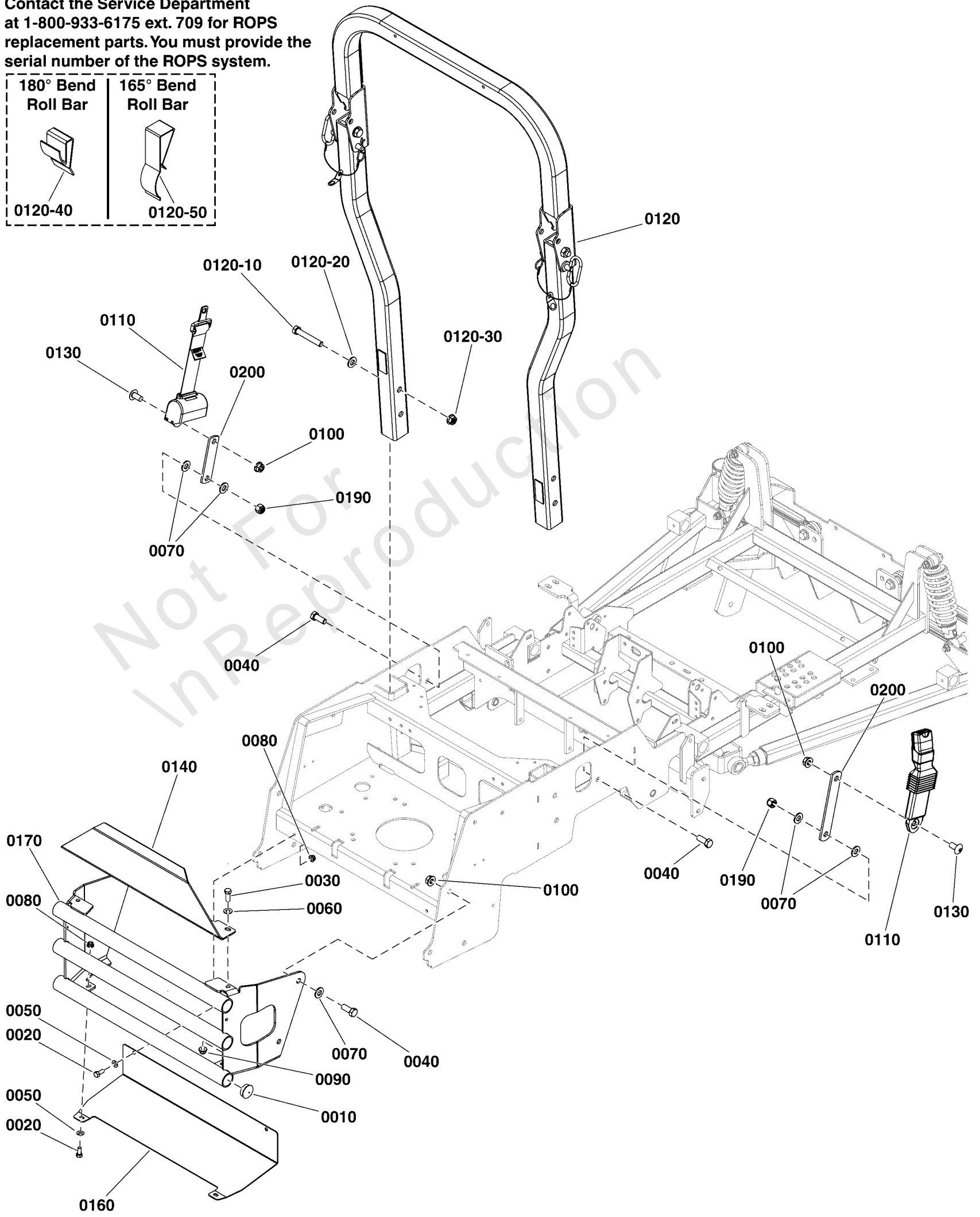
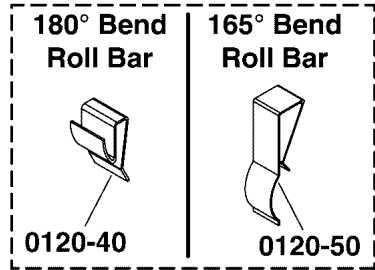
Rear Bumper and ROPS Group S/N: 4000906411 and Above

Note: Unless noted otherwise, use the standard torque specifications

Mfg. No: 5901796

IMPORTANT NOTE:

Contact the Service Department at 1-800-933-6175 ext. 709 for ROPS replacement parts. You must provide the serial number of the ROPS system.



Rear Bumper and ROPS Group S/N: 4000906411 and Above

REF NO	PART NO	QTY	DESCRIPTION
0010	5023484	6	PLUG, PANEL, 1.25 - BLACK
0020	5025011X6	4	BOLT, 5/16-18 X 3/4 GD5
0030	5025013X8	2	BOLT, 3/8-16 X 1" GD5 CZ
0040	5025017X10	6	BOLT, 1/2-13 X 1-1/4 GD5 CZ
0050	5025155	4	WASHER, 5/16" SAE
0060	5025156	2	WASHER, 3/8 SAE
0070	5025158	8	WASHER, 1/2 SAE
0080	5025392	4	NUT, 5/16-18 HEX NYLOCK FLANGE NUT
0090	5025394	2	NUT, 3/8 - 16 HEX NYLOCK FLANGE
0100	5025396	6	NUT, Hex Flange, Nylock, 1/2-13
0110	5105137	1	SEAT BELT ASSM, RETRACTOR + SUP SLEEVE
0120	-----	1	ROPS, IS700/IS2100/S125XT -(Refer to Note:*)
0120-10	5025017X22	2	BOLT, 1/2-13 X 2-3/4 GD5 CZ
0120-20	5025158	2	WASHER, 1/2 SAE
0120-30	5025396	2	NUT, Hex Flange, Nylock, 1/2-13
0120-40	5103403X1	2	ANTI-RATTLE SPRING, FEMCO #230328972 (SV) -(180 Degree Bend Roll Bar)
0120-50	5105140X1	2	ANTI-RATTLE SPRING, ROPS, 165 DEGREE (SV) -(165 Degree Bend Roll Bar)
0130	5100267	2	SCREW, 1/2 - 13 X 1.00 SCHS
0140	5410486B	1	PLATE, CARB PROTECTOR - RED
0160	5410485A	1	PLATE, HEAT SHIELD, IS700 - BLK
0170	5410483B	1	WELD, BUMPER - IS700 - RED
0190	5025056	2	NUT, Hex, Nylon Lock, 1/2-13
0200	5410295A	2	BAR, MOUNT, SEAT BELT, IS700Z - BLK

Footnotes:

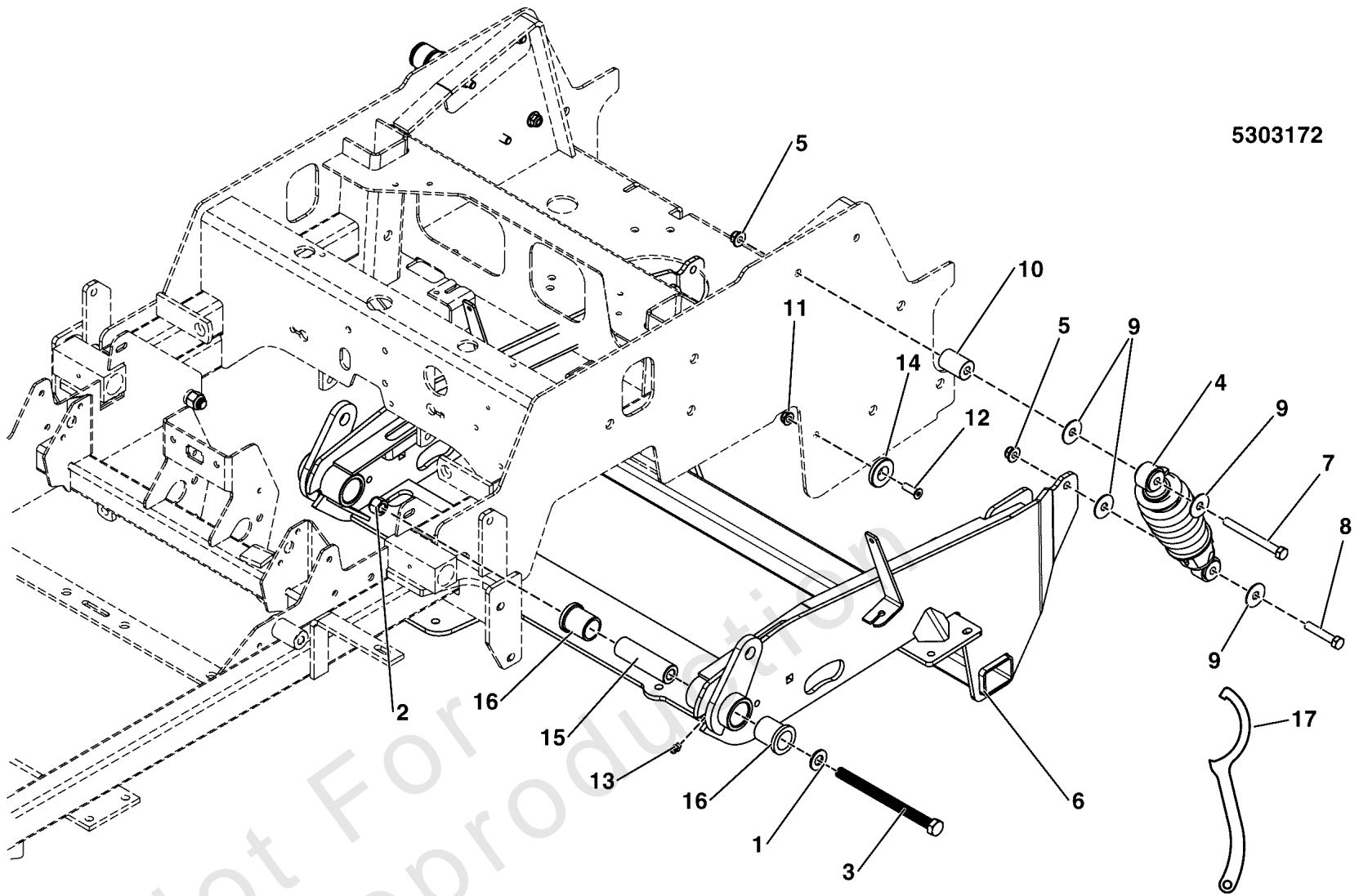
Note: *Contact the Service Department at 1-800-933-6175 for roll bar replacement parts. You must provide the serial number of the roll bar system.

Rear Suspension Group

Note: Unless noted otherwise, use the standard torque specifications

Mfg. No: 5901796

5303172



Rear Suspension Group

REF NO	PART NO	QTY	DESCRIPTION
1	5025158	2	WASHER, 1/2 SAE
2	5025056	2	NUT, Hex, Nylon Lock, 1/2-13
3	5025488X52	2	BOLT, 1/2-13 X 6-1/2" GD8 YZ
4	5023436	2	COIL - OVER SHOCK ASSEMBLY
5	5025394	4	NUT, 3/8 - 16 HEX NYLOCK FLANGE
6	5409706B	1	WELD, SUSPENSION CRADLE, IS700 - RED
7	5025013X28	2	BOLT, 3/8-16 X 3-1/2" GD5 CZ
8	5025013X16	2	BOLT, 3/8-16 X 2, GD5, CZ
9	5025165	8	WASHER, 3/8" Fender
10	5103427	2	SPACER, .39 X 1.00 X 1.25, PM, CZ
11	5025392	2	NUT, 5/16-18 HEX NYLOCK FLANGE NUT
12	5025594	2	SCREW, 5/16-18 X 1, PHILLIPS HD, BZ
13	5020095	2	GREASE FITTING, 1/4-28 Straight
14	5102701	2	SPACER, .34 X 1.54 X .25 - UHMW
15	5061339	2	SPACER, .52 X 1.00 X 3.42
16	5021541	4	BUSHING, FLANGE
17	5022853	1	WRENCH, SPANNER, 7GA - ZP

Seat Mount and Floor Group S/N: 100001882 and Below

Note: Unless noted otherwise, use the standard torque specifications

Mfg. No: 5901796

Seat (P/N 5105039) Service Parts:

0110-10 - 4" Track Assembly w/ Hardware

0110-20 - Back Assembly

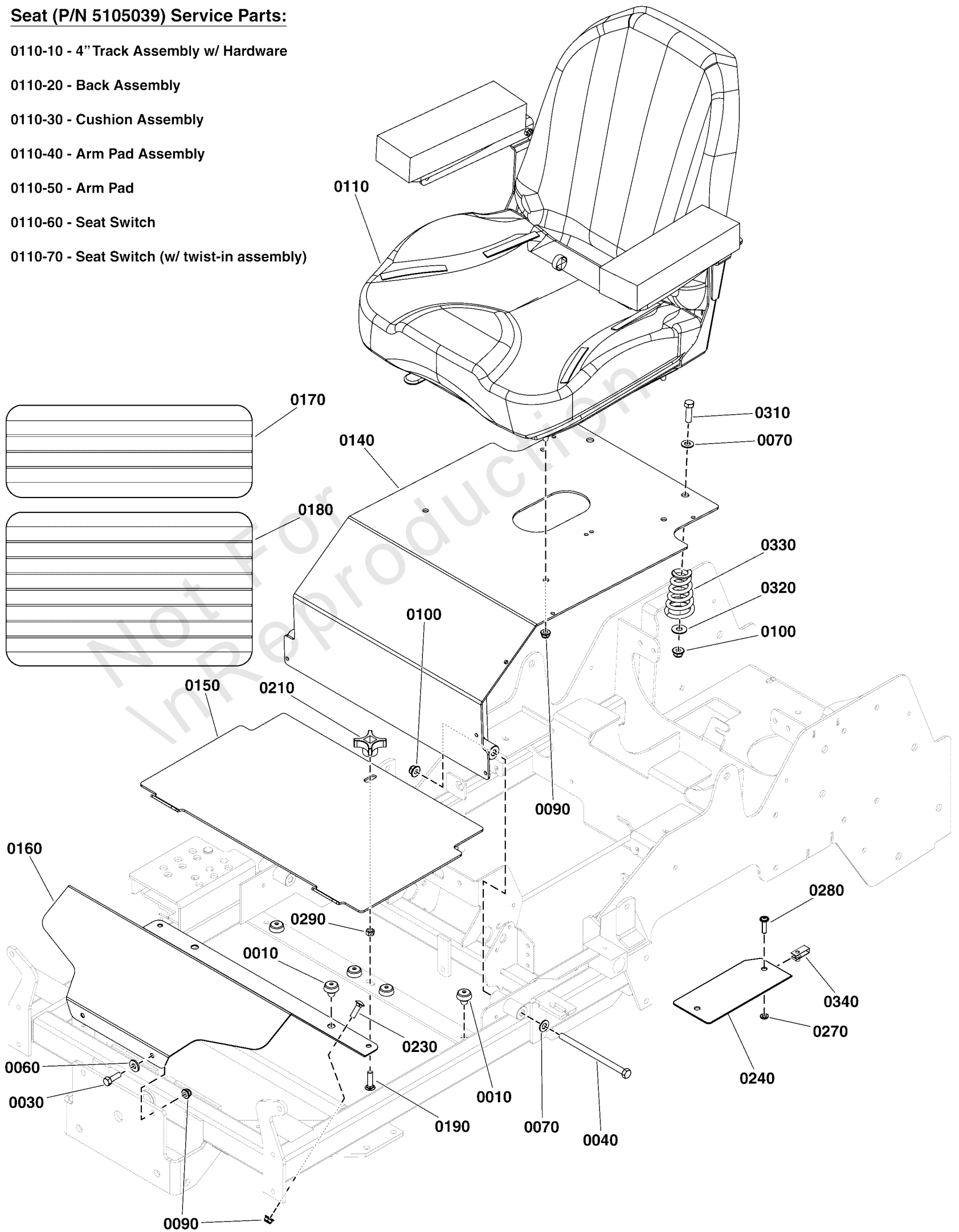
0110-30 - Cushion Assembly

0110-40 - Arm Pad Assembly

0110-50 - Arm Pad

0110-60 - Seat Switch

0110-70 - Seat Switch (w/ twist-in assembly)



Seat Mount and Floor Group S/N: 100001882 and Below

REF NO	PART NO	QTY	DESCRIPTION
0010	197546	6	MNT, VBRTN, RBBR
0030	5025011X8	2	BOLT, 5/16-18 X 1" GRD5 YZ
0040	5025013X44	2	BOLT, 3/8-16 X 5-1/2" GD5 CZ
0060	5025155	2	WASHER, 5/16" SAE
0070	5025156	4	WASHER, 3/8 SAE
0090	5025392	8	NUT, 5/16-18 HEX NYLOCK FLANGE NUT
0100	5025394	4	NUT, 3/8 - 16 HEX NYLOCK FLANGE
0110	5105039	1	SEAT, 907 WITH ARM RESTS W/ SWITCH
0110-10	5104741X1	1	4" SL TRACK SET - 9" FLAT - W/HDWR -(SV)
0110-20	5104741X3	1	BACK ASSEMBLY FOR 907 -(SV)
0110-30	5104741X4	1	CUSHION ASSEMBLY FOR 907 -(SV)
0110-40	5104681X3	1	LEFT AND RIGHT HAND ARM ASSEMBLIES, CI3 SEAT -(SV)
0110-50	5104681X4	1	ARM PAD, C13 SEAT -(SV)
0110-60	7023354	1	SWITCH, SEAT -(SV)
0110-70	5100541	1	SWITCH, NC, W/ TWIST-IN BASE -(SV)
0140	5600989	1	ASSM, SEAT PLATE W/DECAL (5416034B) -(USA Models)
0140	5601059	1	ASSM, SEAT PLATE W/DECALS, EXP (5416034B) -(Ansi-Export Models)
0150	5410296B	1	PLATE, FLOOR, REMOVABLE, S125XT - RED
0160	5410297B	1	PLATE, FLOOR, RIDGID, IS700 - RED
0170	5101374	1	SAFETY WALK, FLOOR REST, 16.00 X 6.00
0180	5101333	1	SAFETY WALK, FLOOR PLATE, S50X, 10X17.13
0190	5025145X10	1	BOLT, 5/16-18 X 1-1/4, CARRIAGE, GD5, CZ
0210	1670578	1	KNOB-INT THR .312-18 4-ARM 2.12WD 1.06LG
0230	5025145X6	2	BOLT, 5/16-18 X 3/4, CARRIAGE, GD5, CZ
0240	5417101A	1	PLATE, SEAT BELT GUARD, LH-700 - BLK
0270	5025154	2	WASHER, 1/4 SAE
0280	5025299X8	2	SCREW, 1/4-20 X 1, ALLEN BH, CZ
0290	80003675	1	NUT, 5/16-1/8, HEX, CNTR LK, ZINC PHOS/OIL
0310	5025013X10	2	BOLT, 3/8-16 X 1-1/4" GD5 CZ
0320	5025401	2	WASHER, 3/8" USS
0330	5108276	2	SPRING, SEAT, BLACK E-COAT
0340	5022665	2	BODY CLIP, 1/4-20 X 1/2" DEEP

Seat Mount and Floor Group S/N: 100001883 to 4000725435

Note: Unless noted otherwise, use the standard torque specifications

Mfg. No: 5901796

Seat (P/N 5106754) Service Parts:

0110-10 - 4" Track Assembly w/ Hardware

0110-20 - Back Assembly

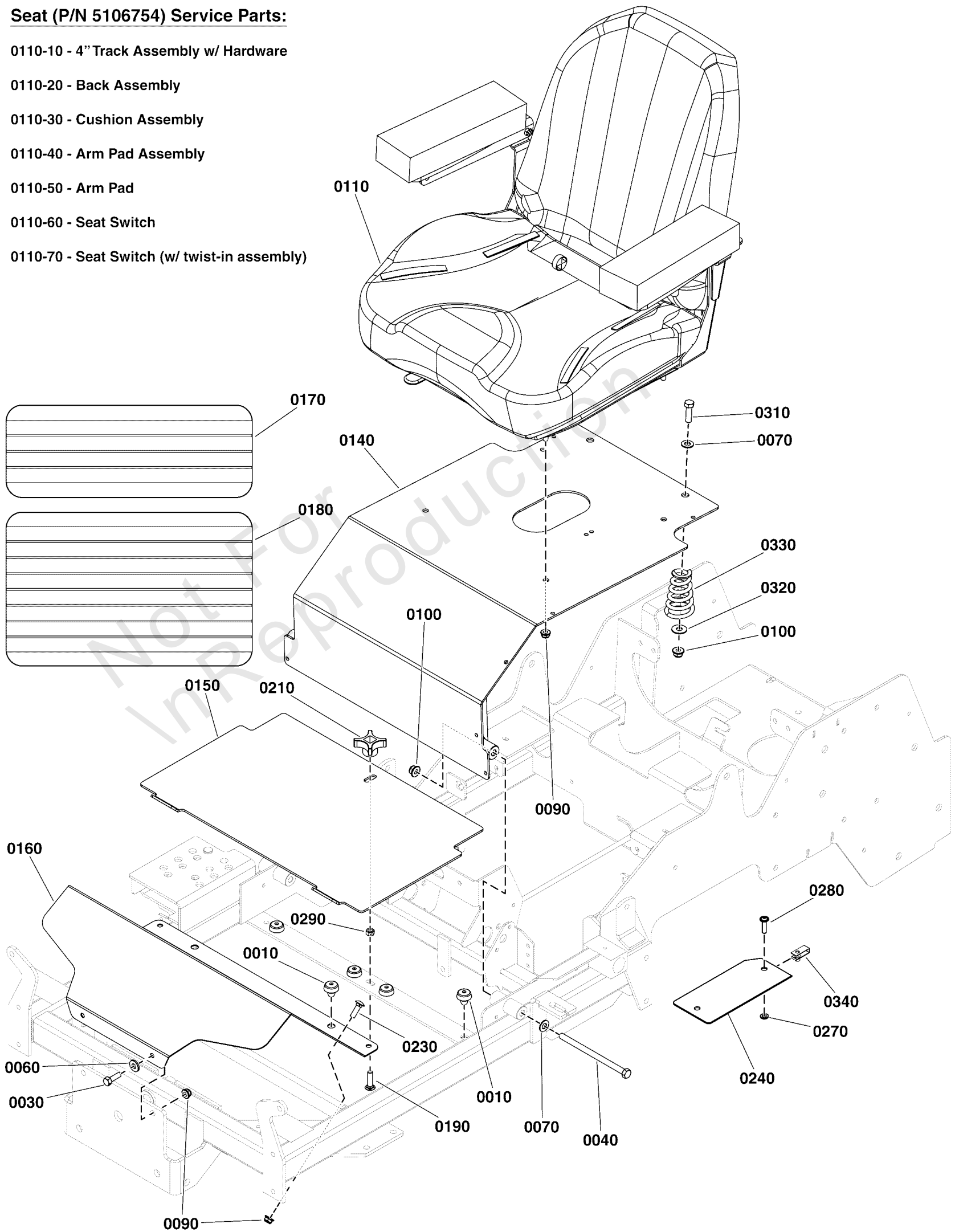
0110-30 - Cushion Assembly

0110-40 - Arm Pad Assembly

0110-50 - Arm Pad

0110-60 - Seat Switch

0110-70 - Seat Switch (w/ twist-in assembly)



Seat Mount and Floor Group S/N: 100001883 to 4000725435

REF NO	PART NO	QTY	DESCRIPTION
0010	197546	6	MNT, VBRTN, RBBR
0030	5025011X8	2	BOLT, 5/16-18 X 1" GRD5 YZ
0040	5025013X44	2	BOLT, 3/8-16 X 5-1/2" GD5 CZ
0060	5025155	2	WASHER, 5/16" SAE
0070	5025156	4	WASHER, 3/8 SAE
0090	5025392	8	NUT, 5/16-18 HEX NYLOCK FLANGE NUT
0100	5025394	4	NUT, 3/8 - 16 HEX NYLOCK FLANGE
0110	5106754	1	SEAT, 907, W/ARM REST, W/SWITCH, NO BEAD
0110-10	5104741X1	1	4" SL TRACK SET - 9" FLAT - W/HDWR -(SV)
0110-20	5106754X1	1	SEAT BACK ASSEMBLY, 186693VN1328 -(SV)
0110-30	5106754X2	1	SEAT CUSHION ASSEMBLY, 186694VN1328 -(SV)
0110-40	5104681X4	1	ARM PAD, C13 SEAT -(SV)
0110-50	5105039X1	1	KIT, ARMREST (185872VN1328) -(SV)
0110-60	7023354	1	SWITCH, SEAT -(SV)
0110-70	5100541	1	SWITCH, NC, W/ TWIST-IN BASE -(SV)
0140	5600989	1	ASSM, SEAT PLATE W/DECAL (5416034B) -(USA Models)
0140	5601059	1	ASSM, SEAT PLATE W/DECALS, EXP (5416034B) -(Ansi-Export Models)
0150	5410296B	1	PLATE, FLOOR, REMOVABLE, S125XT - RED
0160	5410297B	1	PLATE, FLOOR, RIDGID, IS700 - RED
0170	5101374	1	SAFETY WALK, FLOOR REST, 16.00 X 6.00
0180	5101333	1	SAFETY WALK, FLOOR PLATE, S50X, 10X17.13
0190	5025145X10	1	BOLT, 5/16-18 X 1-1/4, CARRIAGE, GD5, CZ
0210	1670578	1	KNOB-INT THR .312-18 4-ARM 2.12WD 1.06LG
0230	5025145X6	2	BOLT, 5/16-18 X 3/4, CARRIAGE, GD5, CZ
0240	5417101A	1	PLATE, SEAT BELT GUARD, LH-700 - BLK
0270	5025154	2	WASHER, 1/4 SAE
0280	5025299X8	2	SCREW, 1/4-20 X 1, ALLEN BH, CZ
0290	80003675	1	NUT, 5/16-1/8, HEX, CNTR LK, ZINC PHOS/OIL
0310	5025013X10	2	BOLT, 3/8-16 X 1-1/4" GD5 CZ
0320	5025401	2	WASHER, 3/8" USS
0330	5108276	2	SPRING, SEAT, BLACK E-COAT
0340	5022665	2	BODY CLIP, 1/4-20 X 1/2" DEEP

Seat Mount and Floor Group S/N: 4000725436 to 4000906410

Note: Unless noted otherwise, use the standard torque specifications

Mfg. No: 5901796

Seat (P/N 5108190) Service Parts:

0110-10 - 4" Track Assembly w/ Hardware

0110-20 - Back Assembly

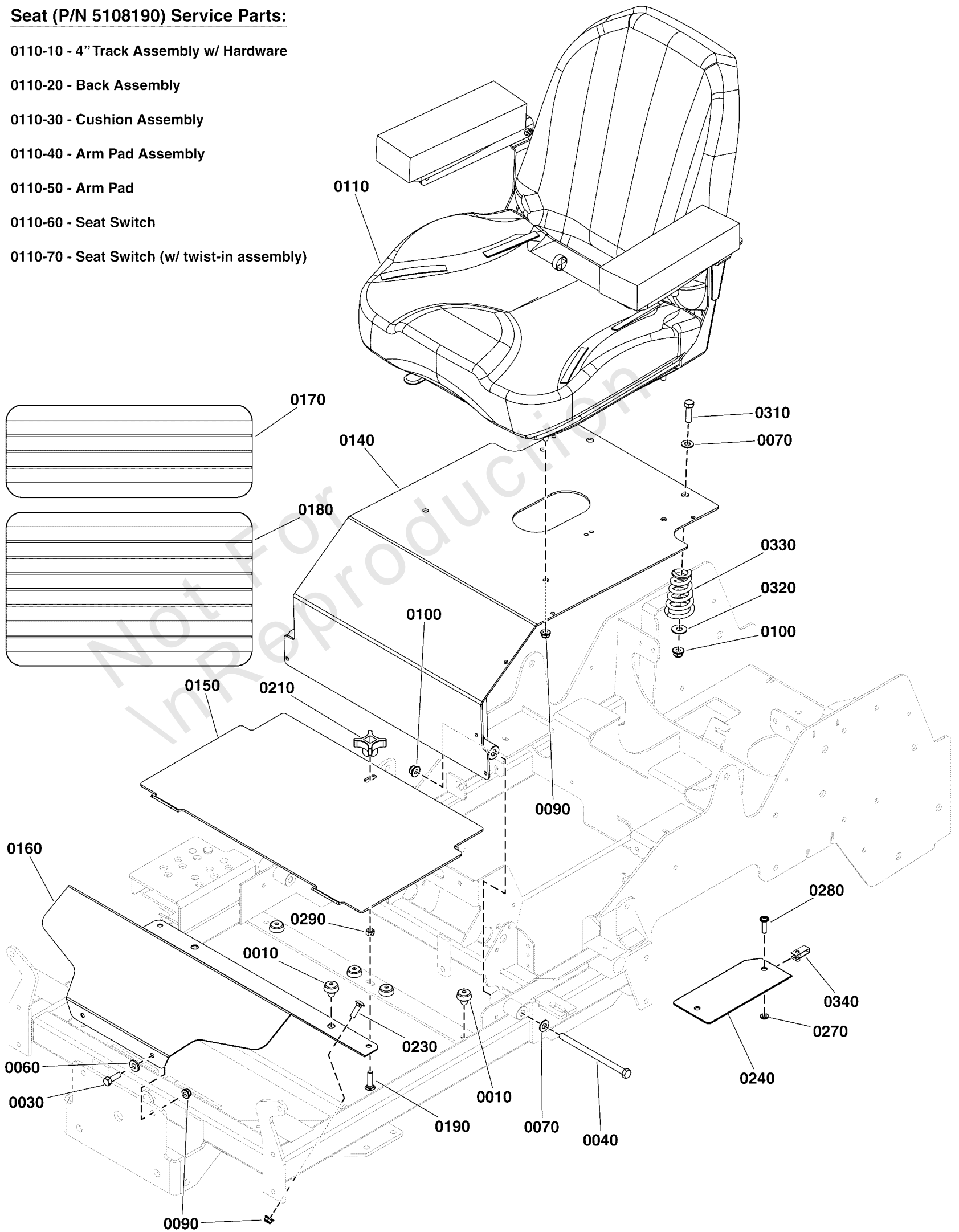
0110-30 - Cushion Assembly

0110-40 - Arm Pad Assembly

0110-50 - Arm Pad

0110-60 - Seat Switch

0110-70 - Seat Switch (w/ twist-in assembly)



Seat Mount and Floor Group S/N: 4000725436 to 4000906410

REF NO	PART NO	QTY	DESCRIPTION
0010	197546	6	MNT, VBRTN, RBBR
0030	5025011X8	2	BOLT, 5/16-18 X 1" GRD5 YZ
0040	5025013X44	2	BOLT, 3/8-16 X 5-1/2" GD5 CZ
0060	5025155	2	WASHER, 5/16" SAE
0070	5025156	4	WASHER, 3/8 SAE
0090	5025392	8	NUT, 5/16-18 HEX NYLOCK FLANGE NUT
0100	5025394	4	NUT, 3/8 - 16 HEX NYLOCK FLANGE
0110	5108190	1	SEAT, 907, W/ARM REST & SWITCH, NO BEAD
0110-10	5104741X1	1	4" SL TRACK SET - 9" FLAT - W/HDWR -(SV)
0110-20	5108190X3	1	BACK ASSEMBLY -(SV)
0110-30	5108190X4	1	CUSHION ASSEMBLY -(SV)
0110-40	5108190X1	1	ARM PAD ASSEMBLY -(SV)
0110-50	5108190X2	1	ARM BRACKET W/PAD & HARDWARE -(SV)
0110-60	7023354	1	SWITCH, SEAT -(SV)
0110-70	5100541	1	SWITCH, NC, W/ TWIST-IN BASE -(SV)
0140	5600989	1	ASSM, SEAT PLATE W/DECAL (5416034B) -(USA Models)
0140	5601059	1	ASSM, SEAT PLATE W/DECALS, EXP (5416034B) -(Ansi-Export Models)
0150	5410296B	1	PLATE, FLOOR, REMOVABLE, S125XT - RED
0160	5410297B	1	PLATE, FLOOR, RIDGID, IS700 - RED
0170	5101374	1	SAFETY WALK, FLOOR REST, 16.00 X 6.00
0180	5101333	1	SAFETY WALK, FLOOR PLATE, S50X, 10X17.13
0190	5025145X10	1	BOLT, 5/16-18 X 1-1/4, CARRIAGE, GD5, CZ
0210	1670578	1	KNOB-INT THR .312-18 4-ARM 2.12WD 1.06LG
0230	5025145X6	2	BOLT, 5/16-18 X 3/4, CARRIAGE, GD5, CZ
0240	5417101A	1	PLATE, SEAT BELT GUARD, LH-700 - BLK
0270	5025154	2	WASHER, 1/4 SAE
0280	5025299X8	2	SCREW, 1/4-20 X 1, ALLEN BH, CZ
0290	80003675	1	NUT, 5/16-1/8, HEX, CNTR LK, ZINC PHOS/OIL
0310	5025013X10	2	BOLT, 3/8-16 X 1-1/4" GD5 CZ
0320	5025401	2	WASHER, 3/8" USS
0330	5108276	2	SPRING, SEAT, BLACK E-COAT
0340	5022665	2	BODY CLIP, 1/4-20 X 1/2" DEEP

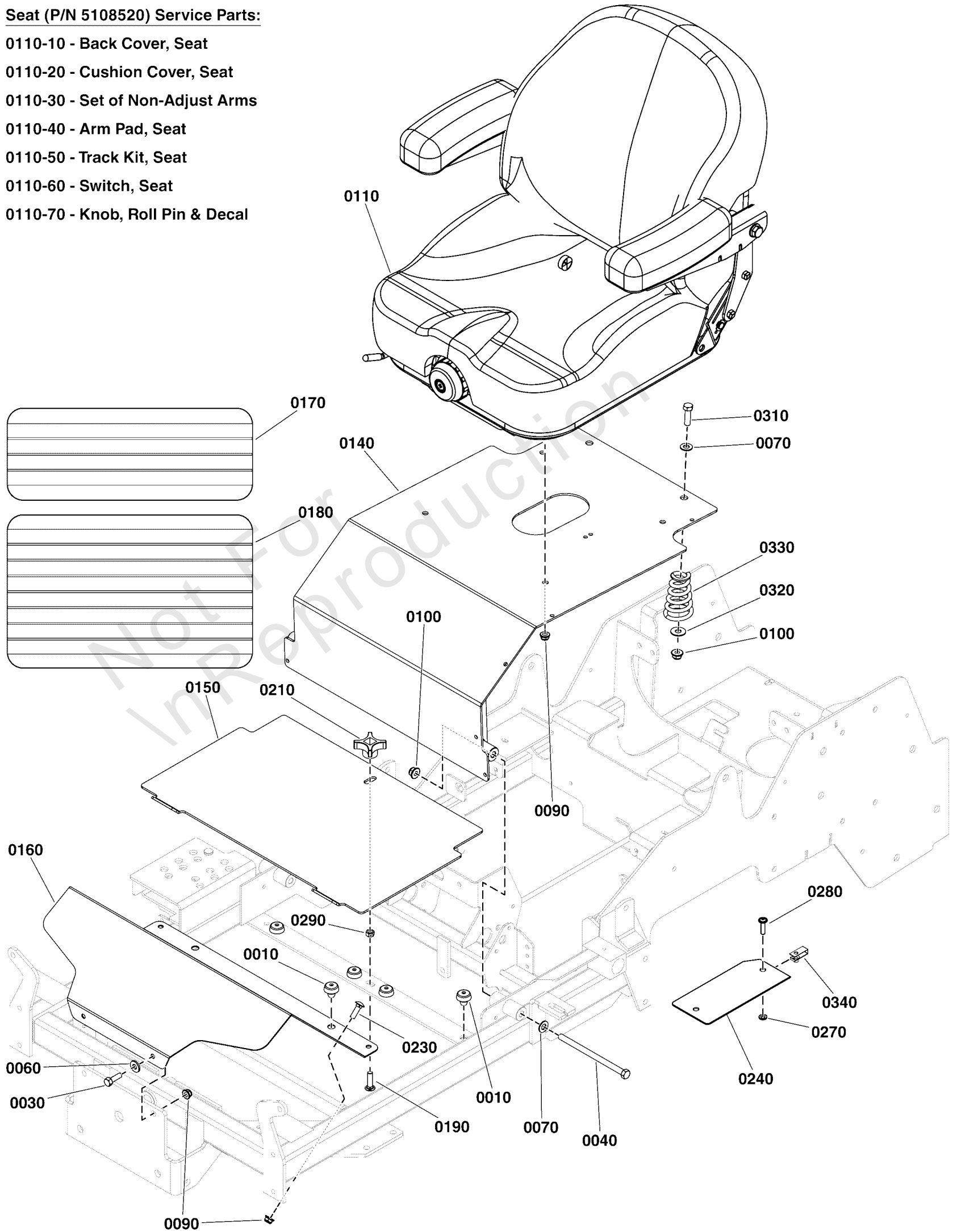
Seat Mount and Floor Group S/N: 4000906411 and Above

Note: Unless noted otherwise, use the standard torque specifications

Mfg. No: 5901796

Seat (P/N 5108520) Service Parts:

- 0110-10 - Back Cover, Seat
- 0110-20 - Cushion Cover, Seat
- 0110-30 - Set of Non-Adjust Arms
- 0110-40 - Arm Pad, Seat
- 0110-50 - Track Kit, Seat
- 0110-60 - Switch, Seat
- 0110-70 - Knob, Roll Pin & Decal



Seat Mount and Floor Group S/N: 4000906411 and Above

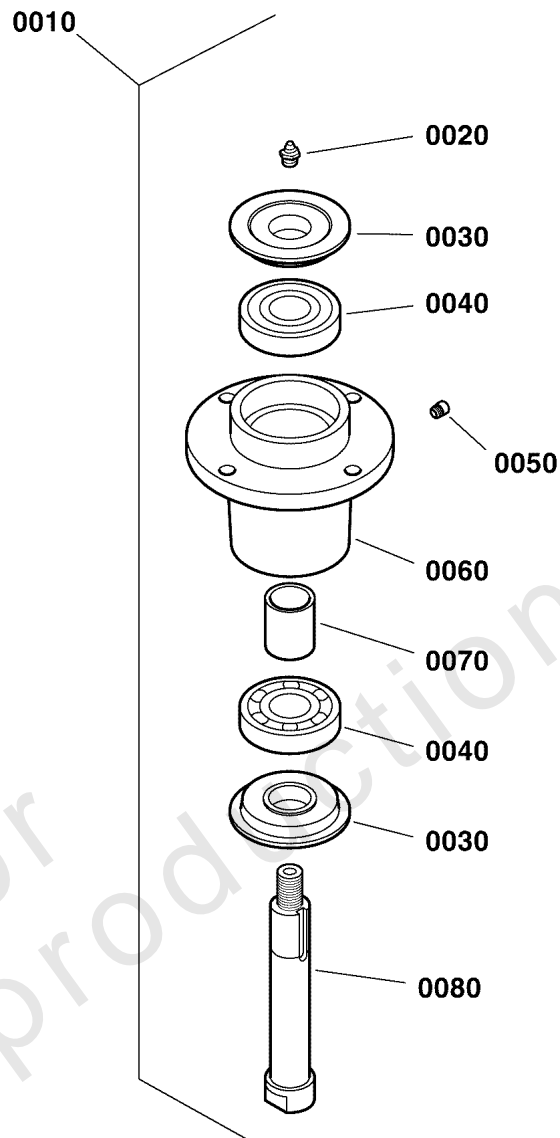
REF NO	PART NO	QTY	DESCRIPTION
0010	197546	6	MNT, VBRTN, RBBR
0030	5025011X8	2	BOLT, 5/16-18 X 1" GRD5 YZ
0040	5025013X44	2	BOLT, 3/8-16 X 5-1/2" GD5 CZ
0060	5025155	2	WASHER, 5/16" SAE
0070	5025156	4	WASHER, 3/8 SAE
0090	5025392	8	NUT, 5/16-18 HEX NYLOCK FLANGE NUT
0100	5025394	4	NUT, 3/8 - 16 HEX NYLOCK FLANGE
0110	5108520	1	SEAT, 1110 SUSPENSION, SEAT SWITCH
0110-10	5108520X2	1	BACK COVER, SEAT -(SV)
0110-20	5108520X3	1	CUSHION COVER, SEAT -(SV)
0110-30	5108520X5	1	SET OF NON-ADJUST ARMS -(SV)
0110-40	5106325X3	1	SET OF ARM PADS -(SV)
0110-50	5108520X1	1	TRACK KIT, SEAT -(SV)
0110-60	7023354	1	SWITCH, SEAT -(SV)
0110-70	5108520X4	1	KNOB, ROLL PIN AND DECAL -(SV)
0140	5600989	1	ASSM, SEAT PLATE W/DECAL (5416034B) -(USA Models)
0140	5601059	1	ASSM, SEAT PLATE W/DECALS, EXP (5416034B) -(Ansi-Export Models)
0150	5410296B	1	PLATE, FLOOR, REMOVABLE, S125XT - RED
0160	5410297B	1	PLATE, FLOOR, RIDGID, IS700 - RED
0170	5101374	1	SAFETY WALK, FLOOR REST, 16.00 X 6.00
0180	5101333	1	SAFETY WALK, FLOOR PLATE, S50X, 10X17.13
0190	5025145X10	1	BOLT, 5/16-18 X 1-1/4, CARRIAGE, GD5, CZ
0210	1670578	1	KNOB-INT THR .312-18 4-ARM 2.12WD 1.06LG
0230	5025145X6	2	BOLT, 5/16-18 X 3/4, CARRIAGE, GD5, CZ
0240	5417101A	1	PLATE, SEAT BELT GUARD, LH-700 - BLK
0270	5025154	2	WASHER, 1/4 SAE
0280	5025299X8	2	SCREW, 1/4-20 X 1, ALLEN BH, CZ
0290	80003675	1	NUT, 5/16-1/8, HEX, CNTR LK, ZINC PHOS/OIL
0310	5025013X10	2	BOLT, 3/8-16 X 1-1/4" GD5 CZ
0320	5025401	2	WASHER, 3/8" USS
0330	5108276	2	SPRING, SEAT, BLACK E-COAT
0340	5022665	2	BODY CLIP, 1/4-20 X 1/2" DEEP

Spindle SERVICE PARTS - 5061095

Note: Unless noted otherwise, use the standard torque specifications

Mfg. No: 5901796

5061095



Spindle SERVICE PARTS - 5061095

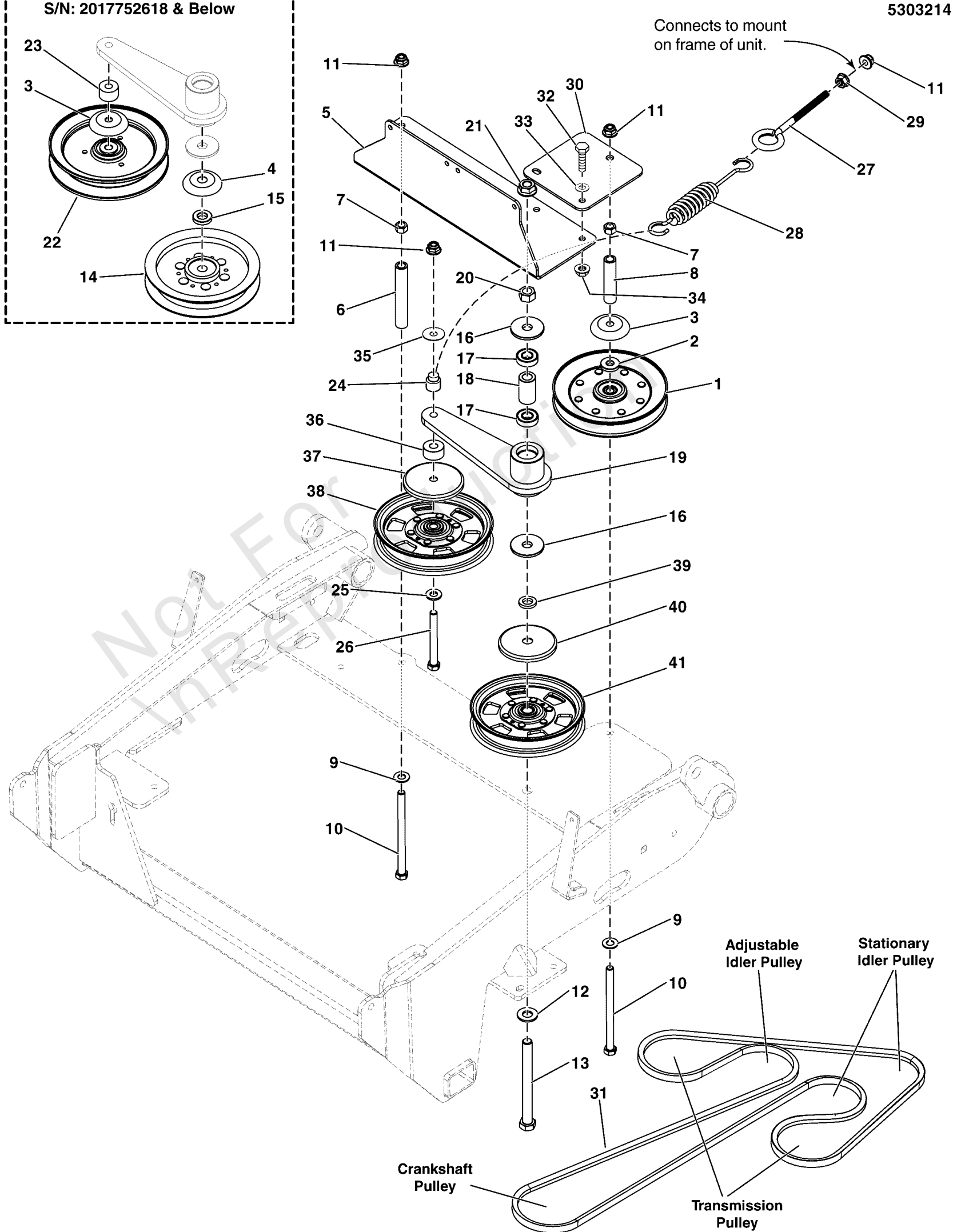
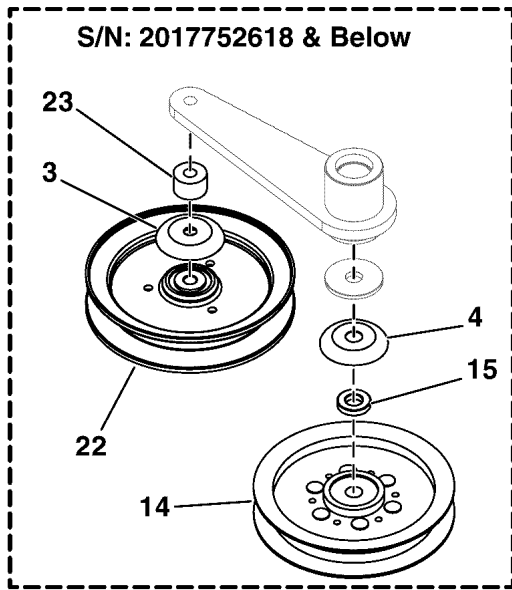
REF NO	PART NO	QTY	DESCRIPTION
0010	5061095	1	SPINDLE, ASSM, ALUMINUM - 5.25 -(Nut and Washer Sold Separately) (Includes items #0020 - 0080)
0020	5023329	1	FITTING, 1/8 NPT STR, SHORT
0030	5049793	2	TRASH SHIELD
0040	5023330	2	BEARING, .98 X 2.44 X .67
0050	5023296	1	FITTING, RELIEF, 1-5 PSI
0060	5061097	1	HOUSING, SPINDLE
0070	5061099	1	SPACER, 1.00 X 1.25 X 1.75
0080	5061098	1	SPINDLE SHAFT

Not For InReproduction

Transaxle Drive Group

Note: Unless noted otherwise, use the standard torque specifications

Mfg. No: 5901796



Transaxle Drive Group

REF NO	PART NO	QTY	DESCRIPTION
1	5103792	1	PULLEY, IDLER-V, 5.83OB, .381ID, .94W
2	5101965	1	SPACER, .390 X 1.00 X .188, CZ
3	5103787	1	SHIELD, BEARING PULLEY, 3/8ID -(Qty: 2 - S/N: 2017752618 & Below)
4	5101103	1	SHIELD, PULLEY BEARING -(S/N: 2017752618 & Below)
5	5410310A	1	PLATE, RESERVOIR MOUNT - BLK
6	5103763	1	SPACER, .39 X .63 X 4.06, CZ
7	5025034	2	NUT, 3/8-16 HEX
8	5103765	1	SPACER, .39 X .63 X 2.81, CZ
9	5025156	2	WASHER, 3/8 SAE
10	5025013X44	2	BOLT, 3/8-16 X 5-1/2" GD5 CZ
11	5025394	4	NUT, 3/8-16 HEX NYLOCK FLANGE
12	5025158	1	WASHER, 1/2 SAE
13	5025017X44	1	BOLT, 1/2-13 X 5-1/2 GD5 YZ
14	5103764	1	PULLEY, IDLER 5"OD .500ID, .75W STL -(S/N: 2017752618 & Below)
15	5100520	1	SPACER, .52 X 1.00 X .22, CZ -(S/N: 2017752618 & Below)
16	5103262	2	SPACER, IDLER ARM, 1/2"
17	7078243	2	BEARING, BALL, AXLE
18	5103812	1	SPACER, .52 X .84 X 1.53, PM
19	5412787A	1	WELD, ARM, PUMP DRIVE IDLER, 6.38 - BLK
20	5025038	1	NUT, 1/2-13 HEX, YZ
21	5025396	1	NUT, Hex Flange, Nylock, 1/2-13
22	5103789	1	PULLEY, C-SEC, V-IDLER, 6.25"ODX3/8ID -(S/N: 2017752618 & Below)
23	5100334	1	SPACER, .39 X 1.00 X .63, CZ -(S/N: 2017752618 & Below)
24	5020923	1	SPACER, SHOULDER
25	5025293	1	WASHER, 3/8 GD.9 FLAT
26	5025013X28	1	BOLT, 3/8-16 X 3-1/2" GD5 CZ
27	5021812	1	EYE BOLT, 3/8-16 X 6, 3.0 THREAD
28	5100632	1	SPRING-EXT, 1.25OD X 9.3LG X .142WR, BLK -(coil-to-coil spring measurement: 5")
29	5025128	1	NUT, 3/8-16 HEX SERRATED FLANGE
30	5410589A	1	PLATE, PULLEY SUPPORT - BLK
31	5103653	1	BELT, A-SEC, 114.3"EL, ARAMID, WRPD
32	5025011X6	2	BOLT, 5/16-18 X 3/4 GD5
33	5025155	2	WASHER, 5/16" SAE
34	5025392	2	NUT, 5/16-18 HEX NYLOCK FLANGE
35	5025165	1	WASHER-3/8 FENDER
36	5046860	1	SPACER, .39 X 1.00 X .50, PM, CZ -(S/N: 2017752619 & Above)
37	5105146	1	SHIELD, BEARING, 3/8ID X 2-7/8OD, CZ -(S/N: 2017752619 & Above)
38	5105098	1	PULLEY, FLT IDLER, 5.0 X .75 X .38, CZ -(S/N: 2017752619 & Above)
39	5104239	1	SPACER, .52 X .88 X .14, BZ -(S/N: 2017752619 & Above)
40	5105145	1	SHIELD, BEARING, 1/2ID X 2-7/8 OD, CZ -(S/N: 2017752619 & Above)
41	5105101	1	PULLEY, FLT IDLER, 5.0 X .75 X .50SH, CZ -(S/N: 2017752619 & Above)

Transaxle SERVICE Parts - Hydro-Gear ZT3200 (5106643_5106642)

Note: Unless noted otherwise, use the standard torque specifications

Mfg. No: 5901796

Service Parts Schematic for Hydro-Gear® Transaxles: ZJ-KYEF-8T7C-1GRX (5106642) ZJ-GYEF-8T7B-1GRX (5106643)

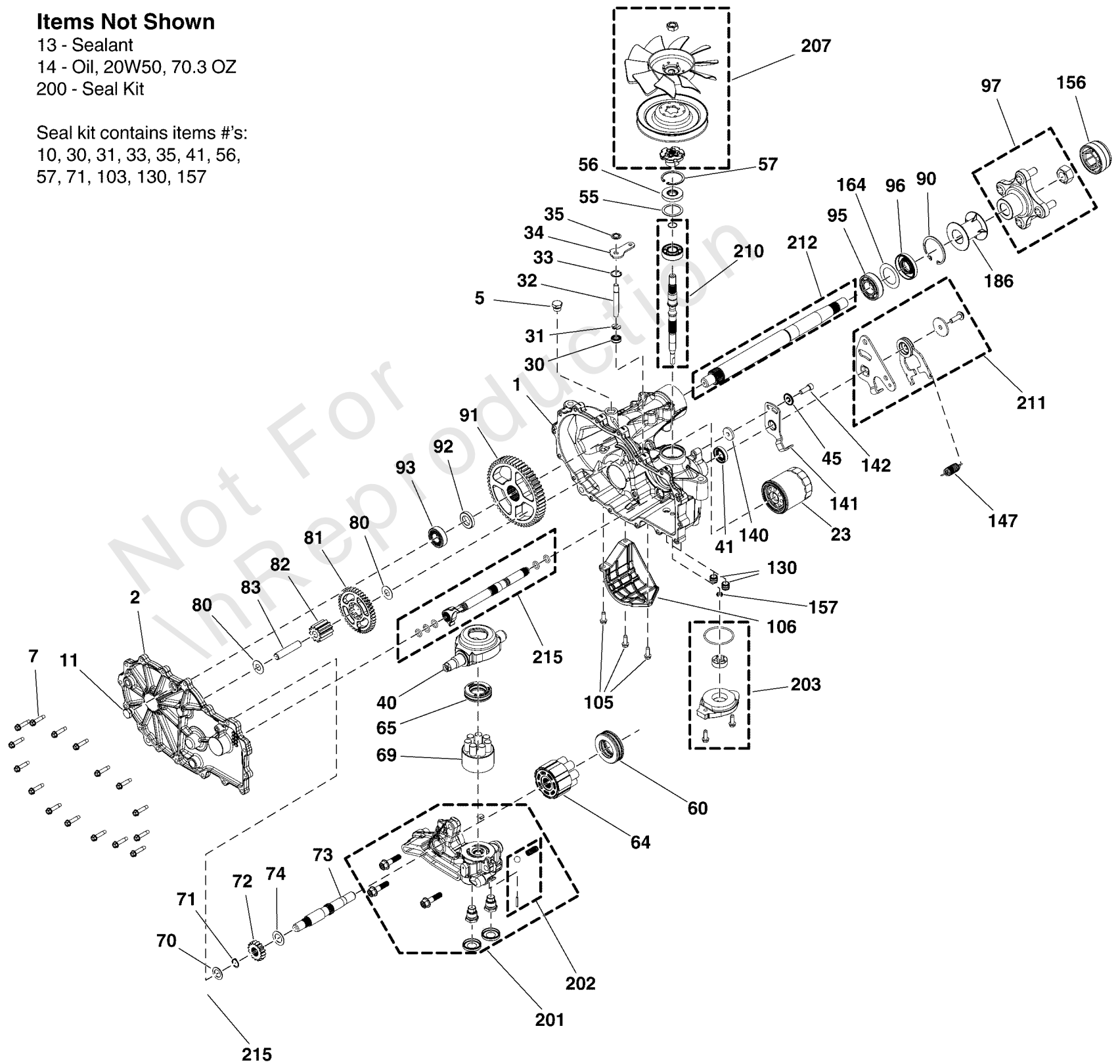
For components not listed see your authorized
Hydro-Gear® service provider.

Items Not Shown

- 13 - Sealant
- 14 - Oil, 20W50, 70.3 OZ
- 200 - Seal Kit

Seal kit contains items #'s:

- 10, 30, 31, 33, 35, 41, 56,
- 57, 71, 103, 130, 157



Transaxle SERVICE Parts - Hydro-Gear ZT3200 (5106643_5106642)

REF NO	PART NO	QTY	DESCRIPTION
1	----	1	KIT, MAIN HOUSING, LH, CHRG, CNTL
2	----	1	KIT, SIDE COVER, LH
5	----	1	PLUG EXTERNAL HEX VENT 9/16-18
7	----	16	SCREW, HEX WASHER
11	----	1	PLUG EXTERNAL HEX VENT 9/16-18
13	----	1	TUBE, SEALANT
23	5101026X1	1	FILTER, OIL,
30	5104471X1	1	SEAL, .375 X .750 X .25 LIP, H/G 51626
31	----	1	BYPASS RETAINING RING 1
32	----	1	ROD, BYPASS .375 X 2.88
33	----	1	BYPASS RETAINING RING 2
34	----	1	ARM, BYPASS
35	----	1	RING, RETAINING .375 EXTERNAL
40	----	1	SWASHPLATE, TRUNNION
41	5101026X2	1	SEAL, CONTROL ARM, 18X32X7, #51140
45	----	1	WASHER, .34X.88X.06
55	1730272	1	SPACER (50951)
56	5101026X3	1	SEAL, LIP, 17 X 40 X 7
57	5101026X4	1	RING, RET 2.06 INT,
60	----	1	BEARING, THRUST 35 x 62 x 18
64	----	1	KIT, 16cc CYLINDER BLOCK ASSEMBLY
65	----	1	BEARING, THRUST 30 x 52 x 13
69	----	1	KIT, BLOCK 7 PISTON
70	----	1	WASHER, .63 X 1.00 X .05 FLAT
71	1706130	1	RING-SNAP (44145)
72	----	1	GEAR, 16T (STEEL)
73	----	1	SHAFT, MOTOR
74	----	1	WASHER, .71 X 1.16 X .04 FLAT
80	----	2	WASHER, .51 X 1.00 X .03 FLAT
81	----	1	GEAR, 43T
82	----	1	GEAR, 11T (STEEL)
83	----	1	PIN, JACKSHAFT
90	5101026X17	1	RING, RETAINING 2.25 INTERNAL (50859)
91	----	1	GEAR, 54T
92	----	1	SPACER, .750 X 1.320 X .257
93	5101026X18	1	KIT, BEARING (72749)
95	5101026X5	1	BEARING BALL, 1.0 X 52 X 15 OPEN 6205M
96	5103589X1	1	KIT, SEAL, AXLE - HG# 53699
97	5103589X8	1	ASSM, HUB
105	----	3	SCREW, HEX WASHER 1/4-20 X .75
106	----	1	GUARD, FILTER, LH
130	----	2	TUBE, CHARGE TRIPLE O-RING
140	----	1	SPACER, .320X1.005X.179
141	----	1	ARM, NEUTRAL, LH
142	----	1	SHCS, 5/16-24 X .875 (PATCH)
147	1735483	1	SPRING, Extension (Used on Hydro-Gear P/N ZC-AHBB-2A7B-1DPX and ZC-AHBB-2A7B-1DPX)
156	5103589X7	1	AXLE CAP,
157	----	1	KIT, GEROTOR SEAL
164	----	1	WASHER, 1.355 x 2.035 x .021 FLAT
186	5103589X9	1	DEBRIS GUARD HG #53496

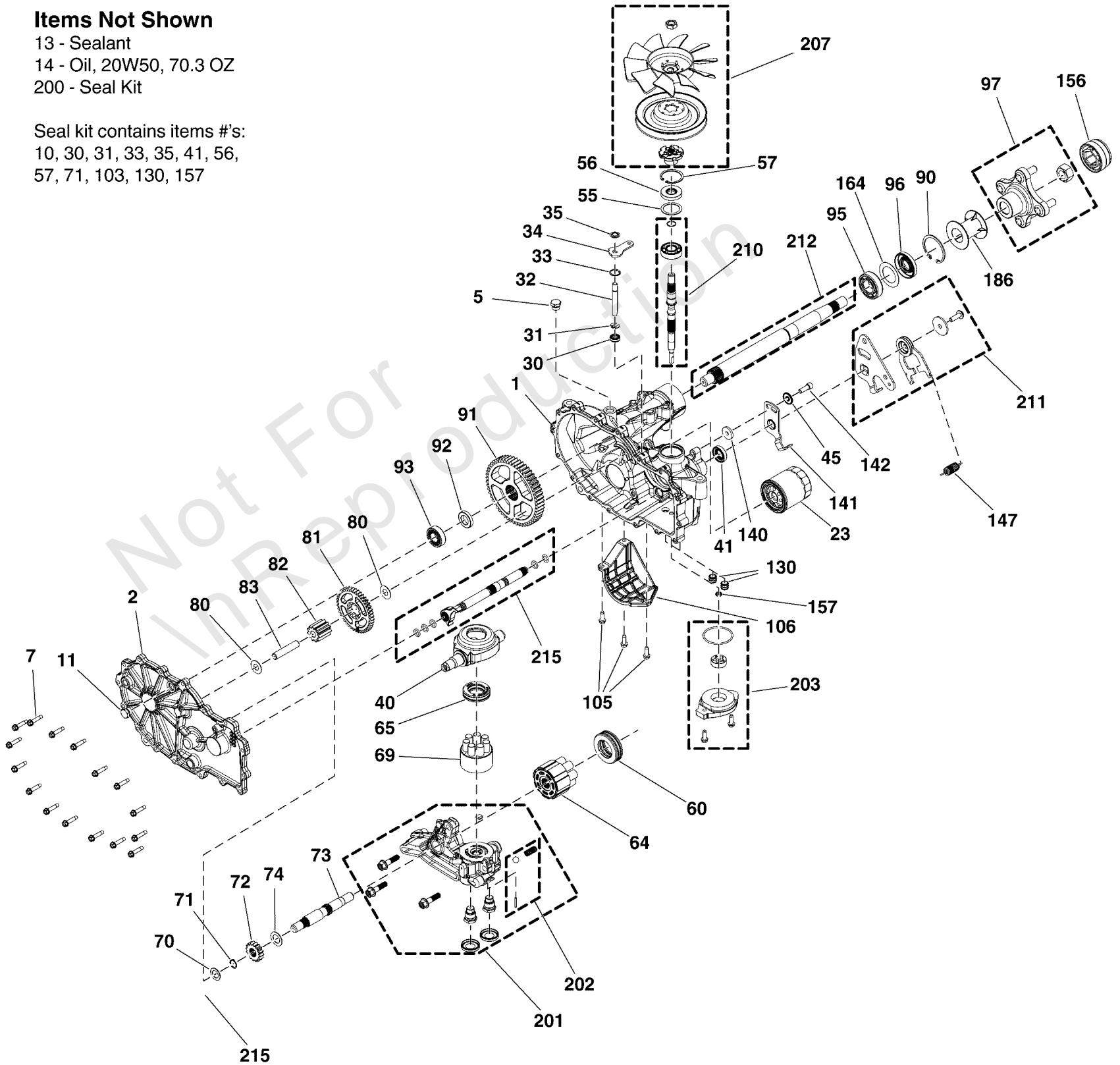
**Service Parts Schematic for Hydro-Gear® Transaxles:
ZJ-KYEF-8T7C-1GRX (5106642)
ZJ-GYEF-8T7B-1GRX (5106643)**

For components not listed see your authorized Hydro-Gear® service provider.

Items Not Shown

- 13 - Sealant
- 14 - Oil, 20W50, 70.3 OZ
- 200 - Seal Kit

Seal kit contains items #'s:
10, 30, 31, 33, 35, 41, 56,
57, 71, 103, 130, 157



Transaxle SERVICE Parts - Hydro-Gear ZT3200 (5106643_5106642)

REF NO	PART NO	QTY	DESCRIPTION
200	5101026X8	1	KIT SEAL
201	-----	1	KIT, CENTER SECTION, LH CHARGE
202	-----	1	KIT, CHARGE RELIEF
203	-----	1	KIT, CHARGE
207	-----	1	KIT, FAN/ PULLEY
210	5101026X9	1	KIT, INPUT SHAFT
211	1735490	1	KIT, L.H. Control Arm
212	-----	1	SHAFT, AXLE
215	5104581X2	1	SEAL KIT BRAKE SHAFT ZT3400 RH 72754 NET

Not For In Reproduction

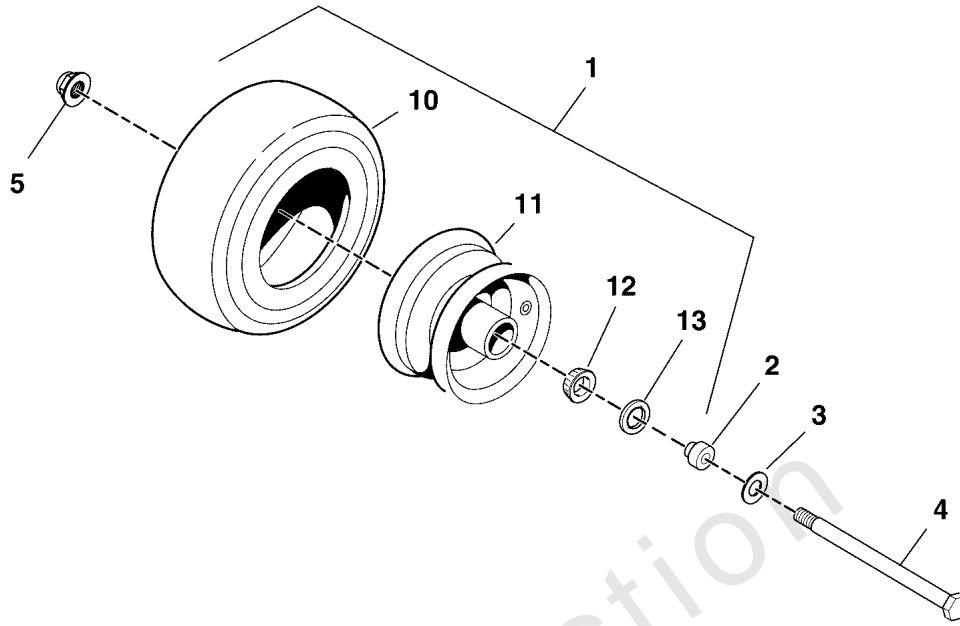
Wheel and Tire Group S/N: 4000771923 and Below

Note: Unless noted otherwise, use the standard torque specifications

Mfg. No: 5901796

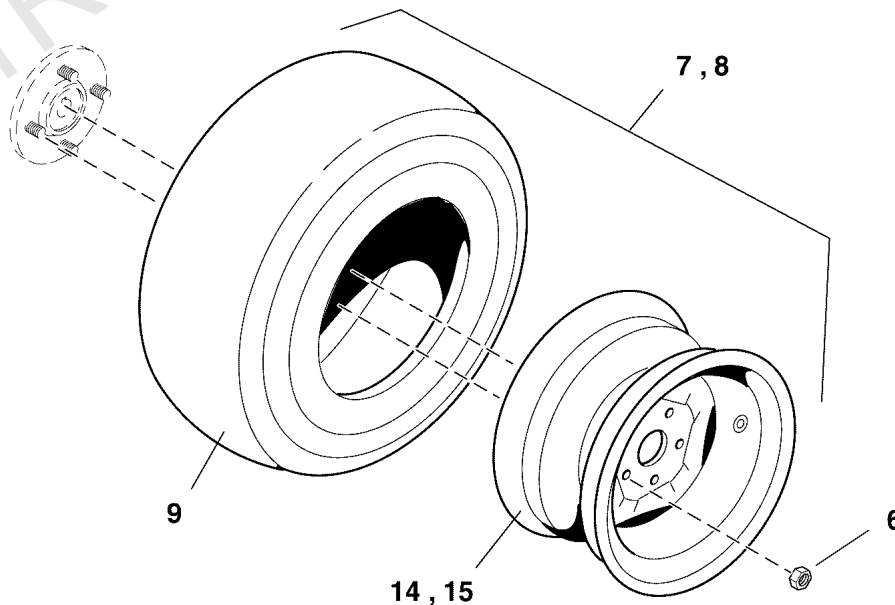
Front Wheels & Tires

5303212
5303174



Inflate to 25 PSI (1,72 bar)

Rear Wheels & Tires



Inflate to 15 PSI (1,03 bar)

Wheel and Tire Group S/N: 4000771923 and Below

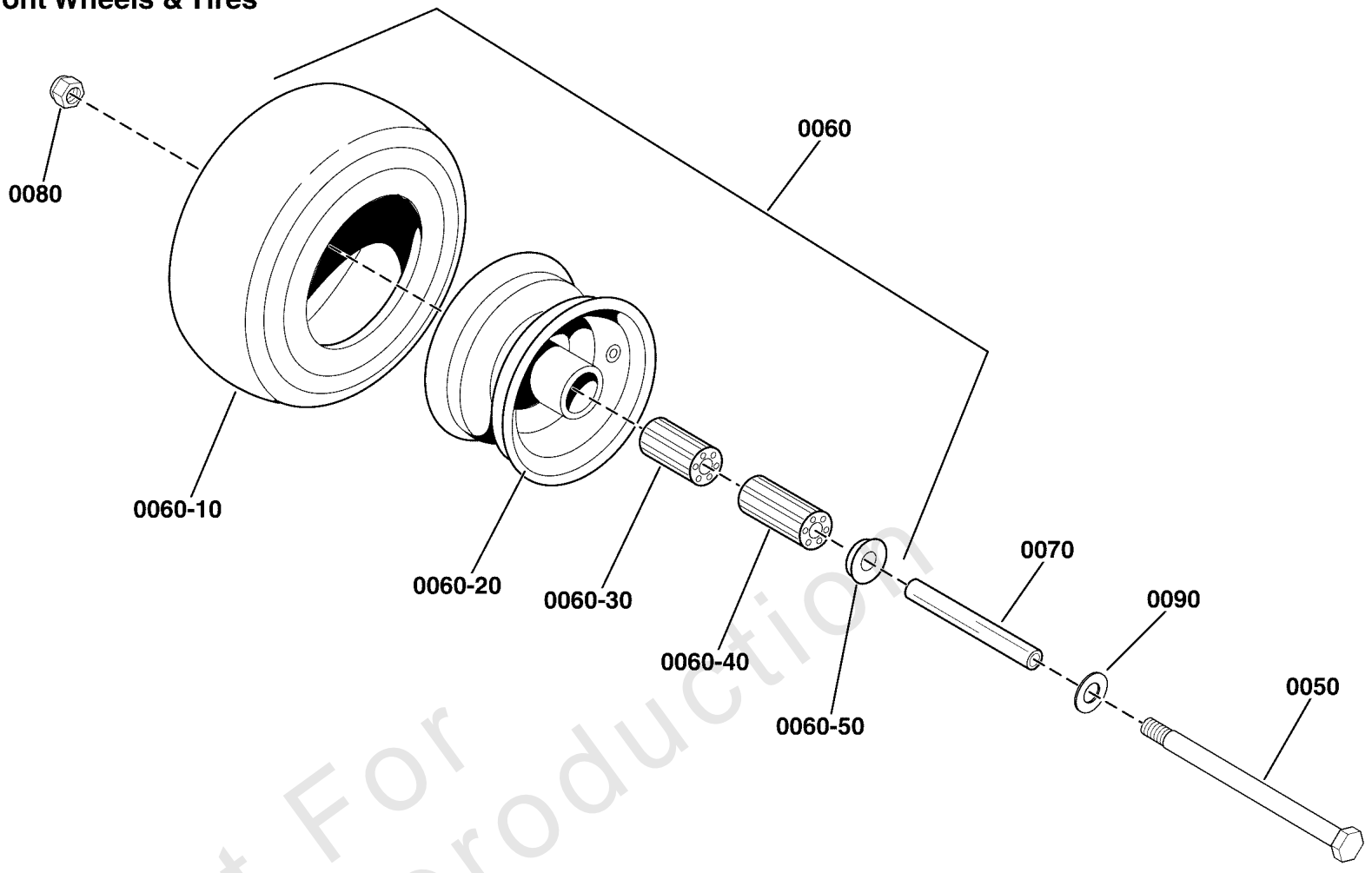
REF NO	PART NO	QTY	DESCRIPTION
1	5022631S	2	TIRE, CASTER, 13 X 5.00-6
2	5047103	4	ADAPTER, CASTER AXLE, CZ -(SV)(Qty: 2 per tire)
3	5025158	2	WASHER, 1/2 SAE
4	5025017X64	2	BOLT, 1/2-13 X 8 GD5 YZ
5	5025396	2	NUT, Hex Flange, Nylock, 1/2-13
6	5020601	8	NUT, 1/2-20, FOR WHEEL BOLT SILVER
7	5103689	2	TIRE/WHEEL ASM, 22X11-10, TM, .781 OFFSET -(Models with 52" mower decks)
8	5103622	2	TIRE/WHEEL ASM, 22X11-10, TURF MASTER -(Models with 61" mower decks)
9	5023369X2	2	TIRE, 22 X 11.00 - 10, 4 PLY -(SV)
10	5022029X1	2	TIRE ONLY -(SV)
11	5022631SX1	2	WHEEL ASSY, 13 X 5 X 6, SILVER -(SV)
12	5022631SX2	4	BEARING, Tapered Roller -(SV)(Qty: 2 per tire)
13	5022631SX3	4	SEAL, GREASE -(SV)(Qty: 2 per tire)
14	5103689X1	2	WHEEL, 10 X 7, .781 POS OFFSET, 4 ON 4 -(Models with 52" mower decks)(SV)
15	5103622X1	2	WHEEL, 10 X 7 4/4, 0" OFFSET -(Models with 61" mower decks)(SV)

Wheel and Tire Group S/N: 4000771924 and Above

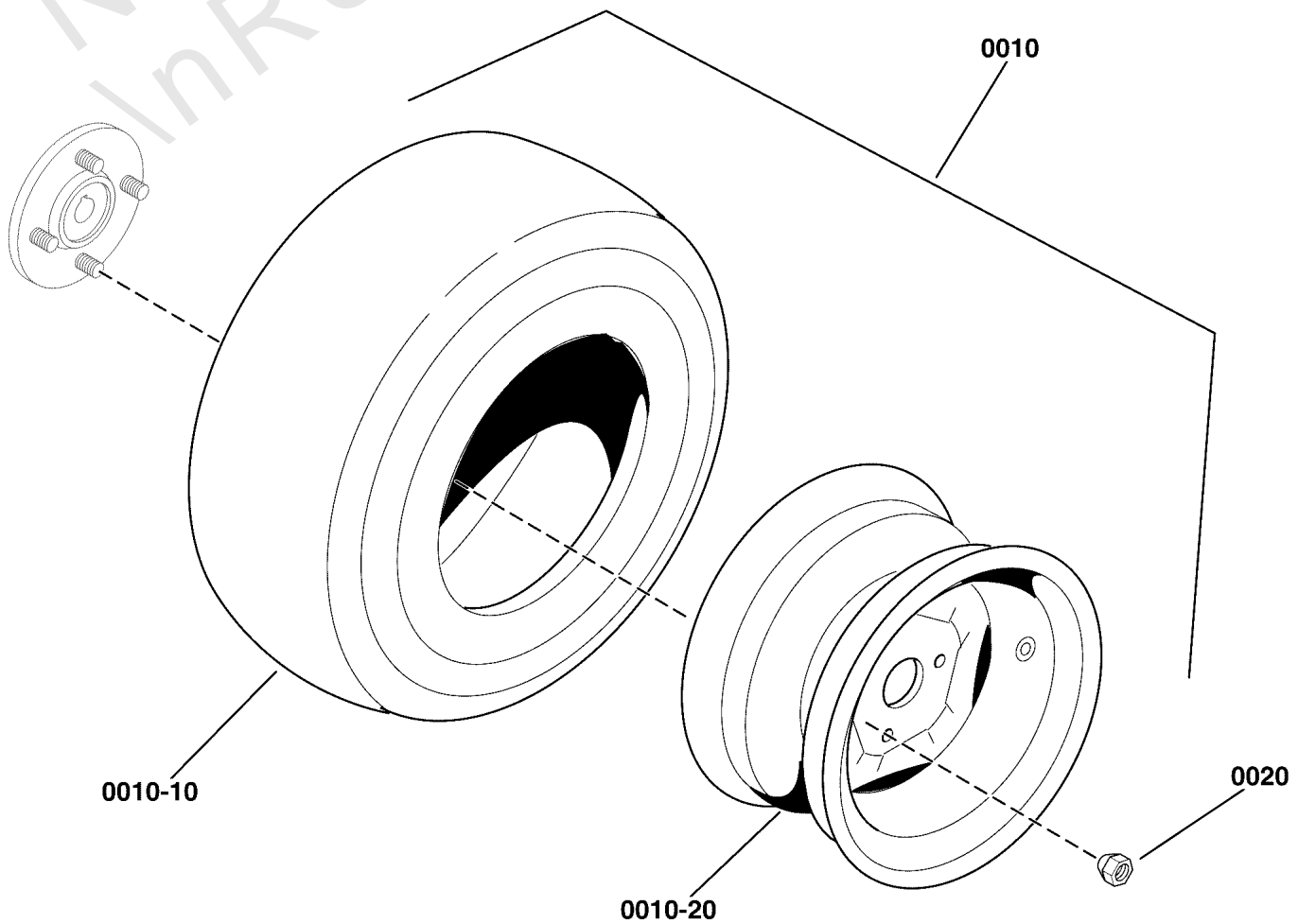
Note: Unless noted otherwise, use the standard torque specifications

Mfg. No: 5901796

Front Wheels & Tires



Rear Wheels & Tires



Wheel and Tire Group S/N: 4000771924 and Above

REF NO	PART NO	QTY	DESCRIPTION
0010	5103689	2	TIRE/WHEEL ASM, 22X11-10, TM, .781 OFFSET
0010-10	5023369X2	2	TIRE, 22 X 11.00 - 10, 4 PLY -(One per tire)
0010-20	5103689X1	2	WHEEL, 10 X 7, .781 POS OFFSET, 4 ON 4 -(One per tire)
0020	5020601	10	NUT, 1/2-20, FOR WHEEL BOLT SILVER
0050	5025017X72	2	BOLT, 1/2-13 X 9" GD5 YZ
0060	5106562	2	TIRE ASM, 13X6.5-6, ROLLER BEARING
0060-10	5106562X1	2	TIRE, Rubber Only 13X650-6-4 PLY -(One per tire)
0060-20	5106562X2	2	WHEEL, 6" DIA X 4.5" BEAD WIDTH, CASTER -(One per tire)
0060-30	5106562X3	2	BEARING, OPEN GAGE ROLLER, 3/4" ID X 2.75" -(One per tire)
0060-40	5021182	2	BEARING, ROLLER 3/4" ID X 3.25" (ONE PER TIRE)(SV) -(One per tire)
0060-50	5021043	2	RETAINER, BEARING (TWO PER TIRE)(SV)
0070	5106587	2	CASTER AXLE SHAFT, .51"ID X .75"OD X 7.16
0080	5025396	2	NUT, Hex Flange, Nylock, 1/2-13
0090	5025158	2	WASHER, 1/2 SAE

Hardware Identification & Torque Specifications

Torque Specification Chart								
FOR STANDARD METRIC MACHINE HARDWARE (Tolerance ± 20%)								
Property Class	5.6		8.8		10.9		12.9	
	Class 5.6		Class 8.8		Class 10.9		Class 12.9	
Size Of Hardware	in/lbs		in/lbs		in/lbs		in/lbs	
	ft/lbs	Nm.	ft/lbs	Nm.	ft/lbs	Nm.	ft/lbs	Nm.
M3	5.88	.56	13.44	1.28	19.2	1.80	22.92	2.15
M4	13.44	1.28	30.72	2.90	43.44	4.10	52.56	4.95
M5	26.4	2.50	60.96	5.75	5.97	8.10	7.15	9.7
M6	44.64	4.3	7.3	9.9	10.3	14	12.1	16.5
M7	5.2	7.1	12.1	16.5	16.9	23	19.9	27
M8	7.7	10.5	17.7	24	25	34	29	40
M10	15	21	35	48	50	67	59	81
M12	26	36	61	83	86.2	117	103	140
M14	42	58	101	132	136	185	162	220
M16	64	88	147	200	210	285	250	340
M18	89	121	202	275	287	390	346	470
M20	126	171	290	390	405	550	486	660
M22	169	230	390	530	559	745	656	890
M24	217	295	497	375	708	960	840	1140
M27	320	435	733	995	1032	1400	1239	1680
M30	435	590	995	1350	1401	1900	1681	2280
M33	590	800	1349	1830	1902	2580	2278	3090
M36	759	1030	1740	2360	2441	3310	2935	3980
M39	988	1340	2249	3050	3163	4290	3798	5150

Torque Specification Chart						
FOR STANDARD MACHINE HARDWARE (Tolerance ± 20%)						
Hardware Grade	No Marks		SAE Grade 5		SAE Grade 8	
	SAE Grade 2		SAE Grade 5		SAE Grade 8	
Size Of Hardware	in/lbs		in/lbs		in/lbs	
	ft/lbs	Nm.	ft/lbs	Nm.	ft/lbs	Nm.
8-32	19	2.1	30	3.4	41	4.6
8-36	20	2.3	31	3.5	43	4.9
10-24	27	3.1	43	4.9	60	6.8
10-32	31	3.5	49	5.5	68	7.7
1/4-20	66	7.6	8	10.9	12	16.3
1/4-28	76	8.6	10	13.6	14	19.0
5/16-18	11	15.0	17	23.1	25	34.0
5/16-24	12	16.3	19	25.8	29	34.0
3/8-16	20	27.2	30	40.8	45	61.2
3/8-24	23	31.3	35	47.6	50	68.0
7/16-14	30	40.8	50	68.0	70	95.2
7/16-20	35	47.6	55	74.8	80	108.8
1/2-13	50	68.0	75	102.0	110	149.6
1/2-20	55	74.8	90	122.4	120	163.2
9/16-12	65	88.4	110	149.6	150	204.0
9/16-18	75	102.0	120	163.2	170	231.2
5/8-11	90	122.4	150	204.0	220	299.2
5/8-18	100	136	180	244.8	240	326.4
3/4-10	160	217.6	260	353.6	386	525.0
3/4-16	180	244.8	300	408.0	420	571.2
7/8-9	140	190.4	400	544.0	600	816.0
7/8-14	155	210.8	440	598.4	660	897.6
1-8	220	299.2	580	788.8	900	1,244.0
1-12	240	326.4	640	870.4	1,000	1,360.0

The guides and ruler furnished below are designed to help you select the appropriate hardware.

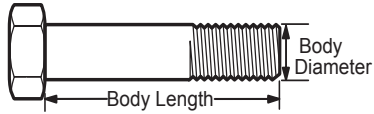


Nut, M8

Thread Diameter (mm)

Inside Diameter (in) Threads per inch

Nut, 1/2-16



Screw, M8- 1.25 x 25

Thread Diameter (mm) Distance between threads (mm) Body Length (mm)

Body Diameter Threads per inch Body Length (in)

Screw, 1/2- 16 x 2



Standard Hardware Sizing

When a washer or nut is identified as 1/2" (M8), this is the *Nominal size*, meaning the *inside diameter* is 1/2 inch (8mm metric thread diameter); if a second number is present it represents the *threads per inch* (distance between threads).

When bolt or capscrew is identified as 1/2 - 16 x 2" (M8 - 1.25 x 50), this means the *Nominal size*, or body diameter is 1/2 inch (8mm metric thread diameter), the second number, 16, represents the *threads per inch*, (*distance between threads*). The final number is the body length of the bolt or screw, 2 inches (50mm).

NOTES

- These torque values are to be used for all hardware excluding: locknuts, self-tapping screws, thread forming screws, sheet metal screws and socket head setscrews.
- Recommended seating torque values for locknuts:
 - for prevailing torque locknuts - use 65% of grade 5 torques.
 - for flange whizlock nuts and screws - use 135% of grade 5 torques.
- Unless otherwise noted on assembly drawings, all torque values must meet this specification.

Common Hardware Types

Hex Head Capscrew



Washer



Carriage Bolt



Hex Nut

Wrench & Fastener Size Guide

1/4" Bolt or Nut Wrench—7/16"	5/16" Bolt or Nut Wrench—1/2"	3/8" Bolt or Nut Wrench—9/16"	7/16" Bolt or Nut Wrench (Bolt)—5/8" Wrench (Nut)—11/16"	1/2" Bolt or Nut Wrench—3/4"
M6 Bolt or Nut Wrench—10mm	M8 Bolt or Nut Wrench—13mm	M10 Bolt or Nut Wrench—17mm	M12 Bolt or Nut Wrench—19mm	M14 Bolt or Nut Wrench—22mm

